

Kia EV5



Movement that inspires



August 2024

Overseas Model Shown

EV5. The EV for everyone.

Combining luxurious space and comfort with inspired design and state-of-the-art technology, the Kia EV5 has everything you could wish for in a family-sized SUV.

Factor in class-leading range and handling tuned for New Zealand roads, the EV5 just might be the EV of your dreams.



Roadtrip ready.

The EV5's inspired handling has been specially tuned for New Zealand driving conditions and with up to 555km* of range, there's plenty of power to take you wherever you want to go.



Overseas Charger & Model Shown

With fast charging stations all over New Zealand, you can quickly charge your EV5 while you grab a coffee.

Using an ultra-fast DC charger, you can go from 10 to 80 percent in about 38 minutes.

Using Kia Connect, your EV5 can even locate and guide you to the nearest compatible charging station.



Overseas GT Line Model Shown

An 88.1 kWh long-range battery delivers best-in-class range of up to 555km** for 2WD models and up to 500km** for AWD models. Kia's integrated battery architecture contributes to exceptional chassis rigidity for confident and stable driving on New Zealand roads.

*2WD models only, WLTP combined figure.
**WLTP combined figure



Relaxation room.

A quiet cocoon of comfort and innovation, the EV5's spacious and versatile interior offers ample room for five passengers.

Inside, the EV5 cares for you and the planet, with extensive use of recycled and sustainable materials throughout.

With an additional segment display positioned between dual 12.3" screens, the EV5's integrated panoramic display spans a huge 29.6", giving you panoramic view and complete control over essential vehicle functions.

The driving cluster graphics change to match the Drive Mode Select (DMS) themes; from Normal, to Sport, Eco and Snow.

In GT-Line AWD trim, the second row tray is upgraded to a Mini Chilly Bin & Warmer tray that helps keep food and beverages chilled or warm - perfect for road trips!



Overseas Model Shown. NZ may vary.



GT-Line Only

Always thinking of you.

The EV5 protects you with a suite of advanced driver-assistance systems.

Forward Collision Avoidance Assist automatically brakes to prevent potential collisions with cars, pedestrians, or cyclists.

Highway Driving Assist 2 helps maintain a safe distance from vehicles ahead and beside you and helps center the vehicle in the lane while on a highway or a motorway. Holding the steering wheel and operating the turn signal above a certain speed, allows the EV5 to automatically change lanes in the indicated direction.

Smart Cruise Control - feel confident on any road with Smart Cruise Control (SSC). Using radar, SSC maintains a safe distance from the vehicle directly ahead, automatically slowing, accelerating or stopping your EV5 when necessary.


Lane Follow Assist and Lane Keep Assist keep you safely in your lane and assist with safe lane changing, to boost your safety and confidence.



Overseas Model Shown

Kia Connect.

The Kia Connect app is your digital co-pilot, with a range of features and services designed to enhance your day to day mobility, before, during and after your trip.




Overseas Model Shown

You can use it to remotely adjust the climate control for a comfortable cabin before you get in, lock or unlock your car from anywhere with a tap and keep track of where it's parked with real-time tracking.

The Kia Connect app looks after you and your EV5, providing a vehicle health report that checks your car's systems before you hit the road. In a collision where an airbag is deployed, the app automatically contacts Kia's 24/7 call centre.

There's even a Valet Mode that keeps an eye on your EV5's location when you hand over the keys to someone else.

Find out more about Kia Connect here



Overseas Model Shown


Over-the-air-updates.

Kia Connect allows the EV5 to receive Over-the-Air (OTA) wireless software updates as you drive.

These improve key vehicle functions, such as powertrain, steering, electric motor, battery, airbags and the advanced driver assistance systems (ADAS). With OTA Updates, you'll

always be equipped with the latest safety and performance features without the need to visit a dealership or service centre.

Find out more about OTA here



Colours.

EV5 comes in a range of colours inspired by nature. Our BTX-free painting process creates a beautiful and durable finish while minimising the use of polluting chemicals.

Single Tone Exterior Colours (Light, Light+ & Earth)



Snow White Pearl



Starry Night Black



Shale Grey



Frost Blue



Iceberg Green Matte

Two-Tone Exterior Colours (GT-Line only)



Snow White Pearl with Black Roof



Shale Grey with Black Roof



Frost Blue with Black Roof



Iceberg Green with Black Roof

Wheels.

Striking and dynamic, the EV5's wheel covers are also functional, designed to maximise electric range.



18" Alloy
(Light & Light+)



19" Alloy
(Earth)



20" Alloy
(GT-Line)

An EV for everyone.

Inspiration comes in many forms. That's why at Kia, we are creating a whole family of advanced electric vehicles that answer different needs and fit different lifestyles.



EV9



EV5



EV6



EV4



EV3

Specifications

Preliminary specifications only. Subject to change without notice.

Specifications key:

- = included
- = not included
- LR = Long Range

	LIGHT LR	LIGHT+ LR	EARTH LR	EARTH AWD LR	GT-LINE AWD LR
DRIVETRAIN					
Driven Wheels	Front Wheel Drive (2WD)		All Wheel Drive (eAWD)		
Electric Motor Type	Permanent Magnet Synchronous Motor (PMSM)				
Maximum Power - Front Motor / Rear Motor	160kW / -		160 kW / 70 kW		
Maximum Torque - Front Motor / Rear Motor	310 Nm / -		310 Nm / 170Nm		
Combined System Output (Power / Torque)	160 kW / 310 Nm		230kW / 480Nm		
BATTERY					
Battery Type	Lithium-ion Phosphate (LFP)				
Battery Capacity (kWh)	88.1 kWh (Gross)				
Battery Weight (kg)	574 kg				
TRANSMISSION					
Gearbox	Single Speed Reduction Gear (SSRG)				
Final Gear Ratio (Constant)	9.46		9.46 (Front) / 11.62 (Rear)		
Shift Controller type	Column-Type Shift-By-Wire (SBW)				
MAXIMUM RANGE, ENERGY CONSUMPTION & PERFORMANCE					
All Electric Range (WLTP) - Combined	555 km	540 km	500 km	470 km	
Energy Consumption (kWh / 100km) - Combined	18.0 kWh/100km	18.5 kWh/100km	20.1 kWh/100km	21.0 kWh/100km	
CO ₂ Emissions	0g / km				
Maximum Speed	185 km/h				
0 - 100km/h (Estimated)	8.9 seconds		6.1 seconds	6.3 seconds	
AC NORMAL CHARGING**					
On Board Charger (OBC) Maximum Capacity	Up to 11 kW				
AC Charge with ICCB (In Cable Control Box) unit (0% - 100%)	Approx 39 Hours				
AC Charge with 11kW Charger (0% - 100%)	Approx 9 Hours 10 Min				
DC FAST CHARGING**					
DC Fast Charger - 50kW* (10% - 80%)	Approx 80 Minutes				
DC Ultra Fast Charger - 141kW* (10% - 80%)	Approx 40 Minutes				
SUSPENSION					
Front Suspension	Macpherson Strut + Single Lower Arm Type				
Rear Suspension	Multi-5 Link				
WHEELS & TYRES					
Tyres / Wheels	225/60R18	225/60R18	235/55R19	235/55R19	255/45R20
Wheel Size / Type	18" Alloy	18" Alloy	19" Alloy	19" Alloy	20" Alloy
Alloy Wheel Aero Cover	●	●	●	●	●
Tyre Pressure Monitoring System (TPMS)	●	●	●	●	●
Spare Wheel Type	Temporary Mobility Kit (TMK)				
BRAKES					
Front Brakes (Type / Diameter)	325 mm Ventilated Discs				
Rear Brakes (Type / Diameter)	325 mm Solid Discs				
Electric Park Brake with Auto Hold	●	●	●	●	●
STEERING					
Steering System	Column Mounted MDPS (C-MDPS)				
Minimum Turning Radius (Meters)	5.87 m				

Specifications key:

- = included
- = not included
- LR = Long Range

	LIGHT LR	LIGHT+ LR	EARTH LR	EARTH AWD LR	GT-LINE AWD LR
STEERING CONTINUED					
Steering Wheel Turn (Lock to Lock)	2.52				
Steering Wheel Adjustment	Manual Tilt & Telescopic				
Drive Mode Integrated Control	●	●	●	●	●
Paddle Shifters with Regenerative Braking Control	●	●	●	●	●
SAFETY FEATURES					
Safety Rating	Not Yet Tested				
Forward Collision Avoidance Assist (FCA) - Car, Pedestrian, Cyclist & Junction Turning/Crossing	●	●	●	●	●
Lane Keep Assist System (LKA)	●	●	●	●	●
Lane Follow Assist System (LFAS)	●	●	●	●	●
Driver In Cabin Status Monitor - Camera Type	●	●	●	●	●
Blind Spot Collision Avoidance Assist - Rear (BCA)	●	●	●	●	●
Rear Cross Traffic Collision Avoidance Assist (RCCA)	●	●	●	●	●
Highway Driving Assist (HDA 2.0)	●	●	●	●	●
Parking Collision Avoidance Assist (PCA) - Reverse, Forward & Side	-	●	●	●	●
Blind Spot View Monitor (BVM)	-	●	●	●	●
Smart Cruise Control (SCC) with Stop & Go	●	●	●	●	●
Intelligent Speed Limit Assist (ISLA)	●	●	●	●	●
Manual Speed Limit Assist (MSLA)	●	●	●	●	●
e-Call (SOS Call)	●	●	●	●	●
Anti-Lock Braking System (ABS)	●	●	●	●	●
Electronic Stability Control (ESC) & Vehicle Stability Management (VSM)	●	●	●	●	●
Multi-Collision Brake System (MCB)	●	●	●	●	●
Hill-Start Assist Control (HAC)	●	●	●	●	●
Driver & Front Passenger Airbags	●	●	●	●	●
Front Centre-Side Airbag	●	●	●	●	●
Front Side Airbags	●	●	●	●	●
Curtain Airbags (1st & 2nd Rows)	●	●	●	●	●
Front Seatbelt Pretensioners with Load Limiters	●	●	●	●	●
Height Adjustable Front Seatbelts	●	●	●	●	●
3 Point ELR Seatbelts (All Seats)	●	●	●	●	●
Seatbelt Reminders for all Seats	●	●	●	●	●
Rear Seat Occupant Alert - Basic Type	●	●	●	●	●
Safe Exit Warning (SEW)	●	●	●	●	●
Safe Exit Assist (SEA) - Warning/Locking	-	-	●	●	●
ISOFIX Child Seat Anchor Points (2x 2nd Row)	●	●	●	●	●
Top Tether Child Seat Anchor Points (3x 2nd Row)	●	●	●	●	●
Power Child Safety Lock (Auto)	-	-	●	●	●
Speed Sensing Auto Door Lock	●	●	●	●	●
Remote Smart Park Assist 2 (RSPA 2)	-	●	●	●	●
Parking Sensors	Front & Rear	Front, Rear & Side			
Rear View Monitor with Dynamic Guidelines	●	-	-	-	-

Specifications (continued)

Preliminary specifications only. Subject to change without notice.

Specifications key:

- = included
- = not included
- LR = Long Range

	LIGHT LR	LIGHT+ LR	EARTH LR	EARTH AWD LR	GT-LINE AWD LR
EXTERIOR FEATURES					
Surround View Monitor (SVM) with Dynamic Guidelines	-	●	●	●	●
LED Headlights (Standard Projection type)	●	●	●	●	●
LED Daytime Running Lights (DRL)	●	●	●	●	●
Dusk-Sensing Automatic Headlights	●	●	●	●	●
Rear Spoiler with LED High Mount Stop Light	●	●	●	●	●
LED Rear Combination Lamps	●	●	●	●	●
Electrically Adjustable & Heated Exterior Mirrors	●	●	●	●	●
Electric Folding Exterior Mirrors	Manual Folding	●	●	●	●
Flush Outside Door Handle (Body Coloured)	Manual Handle		Auto Handle		
Panoramic Power Sunroof - with One Touch Safety	-	-	-	-	●
Privacy Glass (Rear Windows & Tailgate)	-	-	●	●	●
Bumper Trim	Non-Painted		Black Paint		
Satin Finish Window Beltline	●	●	●	●	Glossy Black
Silver Paint Front Skid Plate Design	●	●	●	●	Gunmetal Paint
Roof Rails	Matte Black Colour		Glossy Black		
INTERIOR FEATURES					
Seating Configuration	5 Seats				
Interior Seat Trim	Cloth	Cloth & Composite Leather	Single Tone Composite Leather		Two Tone Composite Leather
Manual Driver's Seat with Height Adjust (Pumping)	●	-	-	-	-
Power Driver Seat	-	●	●	●	-
Memory Power Driver's Seat	-	-	-	-	●
Driver's Seat Power Lumbar Support	-	●	●	●	-
Driver & Front Passenger Seat Power Lumbar Support (Aircell Type)	-	-	-	-	●
Manual Front Passenger's Seat	●	●	●	●	-
Power Front Passenger's Seat	-	-	-	-	●
Height Adjustable Headrests with Driver & Passenger Up/Down & Tilt	●	●	●	●	●
Heated Front Seats	-	-	●	●	-
Heated Front Seats & 2nd Row Outer Seats	-	-	-	-	●
Ventilated Front Seats	-	-	-	-	●
Driver's Massage Seat	-	-	-	-	●
Driver's Premium Relaxation Seat	-	-	-	-	●
2nd Row Passenger Seat Back Table	-	-	-	-	●
60:40 Split Folding 2nd Row Seat	●	●	●	●	●
4-Spoke Composite Leather Steering Wheel	●	●	●	●	-
3-Spoke Composite Leather Sports Steering Wheel (GT-Line exclusive)	-	-	-	-	●
Heated Steering Wheel	-	-	-	-	●
Alloy Pedals	-	-	-	-	●
Metal Paint Inside Door Handle Coating	●	●	●	●	●

Specifications key:

- = included
- = not included
- LR = Long Range

	LIGHT LR	LIGHT+ LR	EARTH LR	EARTH AWD LR	GT-LINE AWD LR
INTERIOR FEATURES CONTINUED					
Premium Driver & Front Passenger's Seat Back Panel	●	●	●	●	●
Rear Cargo LED Lamp	●	●	●	●	●
Front Trunk (Frunk)	●	●	●	●	●
Interior Ambient Mood Lighting	-	-	-	-	●
Centre Tray	●	●	●	●	●
Cloth Interior Roof Trim	●	●	●	●	●
Luggage Board Multi-Table Function	-	-	-	-	●
Multi-purpose Luggage Hook	●	●	●	●	●
COMFORT & CONVENIENCE FEATURES					
12.3" Digital Instrument Cluster	●	●	●	●	●
5" HVAC (Heating, Ventilation & Air Conditioning) Display	●	●	●	●	●
12.3" Satellite Navigation Multimedia System	●	●	●	●	●
Kia Connect - Connected Car Service (CCS)	●	●	●	●	●
Over-The-Air (OTA) Software Updates	●	●	●	●	●
AM/FM Radio	●	●	●	●	●
Apple CarPlay™ ∞ with Voice Recognition	●	●	●	●	●
Android Auto™ † with Voice Recognition	●	●	●	●	●
Bluetooth Connectivity	●	●	●	●	●
Full Colour 12" Head-up Display (HUD)	-	-	●	●	●
6 Speaker Audio System	●	●	●	●	-
Harman Kardon Premium Sound System with 8 Speakers	-	-	-	-	●
Wireless Phone Charger	-	-	●	●	●
USB Charging Ports - 1x Front Tray, 1x each Front Seat-Side	●	●	●	●	●
1x 12V Power Outlet - Centre Console	●	●	●	●	●
Centre Console Box with Cooling and Warming Function	-	-	-	-	●
Interior Vehicle-To-Load (V2L) Outlet	-	-	●	●	●
Exterior V2L Capability	-	-	(Requires Adaptor Sold As Optional Accessory)		
Steering Wheel Mounted Audio/Bluetooth Controls	●	●	●	●	●
Dual Zone Climate Control Air Conditioning	●	●	●	●	●
Auto Window Defogger	●	●	●	●	●
2nd Row Seat Heating Duct	●	●	●	●	●
Electro Chromic Rear View Mirror (ECM)	●	●	●	●	●
Power Windows with Front Auto Up/Down & Safety function	●	●	●	●	●
Power Windows with Front & Rear Auto Up/Down & Safety function	-	-	-	-	●
Remote Central Locking	●	●	●	●	●
Rain Sensing Front Wipers	●	●	●	●	●
Smart Key with Interior Engine Start/Stop Button	●	●	●	●	●
Fingerprint Recognition - AVN & Engine Start	-	-	-	-	●
Immobilizer	●	●	●	●	●

Specifications (continued)

Preliminary specifications only. Subject to change without notice.

Specifications key:

- = included
- = not included
- LR = Long Range

	LIGHT LR	LIGHT+ LR	EARTH LR	EARTH AWD LR	GT-LINE AWD LR
COMFORT & CONVENIENCE FEATURES CONTINUED					
Power Tailgate	-	-	●	●	●
Heat Pump System	-	-	●	●	●
DIMENSIONS					
Overall Length (mm)	4,615 mm				
Overall Width (mm)	1,875 mm				
Overall Height - Including Antenna (mm)	1,715 mm				
Wheelbase (mm)	2,750 mm				
Minimum Ground Clearance (mm)	161 mm		166 mm		
WEIGHT & CAPACITIES					
Tare Weight	2,054 kg	2,106 kg	2,198 kg	2,229 kg	
Luggage Capacity - 2nd & 3rd Row Seats Up/Down (VDA)	513 L / 1,713L				
Front Trunk (Frunk) Capacity	67 L				
Towing Capacity - Braked / Unbraked	1,250 kg / 750 kg				

Kia confidence goes further.



All new Kia Passenger Vehicles come with an impressive 5-Year/150,000 km (whichever comes first) Warranty Programme covering against manufacturing or assembly defects. This warranty programme is transferable between owners and emphasises our commitment to our customers.



All new Kia vehicles that are powered by a high-voltage drive battery come with a 8-year/160,000 km (whichever comes first) warranty that covers components found in the drive battery case. In the event that your vehicle becomes immobile due to a high voltage battery or system failure, we'll cover the cost of the tow to the nearest authorised Kia dealer.



A Roadside Assistance Programme for the duration of the Warranty Period is also offered on every new Kia at no cost. In the unlikely event that your Kia has broken down, help is only a call away and trained staff will be dispatched to your location. If a repair cannot be conducted on the spot, the vehicle will be towed free of charge to the nearest Kia dealer.



Your new EV5 comes with a complimentary 5-year subscription to Kia Connect and Over-the-Air (OTA) Updates. Synchronise destinations, check the vehicle status, control certain vehicle functions and more with the Kia Connect app.

Information contained herein is for comparative purposes only. Specifications at any given time may vary to the above.

* Driving range figures standards are calculated using the World Harmonised Light Vehicle Test Procedure (WLTP). Actual results achieved will differ according to operating conditions and driving style.

** Charging times of the high-voltage battery may vary according to the condition and durability of the high-voltage battery, charger specifications and ambient temperature.

*** Not all handsets may be compatible.

**** Maximum Towing Capacity should only be achieved when the battery has more than 35% charge remaining.

^ Charge time with 350kW DC ultra-fast charger. Actual charge will vary with options, driving conditions, driving habits, vehicle maintenance, charging practice, battery age, weather, temperature and your vehicle's condition.

∞ Apple CarPlay: Requires an iPhone 5 or later and it is recommended to always update your iPhone to the latest iOS release. Use the Apple Lightning cable provided with your phone, or Apple-certified Lightning cable.

† Android Auto: Requires an Android phone with Android 5.0 Lollipop or higher. It is recommended to always update your phone to the latest OS release. Use the USB cable provided with your phone.

Kia cannot guarantee continued compatibility. The new EV5 will undergo all necessary inspections when available. Until inspections are complete, all information and illustrations are based on data available at the time of publication and are subject to change without notice.



Movement that inspires