



JEEP® CHEROKEE



AUTHENTIC JEEP® BRAND DNA.

The Jeep® Cherokee raises the bar with supreme on-road handling, efficient fuel economy, inherent Jeep® 4x4 capability and class-defining technology. With its legendary Jeep® brand DNA, Cherokee is perfectly engineered to excel in any situation and on any terrain, allowing you to experience the best of both worlds.

EUROPEAN DESIGN.

The Jeep Cherokee successfully combines a futuristic design with legendary heritage. Its aggressive wheel-to-body proportion and commanding road presence looks impressive even to the most demanding eye. Developed by European designers, the fluid, sleek exterior lines highlight the efficient upper body of the Cherokee. The rugged, protective lower body conveys the legendary capability that is a characteristic of every Jeep, making the Cherokee efficient and capable on varying terrains and weather conditions. The new Jeep Cherokee Overland top of the range version features body coloured lower fascia and side skirts, offering a new level of sophistication.



Model shown Cherokee Overland

MADE TO HIT THE MARK.



Every sculpted inch of the Cherokee has been thoughtfully designed to be efficient and capable. The attention to detail is clear, starting from the traditional seven-slot grille that remains true to its Jeep® brand roots, with daring, sleek daytime running lamps; communicating the next generation of safety and design distinction. In addition, the available CommandView® dual-pane sunroof (standard on Overland) offers a panoramic view day or night, incorporating a power sliding glass front panel and a fixed glass panel with power sunshade in the rear.



Model shown Cherokee Overland



Model shown Cherokee Limited with Morocco interior and optional CommandView® dual-pane sunroof

THE CHEROKEE SOUL HAS NEVER BEEN SO FIGHTING FIT.

The Cherokee interior offers a sophisticated blend of hand-sculpted fluid shapes, high-quality soft-touch materials, innovative colour and interior choice, precision craftsmanship and state-of-the-art technology. The Nappa Leather interior, for instance, or the wooden steering wheel (standard on the Overland version). A world of unique perfection is just waiting to be discovered.



Model shown Cherokee Overland in
Black Morocco Leather with Overland stitching

DISCOVER A WORLD-CLASS INTERIOR.



Luxury is at the forefront of the Cherokee interior. Its driver-oriented cockpit is loaded with easy-to-use, advanced technology. Leather trimmed, power-adjustable, heated and ventilated seats are standard on the Limited and Overland versions. The Overland version features the finest Nappa Leather trimmed seats, embroidered with Overland logo, and anodised silver trim. The easily adjustable 60/40 split second-row seats with reclining seat and slide adjustment increase passenger comfort and allow greater flexibility of storage space.



Model shown Cherokee Overland with Pearl Nappa Leather and Overland stitching.



A NEW CLASS OF CHEROKEE.

The Jeep Cherokee Trailhawk, a car that exemplifies Jeep 4x4 capability with a distinctive, aggressive look. Reserved for the most capable Jeep Cherokee model and the most capable mid-size SUV in the segment. Thanks to its 9-speed automatic transmission which performs with strong, smooth precision, and the powerful 3.2L Pentastar® engine, the performance figures all add up:

The Jeep Cherokee Trailhawk boasts an approach angle of 29.9 degrees, a departure angle of 32.1 degrees and a breakover angle of 22.9 degrees. Running ground clearance is 22.1 cm. Performance personified.

The 'Trail Rated' badge on the Jeep Cherokee Trailhawk indicates that the vehicle is designed to perform in a variety of challenging off-road conditions identified by five key consumer-orientated categories: traction, ground clearance, maneuverability, articulation and water fording.

THRILLING PERFORMANCE IN COMFORT



The Trailhawk features aggressive approach and departure angles, complements of the unique front and rear fascias, increased ground clearance and skid plates. Jeep Active Drive Lock provides locking rear differential and Selec-speed® control (off-road 'cruise control') maximising off-road performance. The locking rear differential is selectable in any low range terrain mode, but will lock automatically when in certain modes, such as 'Rock', to maximise traction.

Yet this boundless performance is carried out in absolute comfort: the interior of the Trailhawk provides seats which are ergonomically designed to support the contour of the body as the car moves over testing terrain and are trimmed with premium quality Nappa leather.

CLASS-DEFINING 4X4 CAPABILITY.

The Cherokee takes its legendary 4x4 capability to the next level. Thanks to its Jeep, brand DNA it has been purposefully designed to adapt to any surroundings with inborn confidence. On the diesel range, choose from two new 4WD systems: the single-speed, fully automatic Jeep, Active Drive I and the two-speed Power Transfer Unit (PTU) Jeep, Active Drive II, offering torque management and low range.

The 3.2 V6 Petrol Trailhawk offers class defining off-road capability, with the Active Drive Lock 4WD System. This Trail Rated® version offers a mechanical rear axle lock and Jeep's unique Selec Speed® Control System.

All Cherokee 4WD systems possess the rear-axle disconnect system, which engages 4x4 only when required to maximise fuel economy.



TACKLING MOTHER NATURE'S TOUGHEST CONDITIONS.



The Selec-Terrain® System (4WD models only) allows the driver to choose the on and off-road setting for optimum performance to help successfully navigate specific road conditions.

Selec-Terrain® offers a minimum of four customised settings: Auto, Snow, Sport and Sand/Mud. Selec-Terrain electronically coordinates and optimises systems on any terrain providing enhanced vehicle control. Active Drive II (Limited automatic and Overland versions only) adds low range selection and hill-descent control to the Selec-Terrain® System.

The Trailhawk model features Jeep Active Drive Lock 4WD. Trailhawk also adds Rock mode to the Selec-Terrain® system for highly capable off-road manoeuvring allowing you to cross rugged terrain at appropriately safe speeds.

GO ANYWHERE. DO ANYTHING™.



The Jeep® Cherokee is the first mid-size SUV* to feature rear-axle disconnect, resulting in reduced energy loss when 4x4 capability is not required, thereby improving fuel efficiency. The rear-axle disconnect seamlessly switches between two-wheel and four-wheel drive for full-time torque management and does not require input from the driver. Thanks to its refined and efficient 2.0 or 2.2 litre Turbo Diesel engine, it can take on rugged terrain and road traffic with equal assurance.

2.0L & 2.2L TURBO DIESEL

The 140hp 2.0 litre turbo diesel engine with MultiJet II technology is mated to a 6-speed manual transmission with 2WD or 4WD Jeep® Active Drive I system. This engine is available on all trim levels, producing 350 Nm of torque at 1,500 rpm. Alternatively, on Longitude and Longitude + models, choose the 4WD 9-speed automatic version with the new 185hp 2.2 litre engine and 440Nm of torque at 2500 rpm.

The Limited and Overland models enjoy the new 2.2 litre 200 hp turbo diesel engine which is matched to the 9-speed automatic transmission and offered with either Active Drive I or Active Drive II 4WD systems. All versions have the Stop/Start system which helps reduce fuel consumption and CO₂ emissions. As a result, the 2.2 litre 200hp engine has an impressive combined fuel consumption of 50.4 mpg and CO₂ emissions of 149g/km. ^

3.2L V6 PENTASTAR® (TRAILHAWK ONLY)

The new 3.2L Pentastar V6 engine offers a refined driving experience and an exceptional balance of higher specific power output. The 3.2L Pentastar V6 engine goes together with its 9-speed automatic transmission matched with the Jeep® Active Drive Lock 4x4 system.

*Mid-size SUV – classified by Jeep as overall length 4.5 metres to 4.8 metres.
^From April '16 production (6CE).



ON ROAD REFINEMENT.

The Jeep® Cherokee was the first mid-size SUV* in the segment to feature a 9-speed automatic transmission for added driving pleasure and efficiency. Electronic Range Select supports a manual shifting capability with the AutoStick function which includes over 40 individual shift maps for specific conditions to help maximise efficiency, performance and drivability. Performance is attuned to nearly any driving condition, both on and off-road and gear shifts are barely noticeable on all terrain types.



*Mid-size SUV – classified by Jeep as overall length 4.5 metres to 4.8 metres.

DRIVING TOMORROW'S TECHNOLOGY TODAY.

Rule the road ahead from a very comfortable and informed vantage point. Cherokee's advanced technology delivers information keeping everything on track; providing the freedom to head out with confidence.

Keep connected, informed, entertained, and more productive with the Uconnect® system. Connect compatible media devices or display photos on the Uconnect® screen via the USB port, SD media card, or auxiliary port. Optional on Longitude, but standard on Longitude+, Trailhawk, Limited and Overland, the 8.4" touch screen is conveniently positioned front and centre, offering a range of entertainment features and services, including voice command navigation, hands-free phone calls, climate control, and more.



EASY TO USE TECHNOLOGY.



The 7" TFT reconfigurable instrument cluster (Limited, Overland and Trailhawk only) allows the driver to enjoy a customised user experience and receive vehicle information and feedback in a preferred format while keeping their hands on the wheel and eyes on the road.



The driver can select from a multitude of information displayed in the centre of the gauge cluster, including turn-by-turn navigation, speed, real-time fuel economy, safety warnings, available Adaptive Cruise Control-Plus, audio information and Jeep® specific features including Selec-Terrain™.



The optional Parallel/Perpendicular Park Assist System (Limited Automatic, Overland and Trailhawk versions only) is displayed in the centre of the gauge cluster and operated with buttons on the steering wheel and the AutoStick. The graphic takes the driver through the steps necessary to utilise the park assist system.




INNOVATIVE TECHNOLOGY.

On board comfort exceeds all expectations; Cherokee offers a range of intelligent and high-level technology systems to enhance the driving experience.

ALPINE PREMIUM AUDIO SYSTEM†

Cherokee's premium 9-speaker sound system with an eight-inch subwoofer, has been designed in tandem with Alpine®, the leading manufacturer of high-performance mobile electronics. The system's 11 channels pump sound by way of 506 watts of power for a dynamic audio experience during your journey.



* Standard on Limited, Overland and Trailhawk versions.

† Only available with Satellite Navigation - Standard on all versions excluding Longitude.

PEACE-OF-MIND SAFETY & SECURITY.

Over 60 standard and available safety and security features add to Cherokee's strength and capability. With many controls located on the steering wheel, safety is literally fingertip controlled.

Forged from 65 per cent high strength steel, a full range of available features have been built on this sturdy foundation to deliver 5-Star EURO NCAP Safety. Class-leading options include: Adaptive Cruise Control Plus, Parallel and Perpendicular Park Assist, LaneSense® (Lane Departure Warning Plus) and Forward Collision Warning-Plus with mitigation*.

*Subject to model chosen.



Model shown Cherokee Limited
True Blue colour shown, has restricted availability.

ADVANCED SAFETY SYSTEMS.

PARALLEL AND PERPENDICULAR PARK ASSIST.*

This active guidance system controls steering automatically using ultrasonic sensors that help when easing into parking spots (includes ParkSense® front and rear park assist sensors with rear 'Stop'†).

ELECTRONIC STABILITY CONTROL (ESC).

A vehicle-wide network of safety sensors helps maintain vehicle control, providing instant aid should they detect the vehicle is veering off the intended path. ESC coordinates Electronic Roll Mitigation (ERM), antilock brake system (ABS) and Brake Assist, All-Speed Traction Control and available Trailer Sway Control (TSC), sending them into action when needed.

ELECTRONIC ROLL MITIGATION (ERM).

As an extension of ESC, ERM employs ESC sensors to anticipate potential risk situations. If things get rough, ERM takes immediate action to help maintain stability and remain under control.

* Optional on Limited Automatic, Overland and Trailhawk versions only (Technology Group).

† Optional on Longitude, Longitude+ & standard on Limited, Overland and Trailhawk.

⁽²⁾LANESENSE® (LANE DEPARTURE WARNING-PLUS).*


The vehicle lane position is monitored by cameras and, should the driver drift outside of lane boundaries without indication, or if the driver's hands are off the wheel, the system provides a visual and audible warning.

BLIND SPOT MONITORING AND REAR CROSS-PATH DETECTION.*

These safety sensors constantly monitor the space between all vehicles in the vicinity. When a side or rear blind spot is encroached, the driver is notified via illuminated icons on side view mirrors or an audible chime.

7 STANDARD AIR BAGS.

Full-length side-curtain driver and front-passenger inflatable driver knee-bolster air bag, seat-mounted for front occupant's side thorax and advanced multistage front air bags all work in tandem to help provide protection.



⁽¹⁾ADAPTIVE CRUISE CONTROL WITH STOP & GO.*

Take the guesswork out of keeping a safe distance from the car ahead while travelling on the motorway. The system automatically adjusts cruising speed to maintain a pre-set distance from the vehicle in front and can bring Cherokee to a complete stop without driver intervention to help avoid collision.



RAIN BRAKE SUPPORT.

This system automatically helps maintain optimal braking by keeping brake rotors dry in rainy conditions, with assistance from the Electronic Stability Control (ESC).

FORWARD COLLISION WARNING-PLUS WITH CRASH MITIGATION.*

Radar sensors detect when Cherokee may be approaching another vehicle too rapidly and send an audible and visual alert to the driver along with providing 1.5 seconds of brake assistance if the driver does not react in time.

TRAILER SWAY CONTROL (TSC).

As part of ESC, TSC helps keep the vehicle and the load being towed, safely on course.

(1) No system, no matter how sophisticated, can repeal the laws of physics or overcome careless driving actions. Performance is limited by available traction, which snow, ice, and other conditions can affect. When the ESC warning lamp flashes, the driver needs to use less throttle and adapt speed and driving behaviour to prevailing road conditions. Always drive carefully, consistent with conditions. Always wear your seat belt. ACC is a driver convenience system, not a substitute for active driver involvement. The driver must remain aware of traffic conditions and be prepared to use brakes to avoid collisions. FCW system is solely an alert system for the front of the vehicle that does not take any actions to change vehicle dynamics to avoid a collision, not a substitute for active driver involvement. The driver must remain aware of traffic conditions and be prepared to use brakes to avoid collisions.

(2) Always check visually for vehicles prior to changing lanes.



Model shown Cherokee Limited

CUSTOMISE YOUR FREEDOM.

Choose from the range of Authentic Jeep, Accessories from Mopar® especially made for Cherokee. All designed to make Cherokee match any lifestyle.

MAKE IT PERSONAL.



AUTHENTIC JEEP® ACCESSORIES

Whether climbing rugged hills or cruising motorways, raise the profile and capability of your Cherokee with Authentic Jeep, Accessories from Mopar®. These quality-engineered parts and accessories keep the Cherokee as authentic as the day it was purchased. For a true, seamless fit and finish, select exact colour matches and high-quality material. New and exciting Mopar® accessories for Cherokee are always in development, including load management systems, towing accessories, convenience and protection products, and much more.



LONGITUDE

- Uconnect 5" DAB Radio with touchscreen, Bluetooth®, USB and Integrated Voice Command
- Audio jack input
- 6 Speakers
- Instrument cluster with 3.5" display
- ParkSense® rear park assist (sensors)
- Anti-lock 4-wheel disc brakes with brake stability control
- Electronic parking brake
- Electronic power steering
- Tyre pressure monitoring display
- Steering wheel audio controls
- Stop & Start
- Remote central locking
- Electronic stability control (ESC) with hill start assist, electronic roll mitigation, trailer sway damping and traction control
- Thatcham group category 1 alarm
- Enhanced accident response system (EARS)
- Dual zone climate control
- Cruise control
- 8-Way power adjustable front seats^ with 4-way powered lumbar adjustment
- Child seat anchor system-latch ready (ISOFIX)
- 7 Airbags: side airbags on front seats, front and rear curtain airbags, next generation front airbags, driver knee bolster airbag.
- Speed sensitive power locks
- Passenger in-seat cushion storage
- Front passenger fold flat seat
- Rear view auto dimming mirror with microphone
- Removable Ashtray and Cigar lighter
- Light sensitive automatic headlamps
- Rain sensitive windscreen wipers
- Cargo Net
- Power tailgate (remote operation and button in cargo area)
- Rear 60/40 folding, split, reclining seat with slide adjustment

^Power adjustable passenger seat is standard on Longitude models from Mar '16 production onwards. N.B. Longitude and Longitude+ models built before April '16 have a single disc remote CD player as standard.

- Leather wrapped steering wheel, satin chrome gear knob and ambient LED interior lighting (door handles, map pocket, cup holder, centre console)
- Front and rear floor mats
- Sliding sun visors with illuminated mirrors
- Chrome window and grille surrounds, exhaust tip and side roof rails.
- Front overhead map lamps, rear courtesy lamps, LED tail lamps and LED daytime running headlamps
- Body coloured shark fin antenna, exterior mirrors and door handles
- 17" Aluminium wheels with 225/60 R17 tyres
- Tyre service kit
- 12V Cargo and auxiliary power outlet
- Jeep cargo management system, cargo tie down loops
- Parcel shelf cover
- Active Drive I 4x4 (4WD Manual and Auto models only)

Additional Trim on Longitude Automatic (Standard)

- Leather wrapped gear knob
- Dual integrated exhaust tips
- 9 Speed automatic transmission

LONGITUDE+

Includes all Longitude features and adds or replaces with:

- Uconnect 8.4" DAB Radio with touchscreen, Bluetooth®, USB, Satellite Navigation and Integrated Voice Command
- Alpine® sounds system with 9 Amplified speakers subwoofer

WHEEL

- 17" aluminium wheels
- 18" aluminium wheels (optional)



LIMITED

Includes all Longitude+ features and adds or replaces with:

- Premium instrument cluster with 7" colour TFT display
- Remote USB Port
- Personal memory settings for radio, driver seat, mirrors and heating/ventilation/climate control
- Park assist: ParkSense® front and rear park assist (sensors) with rear 'Stop' function; power, multi functional foldaway mirrors.
- ParkView® rear back-up camera
- Keyless Enter'N Go™
- Premium Nappa leather trimmed bucket seats and premium interior accents
- Ventilated and heated front seats
- Exterior mirrors with memory
- Deep tinted sunscreen glass (privacy glass)
- High Intensity Discharge (HID) Bi-Xenon headlamps
- Automatic headlamp levelling system
- Headlamp washers
- 18" polished aluminium wheels with 225/55 R18 tyres
- Active Drive I 4x4 (4WD Manual and Auto models only)
- Active Drive II 4x4 with 2 speed PTU (low range 2:72:1) (available on 4WD Auto only)

WHEEL

- 18" aluminium wheels



OVERLAND

Includes all Limited features and adds or replaces with:

- Body colour front and rear fascias, wheel arches, lower cladding and door sills
- CommandView® dual-pane sunroof
- Leather wrapped heated steering wheel with wooden insert
- Nappa Leather seats with unique Overland logo
- Premium Berber floor mats
- Door sill guards with Jeep® logo and Overland trim interior accents

WHEEL

- 18" aluminium wheels



TRAILHAWK

Includes all Longitude+ features and adds or replaces with:

- Keyless Enter'N Go™
- Hill descent control
- Selec-Speed® control
- Jeep Active Drive Lock
- Off-road suspension
- Full size spare tyre with steel wheel
- Protection Plates (Underbody, Transmission, Fuel Tank & Front Suspension)
- Deep tinted sunscreen glass
- Dark Grey Metallic exterior mirrors
- Accent colour grille surrounds
- Rear fascia skid plate applique
- Accent colour roof rails
- Red interior stitching accents
- All-season floor mats
- Power multifunction fold away mirrors
- Trailhawk logo, console netting
- 17" aluminium wheels with 245/65R17 all-season tyres
- USB remote port
- Instrument Cluster with 7" TFT colour display
- Nappa Leather Interior trim (Morocco with red stitching)
- 9 Speed automatic transmission with 2 speed power takeoff (low gear range)
- High intensity discharge headlamps (HID bi-xenon) with headlamp washer
- Ventilated and heated front seats

*Requires adaptor

N.B. Limited and Trailhawk models built before April '16 have a Wireless Charging Pad as standard. Vehicles built before March '16 do not have a Powered passenger seat as Standard. Please consult your local Dealer.

- ParkSense® front/rear park assist with rear stop
- 3.2 V6 Petrol engine
- Black bonnet decal
- Black window surrounds
- Off road wheel flares
- Rear Power Outlet*

WHEEL

- 17" aluminium wheels





Bright White



Brilliant Black



Billet Silver



Granite Crystal



Deep Cherry Red



Rhino Grey



Light Brown Stone

LONGITUDE / LONGITUDE+



Morocco
Black Cloth

LIMITED



Morocco
Black Nappa
Leather



Vesuvio
Jeep Brown / Indigo
Blue Nappa Leather



New Nepal
Light Frost Beige
Nappa Leather

OVERLAND



Black Nappa Leather
with Overland stitching



Pearl Nappa Leather
with Overland stitching

TRAILHAWK



Morocco
Black Nappa Leather
with Red accent stitching

Colours, trim & option combinations are subject to availability

Non-black interiors have limited availability and may require a factory order.

EQUIPMENT

	LONGITUDE		LONGITUDE+		LIMITED			OVERLAND		TRAILHAWK
	MANUAL	AUTO	MANUAL	AUTO	MANUAL	AUTO	AUTO Active Drive II	AUTO	AUTO Active Drive II	AUTO Active Drive Lock
SAFETY & SECURITY										
Brake Stability Control	*	*	*	*	*	*	*	*	*	*
Hill Start Assist	*	*	*	*	*	*	*	*	*	*
Traction Control	*	*	*	*	*	*	*	*	*	*
Electronic Roll Mitigation	*	*	*	*	*	*	*	*	*	*
Trailer Sway Damping	*	*	*	*	*	*	*	*	*	*
Anti Lock 4 Wheels Disc Brake ABS	*	*	*	*	*	*	*	*	*	*
Next Generation Front Airbags	*	*	*	*	*	*	*	*	*	*
Child Seat Anchor System-Latch Ready (ISOFIX)	*	*	*	*	*	*	*	*	*	*
Driver Inflatable Knee Bolster Airbag	*	*	*	*	*	*	*	*	*	*
Front Seat Side Airbags	*	*	*	*	*	*	*	*	*	*
Side Curtain Front and Rear Airbags	*	*	*	*	*	*	*	*	*	*
Electronic Steering Column Shaft Lock	*	*	*	*	*	*	*	*	*	*
Remote Central Locking ("Keyless Entry")	*	*	*	*	-	-	-	-	-	-
Keyless Enter'N Go™	-	-	-	-	*	*	*	*	*	*
Rain Sensitive Windscreen Wipers	*	*	*	*	*	*	*	*	*	*
Speed Sensitive Power Locks	*	*	*	*	*	*	*	*	*	*
Light Sensitive Automatic Headlamps	*	*	*	*	*	*	*	*	*	*
Emergency Accident Response System (EARS)	*	*	*	*	*	*	*	*	*	*
Cruise Control (not available with 'Adaptive cruise control')	*	*	*	*	*	*	*	*	*	*
Thatcham Group category 1 alarm	*	*	*	*	*	*	*	*	*	*
Tyre Pressure Monitoring Display	*	*	*	*	*	*	*	*	*	*
DRIVING/MECHANICAL										
6 Speed Manual Transmission	*	-	*	-	*	-	-	-	-	-
9 Speed Automatic Transmission	-	*	-	*	-	*	*	*	*	*
Front Wheel Drive	*	-	*	-	*	-	-	-	-	-
Jeep Active Drive I (4WD only)	*	*	*	*	*	*	-	*	-	-
Jeep Active Drive II (4WD Limited Auto only)	-	-	-	-	-	-	*	-	*	-
Jeep Active Drive Lock (Trailhawk only)	-	-	-	-	-	-	-	-	-	*
Electric Power Steering	*	*	*	*	*	*	*	*	*	*
2 Speed PTU - 'Low Range'	-	-	-	-	-	-	*	-	*	*
Selec-Terrain® (4WD only)	*	*	*	*	*	*	*	*	*	*
Hill-Descent Control	-	-	-	-	-	-	*	-	*	*
Stop/Start System	*	*	*	*	*	*	*	*	*	*
Electronic Park Brake	*	*	*	*	*	*	*	*	*	*
Tyre Service Kit (not available with full size spare wheel)	*	*	*	*	*	*	*	*	*	-
Electronic Park Brake	*	*	*	*	*	*	*	*	*	*
Selec-Speed® control	-	-	-	-	-	-	-	-	-	*
Off Road Suspension	-	-	-	-	-	-	-	-	-	*
Protection Plates (Underbody, Transmission, Fuel Tank & Front Suspension)	-	-	-	-	-	-	-	-	-	*

* = Standard 0 = Optional - = Not available P = Optional (within a pack)

EQUIPMENT

	LONGITUDE		LONGITUDE+		LIMITED			OVERLAND		TRAILHAWK
	MANUAL	AUTO	MANUAL	AUTO	MANUAL	AUTO	AUTO Active Drive II	AUTO	AUTO Active Drive II	AUTO Active Drive Lock
EXTERIOR										
Deep Tinted Sunscreen glass	-	-	-	-	*	*	*	*	*	*
LED Taillamps and LED Daytime Running Headlamps	*	*	*	*	*	*	*	*	*	*
High Intensity Discharge Headlamps (HID bi-xenon) with headlamp washer	P	P	P	P	*	*	*	*	*	*
Fog and Cornering Lamps	*	*	*	*	*	*	*	-	-	*
Accent Colour Exterior Mirrors	-	-	-	-	-	-	-	-	-	*
Accent Colour Grille Surrounds	-	-	-	-	-	-	-	-	-	*
Black Window Surrounds	-	-	-	-	-	-	-	*	*	*
Black Headlamp Bezels	*	*	*	*	*	*	*	*	*	*
Chrome Window Surrounds	*	*	*	*	*	*	*	*	*	-
Chrome Grille Surrounds	*	*	*	*	*	*	*	*	*	-
Chrome Side Roof Rails	*	*	*	*	*	*	*	*	*	-
Chrome Exhaust Tip	*	*	*	*	*	*	*	*	*	-
Dual Integrated Exhaust Tips (Auto Only)	-	*	-	*	-	*	*	*	*	*
Body colour front/rear fascias, wheel arches lower cladding and door sills	-	-	-	-	-	-	-	*	*	-
Off Road Wheel Flares	-	-	-	-	-	-	-	-	-	*
Rear Fascia Skid Plate Applique	-	-	-	-	-	-	-	-	-	*
Accent Colour Roof Rails	-	-	-	-	-	-	-	-	-	*
Black Bonnet Decal	-	-	-	-	-	-	-	-	-	*
Bodycolour Shark Fin Antenna	*	*	*	*	*	*	*	*	*	*
17" Aluminium Wheels with 225/60R17 Tyres	*	*	*	*	-	-	-	-	-	-
18" Aluminium Wheels with 225/55R18 Tyres	0	0	0	0	*	*	*	*	*	-
17" Aluminium Wheels with 245/65R17 Tyres	-	-	-	-	-	-	-	-	-	*
Full size spare Tyre (steel wheel)	0	0	0	0	0	0	0	0	0	*
Power Locking Fuel Filler Door	*	*	*	*	*	*	*	*	*	*
INTERIOR										
Rear 60/40 Folding Split Reclining Seat with Slide Adjustment	*	*	*	*	*	*	*	*	*	*
Front Passenger Fold Flat Seat	*	*	*	*	*	*	*	*	*	*
Red interior stitching accents	-	-	-	-	-	-	-	-	-	*
Cargo Net	*	*	*	*	*	*	*	*	*	*
Cargo Tie Down Loops	*	*	*	*	*	*	*	*	*	*
Front and Rear Floor Mats (not available with "All Season Floor Mats")	*	*	*	*	*	*	*	-	-	-
'Berber' Floor Mats (not available with "All Season Floor Mats")	-	-	-	-	-	-	-	*	*	-
Jeep Cargo Management System	*	*	*	*	*	*	*	*	*	*
Tonneau Parcel Shelf	*	*	*	*	*	*	*	*	*	*
Rear Seat Armrest with Cupholder	*	*	*	*	*	*	*	*	*	*
Leather Wrapped Automatic Gear Knob	-	*	-	*	-	*	*	*	*	*
Passenger in-Seat Cushion Storage	*	*	*	*	-	-	-	-	-	-
Satin Chrome Manual Gear Knob	*	-	*	-	*	-	-	*	*	-
Illuminated Front Cupholders	*	*	*	*	*	*	*	*	*	*
Rear View Autodimming Mirror with Microphone	*	*	*	*	*	*	*	*	*	*
Sliding Sun Visors with Illuminated Mirrors	*	*	*	*	*	*	*	*	*	*
Automatic Air Conditioning Dual Zone with Humidity Sensor	*	*	*	*	*	*	*	*	*	*
CommandView® dual-pane sunroof, power front, fixed rear	-	-	-	-	0	0	0	*	*	0

EQUIPMENT

INTERIOR (CONT)	LONGITUDE		LONGITUDE+		LIMITED		OVERLAND		TRAILHAWK	
	MANUAL	AUTO	MANUAL	AUTO	MANUAL	AUTO	AUTO	AUTO	AUTO	AUTO
One Touch Front Power Windows	*	*	*	*	*	*	*	*	*	*
Ventilated & Heated Front Seats	-	-	-	-	*	*	*	*	*	*
Front seat 8-way power adjust with 4-way power lumbar adjust (Powered passenger seat from Mar'16 production, in lieu of manual seat)	*	*	*	*	*	*	*	*	*	*
Power Tailgate	*	*	*	*	*	*	*	*	*	*
Front Overhead Map Lamps	*	*	*	*	*	*	*	*	*	*
Rear Courtesy Lamps	*	*	*	*	*	*	*	*	*	*
Ambient LED Interior Lighting (Door Handles, Map Pocket, Centre Console)	*	*	*	*	*	*	*	*	*	*
Cargo Compartment Lamp	*	*	*	*	*	*	*	*	*	*
Leather Wrapped Steering Wheel	*	*	*	*	*	*	-	-	*	*
Leather wrapped heated, steering wheel with wooden insert	-	-	-	-	-	-	*	*	-	-
Tilt/Telescope Steering Column	*	*	*	*	*	*	*	*	*	*
Front and Rear Climate Control Outlets	*	*	*	*	*	*	*	*	*	*
Limited Trim Interior Accents	-	-	-	-	*	*	*	-	-	-
Overland Interior accents (silver anodised bezels and door inserts) and Jeep® logo door sill guards	-	-	-	-	-	-	*	*	-	-
All-Season Floor Mats	P	P	P	P	P	P	P	P	P	*
Removable Ashtray	*	*	*	*	*	*	*	*	*	*
Cigar Lighter	*	*	*	*	*	*	*	*	*	*
Console Netting	-	-	-	-	-	-	-	-	*	*
Premium Cloth	*	*	*	*	-	-	-	-	-	-
Nappa Leather	-	-	-	-	*	*	*	-	-	*
Nappa Leather upholstery with Overland Logo front seat stitching	-	-	-	-	-	-	-	*	*	-

TECHNOLOGY	MANUAL	AUTO	MANUAL	AUTO	MANUAL	AUTO	AUTO	AUTO	AUTO	AUTO
12V Auxiliary Power Outlet (front)	*	*	*	*	*	*	*	*	*	*
Vehicle Information Centre	*	*	*	*	*	*	*	*	*	*
6 Speakers	*	*	-	-	-	-	-	-	-	-
Uconnect 5" DAB Radio with touchscreen, Bluetooth®, USB and Integrated Voice Command	*	*	-	-	-	-	-	-	-	-
9 Amplified Speakers with Subwoofer - Alpine ^{△△}	0	0	*	*	*	*	*	*	*	*
Uconnect 8.4" DAB Radio with touchscreen, Bluetooth®, USB, Satellite Navigation and Integrated Voice Command ^{△△△}	0	0	*	*	*	*	*	*	*	*
Uconnect Voice Command with Bluetooth	*	*	*	*	*	*	*	*	*	*
Audio Jack Input	*	*	*	*	*	*	*	*	*	*
Remote SD Card Slot	*	*	*	*	*	*	*	*	*	*
USB Charging Port in Media Centre (Longitude Only)	*	*	*	*	-	-	-	-	-	-
USB Port in Media Centre	*	*	*	*	*	*	*	*	*	*
USB Remote Port (8.4 Uconnect Radio Only)	-	-	-	-	*	*	*	*	*	*
Steering Wheel Mounted Audio Controls	*	*	*	*	*	*	*	*	*	*
Premium Instrument Cluster with 7" TFT Colour Display	-	-	-	-	*	*	*	*	*	*
Instrument Cluster with 3.5" Display	*	*	*	*	-	-	-	-	-	-
12V Auxiliary Power Outlet	*	*	*	*	*	*	*	*	*	*
12V Cargo Power Outlet	*	*	*	*	*	*	*	*	*	*
Parkview® Rear Back Up Camera	-	-	-	-	*	*	*	*	*	P
Parksense® Rear Park Assist	*	*	*	*	-	-	-	-	-	-
Parksense® Front/Rear Park Assist with Rear Stop	P	P	P	P	*	*	*	*	*	*

PACKS

TECHNOLOGY GROUP (AUTOMATIC, OVERLAND AND TRAILHAWK VERSIONS ONLY)	LONGITUDE		LONGITUDE+		LIMITED		OVERLAND		TRAILHAWK	
	MANUAL	AUTO	MANUAL	AUTO	MANUAL	AUTO	AUTO	AUTO	AUTO	AUTO
Advanced Brake Assist	-	-	-	-	-	P	P	P	P	P
Power Multi-Functional Fold Away Mirrors	-	-	-	-	*	*	*	*	*	*
LaneSense®, Lane Departure Warning Plus	-	-	-	-	-	P	P	P	P	P
Smartbeam Headlamps	-	-	-	-	-	P	P	P	P	P
Forward Collision Warning with Crash Mitigation (with low speed stop)	-	-	-	-	-	P	P	P	P	P
Adaptive Cruise Control with Stop & Go*	-	-	-	-	-	P	P	P	P	P
Parkview® Rear Back Up Camera	-	-	-	-	*	*	*	*	*	P
Blind Spot and Cross Path Detection	-	-	-	-	-	P	P	P	P	P
Parallel & Perpendicular Park Assist	-	-	-	-	-	P	P	P	P	P

* Not available with cruise control

PARK ASSIST GROUP ^	LONGITUDE		LONGITUDE+		LIMITED		OVERLAND		TRAILHAWK	
	MANUAL	AUTO	MANUAL	AUTO	MANUAL	AUTO	AUTO	AUTO	AUTO	AUTO
Power Multifunction Fold Away Mirrors	P	P	P	P	*	*	*	*	*	*
Power Folding Mirrors	P	P	P	P	*	*	*	*	*	*
Parksense® Front/Rear Assist with Rear Stop	P	P	P	P	*	*	*	*	*	*

SAFETY & SECURITY GROUP	MANUAL	AUTO	MANUAL	AUTO	MANUAL	AUTO	AUTO	AUTO	AUTO	AUTO
High Intensity Discharge (HID) Bi-Xenon headlamps	P	P	P	P	*	*	*	*	*	*
Headlamp washer	P	P	P	P	*	*	*	*	*	*
Light sensitive automatic headlamps	*	*	*	*	*	*	*	*	*	*
Rain sensitive windscreen wipers	*	*	*	*	*	*	*	*	*	*

COLD WEATHER GROUP†**	MANUAL	AUTO	MANUAL	AUTO	MANUAL	AUTO	AUTO	AUTO	AUTO	AUTO
All-Season Floor Mats	P	P	P	P	P	P	P	-	-	*
Heated Steering Wheel	P	P	P	P	P	P	P	*	*	P
Jeep Rack Off Road Kit (includes gloves and tow straps)	-	-	-	-	-	-	-	-	-	P
Heated Front Seats	P	P	P	P	*	*	*	*	*	*

* = Standard 0 = Optional - = Not available P = Optional (within a pack)

† Not available on Front Wheel Drive vehicles

^ Not available with technology group

△△ Must have Uconnect 8.4" DAB Radio with Satellite Navigation

** Longitude & Longitude +: Cold Weather Group must have Safety & Security Group

△△△ Must have 9 amplified speakers with subwoofer

Longitude & Longitude + 4WD: Safety & Security Group must have Cold Weather Group

Jeep, the Jeep grille, Go Anywhere, Do Anything, Cherokee, Longitude, Longitude+, Limited, ParkSense, Active Drive I, Active Drive II, Active Drive Lock, Selec-Terrain, Sentry Key and Uconnect are registered trademarks and MultiJet II are trademarks of Fiat Chrysler Automobiles. Alpine and the Alpine logo are registered trademarks of Alpine Electronics, Inc. All rights reserved. Bluetooth is a registered trademark of Bluetooth SIG, Inc. Harman Kardon logo is a registered trademark of Harman International Industries, Inc.

© 2015 Fiat Chrysler Automobiles. All rights reserved.

IMPORTANT NOTES: Traversing water can cause damage that may not be covered by the new vehicle warranty. Always off-road responsibly in approved areas. Phone must support Bluetooth Phone Book Access Profile (PBAP). Advanced Front Air Bags: Children 12 years old and younger should always ride buckled up in a rear seat. Infants in rear-facing child restraints should never ride in the front seat of a vehicle with a passenger front air bag. All occupants should always wear their lap and shoulder belts properly.

Technical specifications and equipment are correct at time of going to print (12/15). Please refer to jeep.co.uk for latest versions. Trailhawk specification refers to 2016 model year.

TECHNICAL SPECIFICATION

2.0 140 FWD 2.0 140 4WD (Active Drive I) 2.2 185 Auto 4WD (Active Drive I) 2.2 200 Auto 4WD (Active Drive I) 2.2 200 Auto 4WD (Active Drive II) 3.2 270 Auto 4WD (Active Drive Lock)

ENGINES						
CONFIGURATION	4 CYLINDERS IN LINE	4 CYLINDERS IN LINE	4 CYLINDERS IN LINE	4 CYLINDERS IN LINE	4 CYLINDERS IN LINE	6 CYLINDERS IN A V
CUBIC CAPACITY (CC)	1956	1956	2184	2184	2184	3239
VALVES	16	16	16	16	16	24
BORE X STROKE (MM)	83 X 90.4	83 X 90.4	83.8 X 99.0	83.8 X 99.0	83.8 X 99.0	91 X 83
COMPRESSION RATIO	16.5:1	16.5:1	15.5:1	15.5:1	15.5:1	10.7:1
FUEL TYPE	DIESEL	DIESEL	DIESEL	DIESEL	DIESEL	PETROL
FUEL SYSTEM	MultiJet: direct injection 1,600 bar, variable geometry turbocharger and intercooler					Sequential, multi-port, electronic, returnless
MAX. POWER - KW (BHP) @ RPM	103 KW (138 bhp) @ 3750 Rpm	103 KW (138 bhp) @ 3750 Rpm	136 KW (182 bhp) @ 3500 Rpm	147 KW (197 bhp) @ 3500 Rpm	147 KW (197 bhp) @ 3500 Rpm	200 KW (268 bhp) @ 6500 Rpm
MAX. TORQUE - NM @ RPM	350 Nm @ 1500 Rpm	350 Nm @ 1500 Rpm	440 Nm @ 2500 Rpm	440 Nm @ 2500 Rpm	440 Nm @ 2500 Rpm	315 Nm @ 4300 Rpm
TRANSMISSION						
GEARBOX	6 SPEED MANUAL	6 SPEED MANUAL	9 SPEED AUTOMATIC	9 SPEED AUTOMATIC	9 SPEED AUTOMATIC	9 SPEED AUTOMATIC
SUSPENSION						
FRONT	McPherson strut, long travel coil springs, one-piece aluminium sub-frame, aluminium lower control arms, stabiliser bar					
REAR	Four link rear suspension with trailing arm, aluminium lateral links, isolated high-strength steel rear cradle, coil springs, and stabiliser bar					
STEERING						
TYPE	Electric Power rack and pinion					
OVERALL RATIO	15 : 1	15 : 1	15 : 1	15 : 1	15 : 1	15 : 3
STEERING TURNS (LOCK TO LOCK)	2.56	2.56	2.56	2.56	2.56	2.67
TURNING CIRCLE (KERB TO KERB IN METRES)	11	11.6	11.6	11.6	11.6	12.0
BRAKES						
FRONT (MM)	330 mm x 28 mm (ventilated front discs)					
REAR (MM)	278mm x 12mm (solid rear discs)					
DIMENSIONS						
HEIGHT - MAX. (MM)	1669	1670	1670	1670	1697	1722
LENGTH (MM)	4623	4624	4624	4624	4624	4626
WIDTH (MM)	1859	1859	1859	1859	1859	1904
WHEELBASE (MM)	2699	2700	2700	2700	2719	2719
TRACK FRONT / REAR (MM)	1586/1584	1586/1584	1586/1584	1586/1584	1599/1606	1619/1626

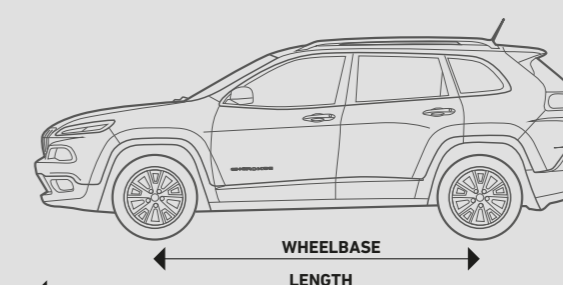
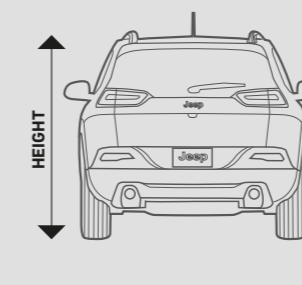
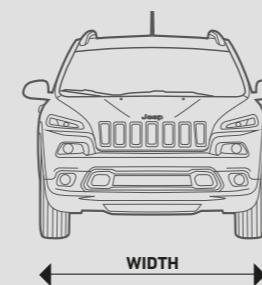
Fuel consumption and CO₂ figures are obtained for comparative purposes and are strictly generated in accordance with Testing Directive 93/116/EC; they are designed to maintain strict comparability and may not be representative of real-life driving conditions. Factors such as driving style, weather and road conditions may also have a significant effect on fuel consumption. For further information, please visit www.vca.gov.uk

TECHNICAL SPECIFICATION

2.0 140 FWD 2.0 140 4WD (Active Drive I) 2.2 185 Auto 4WD (Active Drive I) 2.2 200 Auto 4WD (Active Drive I) 2.2 200 Auto 4WD (Active Drive II) 3.2 270 Auto 4WD (Active Drive Lock)

4X4 CAPABILITY						
SYSTEM	FRONT-WHEEL DRIVE	ACTIVE DRIVE I	ACTIVE DRIVE I	ACTIVE DRIVE I	ACTIVE DRIVE II	ACTIVE DRIVE LOCK
RUNNING GROUND CLEARANCE	142	157	157	157	183	221
APPROACH/DEPARTURE/BREAKOVER ANGLE (DEGREES)	16.9/24.5/17.8	18.2/24/18.4	18.2/24/18.4	18.2/24/18.4	20/25.9/20.6	29.9/32.1/22.9
MAX WADING DEPTH (MM)	N/A	482	482	482	482	508
WEIGHTS & CAPACITIES						
KERB WEIGHT MAX. (KG)	1753	1872	1878	1878	1910	1961
GROSS VEHICLE WEIGHT (KG)	2291	2450	2495	2495	2495	2495
MAX. PAYLOAD (KG)*	538	604	617	617	585	534
MAX TOWING WEIGHT - BRAKED TRAILER (KG)	1800	1600	2495	2495	2495	2200
MAX TOWING WEIGHT - UNBRAKED TRAILER (KG)	450	450	450	450	450	450
FUEL TANK CAPACITY (LTR)	60	60	60	60	60	60
MAX CARGO VOLUME - SEATS UP (LTR) [ISO 3832]	714	714	714	714	714	714
MAX CARGO VOLUME - SEATS DOWN (LTR) [ISO 3832]	1267	1267	1267	1267	1267	1267
PERFORMANCE						
0-62 MPH (SECS)	10.9	12.0	8.8	8.5	8.7	8.4
MAX. SPEED (MPH)	116	117	127	127	126	112
FUEL CONSUMPTION						
COMBINED CYCLE MPG (L/100KM)	53.3 (5.3)	50.4 (5.6)	50.4 (5.6)	50.4 (5.6)	46.3 (6.1)	29.4 (9.6)
EXTRA URBAN CYCLE MPG (L/100KM)	61.4 (4.6)	57.6 (4.9)	57.6 (4.9)	57.6 (4.9)	53.3 (5.3)	36.7 (4.9)
URBAN CYCLE MPG (L/100KM)	44.1 (6.4)	41.5 (6.8)	40.4 (6.9)	40.4 (6.9)	37.7 (7.5)	22.2 (12.7)
EMISSIONS						
EU EMISSIONS STANDARD	EURO 6	EURO 6	EURO 6	EURO 6	EURO 6	EURO 6
CO ₂ (G/KM)	139	147	149	149	159	223
SERVICING						
SERVICE SCHEDULE	12 months/ 12,500 miles	12 months/ 12,500 miles	12 months/ 12,500 miles	12 months/ 12,500 miles	12 months/ 12,500 miles	12 months/ 7,500 miles

*Includes 75kg for driver measure
N.B. Technical specification (CO₂ and Fuel consumption) relates to vehicles built after April '16. Please consult your dealer for technical details relating to any Automatic versions built before this date.



Jeep®



The Jeep, Owners Group is the official club of the Jeep® brand - a place where Jeep, owners can meet the Jeep brand; have the chance to experience the pure passion for off road and immerse themselves in the Jeep, lifestyle. Join us! Visit: <https://ownersgroup.jeep.com/uk/en>

This brochure is a publication of FCA. All product illustrations and specifications are based upon current information at the time of publication approval. FCA reserve the right to make changes from time to time, without notice or obligation, in prices, specifications, colours, materials, and to change or discontinue models, which are considered necessary to the purpose of product improvement or for reasons of design and or marketing. Jeep, is a registered trademark of FCA US LLC.

Fuel consumption and CO₂ figures are obtained for comparative purposes and are strictly generated in accordance with Testing Directive 93/116/EC; they are designed to maintain strict comparability and may not be representative of real-life driving conditions. Factors such as driving style, weather and road conditions may also have a significant effect on fuel consumption. For further information, please visit www.vca.gov.uk