

GX

GX  
GX460

LEXUS  
EXPERIENCE AMAZING





Note: Vehicles pictured and specifications detailed in this catalog may vary from models and equipment available in your area. Please inquire at your local dealer for details on the availability of features.



Note: Vehicles pictured and specifications detailed in this catalog may vary from models and equipment available in your area. Please inquire at your local dealer for details on the availability of features.





Note: Vehicles pictured and specifications detailed in this catalog may vary from models and equipment available in your area. Please inquire at your local dealer for details on the availability of features.

LEXUS

INTELLIGENCE

SIX

1

CONCEPT



P12

2

DESIGN



P18

3

OFF-ROAD TECHNOLOGY



P22

4

PERFORMANCE



P26

5

FEATURES



P32

6

SAFETY



P40

CONCEPT



Conceived as a genuine 'Dual Concept' SUV, the GX fuses tough go-anywhere power and strength to tackle demanding off-road terrain, with Lexus elegance and premium comfort for refined urban driving.



» INTELLIGENCE









A dynamic expression of the Lexus L-finesse philosophy, the 'Dual Concept' characteristics of the GX create a highly capable and sophisticated SUV that is equally at home deep in the countryside as it is in the center of the city. Based on a sophisticated 'Body on Frame' platform, the body shell is built on an extremely strong chassis frame that handles the twisting forces of driving over rough terrain, and isolates the cabin for smooth and refined ride comfort, off-road and on-road. The powerful V8 engine combines outstanding torque for off-road driving with smooth on-road driving performance, together with excellent fuel economy.

The muscular exterior styling projects strength and precision, showing the contemporary Lexus

SUV family DNA in the distinctive spindle grille, compact 3-eye LED headlamps, and the LED rear combination lamps. In the cabin, the blend of power and elegance is expressed in the solid horizontal lines and soft materials. The focused driving position provides outstanding information and control for commanding off-road driving, together with relaxed on-road cruising. The 10.3-inch EMV (Electro Multi-Vision) touch display is positioned for excellent visibility and easy operation while driving. A Remote Touch Interface in the center console further enhances intuitive fingertip operation. Advanced safety technologies contribute to peace-of-mind wherever the inspiration to explore may take you.



DESIGN



The GX fuses the latest Lexus SUV design cues with off-road strength, combining a commanding presence and capabilities with spacious comfort and sophistication to present a unique face to the world.



» INTELLIGENCE





### EXTERIOR

Powerful and dynamic, the exterior flows from the distinctive Lexus spindle grille and sharp profile of the three-eye headlamps, into the tough sophistication of the sculptured panels and solid form of the side and rear.



### INTERIOR

Blending the strong horizontal lines of sculpted metal with the softness of the seating and trim materials creates a cabin space that fuses strength with elegance, functionality with pleasure.



OFF-ROAD TECHNOLOGY



In demanding off-road conditions the GX reveals its authentic SUV character, with advanced technologies to inform and assist driver operation, integrated drive systems to help tackle demanding terrain, and the strength and peace of mind to make every adventure memorable.




» INTELLIGENCE





**Multi-terrain Select**

To enhance off-road performance to suit the terrain and conditions, Multi-terrain Select adjusts multiple vehicle systems to optimize driving characteristics for different road conditions: Mud & Sand for soft slippery uphill; Loose Rock for shifting rock surfaces or slippery uphill; Mogul for very bumpy, mogul-like roads; Rock & Dirt for very bumpy roads with moguls or rocky roads; and Rock for very bumpy and rocky roads. When Crawl Control is engaged, Auto Mode automatically optimizes the A-TRC (Active Traction Control System) control when the accelerator is depressed deep for forceful driving power.



**Multi-terrain Monitor**

When driving at low speeds, four cameras strategically positioned in the front, sides and rear relay images to the Multi-terrain Monitor, providing a near 360° view of the area around the vehicle during on-road mode. In addition, in off-road mode with the transfer in L4, it provides a transparent underfloor view showing a composite of recorded and current images, to help the driver in off-road environments such as forest roads and rocky terrains to spot moguls and rocks that would otherwise be obscured from view. When the vehicle is stuck, the driver can toggle between close-up views of the front and rear wheels, to show obstacles around the tires. During off-road driving, a tilt gauge shows the angle the vehicle is tilted, and the front view rotation display rotates the view to help the driver intuitively grasp the road conditions ahead.



**Crawl Control**

Crawl Control intelligently controls engine output and hydraulic braking pressure at very low speeds, allowing the driver to concentrate on steering. It minimizes wheelspin and wheel lock-up by independently controlling each of the four wheels for excellent stability and control on slippery terrain, gravel or mogul covered roads, and steep gradients. It also reduces the load on the drivetrain and potential body damage.



**AVS (Adaptive Variable Suspension system)**

AVS optimally controls the damping force of the shock absorbers on all four wheels in response to driver input and road surface conditions, contributing to the excellent ride comfort and handling.

**Full-time 4WD system**

The full-time 4WD system features a transfer switch for changing between low-range and high-range drive. The switch for controlling the system is integrated into the instrument panel, and features dial-type functionality to enhance intuitive operation. The center differential uses a Torsen LSD (Limited Slip Differential) that instantaneously optimizes the front-to-rear distribution of torque in response to driving conditions. The center differential can be locked by switch operation.

**KDSS (Kinetic Dynamic Suspension System)**

KDSS connects and controls the front and rear stabilizers in response to the terrain, contributing to excellent on-road ride comfort and off-road driving control. On the road, KDSS suppresses body roll, to enhance stability, control and ride comfort while cornering. Off-road, KDSS helps maintain tire contact with the ground while driving over rocks and demanding terrain, providing outstanding traction for excellent rough-terrain driving and control, contributing to a secure and stable ride.



Note: Vehicles pictured and specifications detailed in this catalog may vary from models and equipment available in your area. Please inquire at your local dealer for details on the availability of features.




**PERFORMANCE**



A robust 'Body on Frame' chassis, refined suspension, and powerful V8 engine deliver dynamic on-road and off-road performance with the smooth ride, poised handling and refined control that are Lexus hallmarks.

» INTELLIGENCE





**4.6-liter V8 engine (1UR-FE)**

The advanced 4.6-liter V8 engine was developed as an 'Intelligent athlete engine' to provide both excellent power and environmental performance, with an aluminum die cast cylinder block that significantly reduces weight, high-efficiency intake and exhaust ports, and multi-hole direct injectors. Dual VVT-i, low friction technology, a cooled-EGR system and ACIS contribute to the exceptional performance and fuel efficiency.\*



**Front and rear suspension**

The lower control arms, coil springs and absorbers on the double-wishbone front suspension and upper control arm bushings on the 4-link type rear suspension with lateral rod were optimized to provide excellent handling stability and ride comfort. An appropriate amount of wheel articulation on both the front and rear suspension contributes to excellent capabilities and ride comfort over rough terrain.

**Chassis**

The 'Body on Frame' chassis was developed to provide exceptional driving performance, off-road and on-road. Made with high-tensile steel, the chassis is exceptionally rigid and strong, for outstanding resistance to twisting forces on demanding terrain. Extensive field testing drove the development of innovative off-road features such as a crossmember under the vehicle to stop the bumpers and underbody 'bottoming out' on steep gradients or in severe terrain, with an angled profile that slides over obstacles rather than getting caught on them.



**Rear air suspension**

The electronically-controlled rear air suspension enables adjustment of the vehicle height to provide excellent stability and a smooth ride, with easy switching between High, Normal and Low Modes. To help driving stability, speed-sensing control automatically returns the vehicle to the normal height when it reaches a certain speed. An auto-leveling function maintains a constant vehicle height, regardless of the number of occupants and amount of cargo carried.



\* VVT-i: Variable Valve Timing-intelligent. EGR: Exhaust Gas Recirculation. ACIS: Acoustic Control Induction System.

Note: Vehicles pictured and specifications detailed in this catalog may vary from models and equipment available in your area. Please inquire at your local dealer for details on the availability of features.



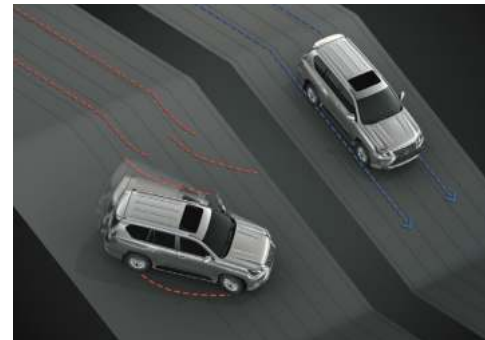
Off-road specifications

1. Maximum safe angle	40 degrees	4. Departure angle	24 degrees
2. Approach angle	21.5 degrees	5. Ground clearance	215mm
3. Ramp breakover angle	21 degrees	6. Fording depth	700mm



Hill-start Assist Control

When starting off on a slope, Hill-start Assist Control automatically maintains brake pressure to help prevent the vehicle from slipping backwards. It works both on-road and off-road to help reduce driver fatigue.





Downhill Assist Control

When driving down steep inclines, Downhill Assist Control automatically controls braking on all four wheels, helping to negotiate slippery descents safely.

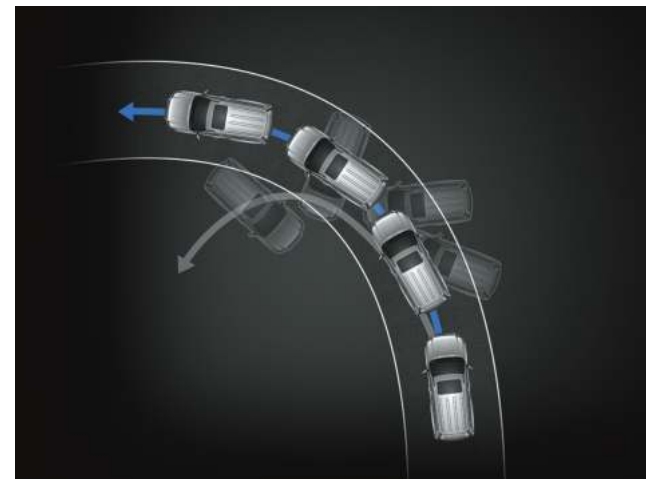
Trailer Sway Control

When towing a trailer, the system detects trailer sway triggered by the wind, bumpy roads, or steering operation, and helps to suppress it by controlling braking and engine output.



A-TRC (Active Traction Control System)

A-TRC helps enhance the ability to grip the road, especially when starting off or accelerating on uneven or slippery surfaces. Corrective measures are applied the moment the risk of wheelspin is detected, to help maintain traction.




VSC (Vehicle Stability Control)

VSC helps prevent the loss of vehicle control, particularly when cornering quickly or at the onset of a skid. Selective application of the brakes and/or reducing power helps to enhance stability and reduce vehicle speed.

Multi-terrain ABS with EBD

The Multi-terrain ABS (Anti-lock Brake System) senses driving conditions on dirt or sand, and optimizes ABS control for excellent stopping performance on different road surfaces. EBD (Electronic Brake force Distribution) helps to optimize the application of braking force to each wheel.





**FEATURES**



Both on-road and off-road, the sophisticated Lexus features will enhance your delight in every drive, with thoughtful touches of hospitality, advanced ergonomics for easy operation, and practical functionality that anticipates your needs wherever you plan to roam.



» INTELLIGENCE





### 3-eye Bi-Beam LED headlamps

The compact 3-eye Bi-Beam LED headlamps combine a stylish distinctive design with exceptional light distribution. Satin plated extensions accentuate the sharp, slim profile. The large Lexus signature L-shaped LED DRL (Daytime Running Lamps) set below the headlamps feature a texture on the inner lens that enhances uniform illumination. The all-LED light sources help reduce power consumption to enhance fuel efficiency.



### LED rear combination lamps

12 LEDs provide light for the tail and stop lamp on each side, illuminating quickly for fast, clear signaling of the driver's intentions. The rear turn signal lamps feature a clear center and smoked outer lens to provide focused illumination when activated.



### Moonroof/roof rails

The one-touch open/close tilt and sliding moonroof with jam protection system brings light, fresh air and a feeling of openness into the cabin. A low-speed motor for opening and closing the moonroof contributes to the quiet cabin. The low profile roof rails are directly attached to the roof and finished with a metallic texture to give an integrated look. They make it easy to attach roof racks for carrying sports and extra gear.



### Back door glass hatch

The glass hatch provides easy access to the luggage space without needing to open the back door, for convenient loading and unloading of smaller items.



### Side steps

An example of Lexus hospitality is the thoughtful foot area illumination integrated into the side steps to welcome and guide you to the GX, illuminating the step and the ground below to assist easy entry and exit at night.



**Meter/multi-information display**

The simplicity and elegance of the black-based meter design accentuates the stylish Optitron meters and silver meter rings, and contributes to the excellent visibility of key information. A 4.2-inch color TFT (Thin Film Transistor) multi-information display integrated between the meters provides a wide range of vehicle information including average fuel consumption and drive time, Eco Driving Indicator, steering angle indicator, and tire pressure monitor. The selection of the information displayed is controlled using switches on the steering wheel.



**Steering wheel control switches**

The GX shares its refined 3-spoke style steering wheel design with the Lexus SUV family, harmonizing with the instrument panel and cabin decor. Integrated switches enable easy control of frequently used functions including the audio system, multi-information display, mobile phone and cruise control, allowing quick operation without taking your hands off the steering wheel.



**Position memory switches**

The driver's seat, steering wheel and door mirror position settings for two people can be saved in memory, and set with one touch of the selected switch.



**EMV touch display**

Further evolving the Human Machine Interface, the 10.3-inch EMV touch display enables the driver and front seat passenger to intuitively control various systems by directly touching the screen like a smartphone. It also supports easy integration and control of smartphone functionality using Apple CarPlay and Android Auto.



**Remote Touch Interface**

An interface designed for simple, smartphone-style operation lets users interact intuitively with the navigation and audio systems on the EMV touch display. Integrated into the center console, it provides easy control of the systems without disturbing the driving posture and line of sight.



**Mark Levinson audio system**


The Mark Levinson Premium Surround Sound System features a 330-watt amplifier driving 17 speakers, configured to provide an expansive soundscape for an exceptional audio experience in every seat. The system also incorporates Clari-Fi technology which analyzes compressed digital music sources in real time and intelligently restores the high fidelity no matter what the music source, creating rich low-range tones and beautiful mid- to high-range tones for the enjoyment of occupants in every seat.

**USB ports/mini-jack/power outlets**

2 USB ports and a mini-jack in the center console box plus 2 USB ports in the rear of the center console box support plug-and-play use of digital devices. Conveniently positioned power outlets in the center console box (DC-12V) and on the side of the luggage space (AC-220V) enable charging of various devices and powering electric and outdoor equipment.



USB ports/mini-jack/  
power outlet  
(Center console box)



USB charging ports  
(Rear of the center  
console box)



Power outlet  
(Luggage space)

Note: Vehicles pictured and specifications detailed in this catalog may vary from models and equipment available in your area. Please inquire at your local dealer for details on the availability of features.



**Air conditioning system**

The auto air conditioning system features triple-zone independent temperature controls which enable the driver, front seat passenger and rear seat passengers to independently control their climate zone. Separate air conditioning compressor units in the front and rear quickly warm or cool the interior as required. Further comfort is provided by Ventilated Seats with heating for the front seats, heated outboard second row seats, and a Heated steering wheel. An Automatic Recirculation System measures outside air pollutant levels and automatically recycles interior air if concentrations rise above a defined limit. In addition, a pollen removal mode activates air recirculation to remove airborne allergens.



**Cool box**

A convenient cool box integrated in the center console box keeps drinks cool even when the air conditioning is switched off.



**Luggage space**

Changing configurations of the seven seats in three rows and ample luggage space supports an active outdoor lifestyle. The power third row seats fold fully flat to create extra space for bulky items, with ample room for four sets of golf clubs or four large suitcases, secured by luggage hooks and concealed by a retractable tonneau cover. The 40/20/40 split second row seats fold fully flat to create even more luggage space, or recline to enhance occupant comfort. The active rear air suspension automatically optimizes vehicle height when carrying a heavy load.



**Tonneau cover**

The tonneau cover for the luggage space conceals your luggage from outside the vehicle. An integrated handle makes it easy to open and close the cover.

Note: Vehicles pictured and specifications detailed in this catalog may vary from models and equipment available in your area. Please inquire at your local dealer for details on the availability of features.

**SAFETY**



Supporting off-road and on-road driving pleasure, advanced active safety systems help contribute to driver control, and passive occupant protection measures support peace of mind.



» INTELLIGENCE





## LEXUS SAFETY SYSTEM +

### Pre-Collision System

When the millimeter-wave radar and monocular camera sensors detect a collision with a vehicle or pedestrian\*<sup>1</sup> ahead is likely, it alerts the driver and activates pre-collision brake assist when the driver depresses the brake pedal. If the driver cannot depress the brake pedal, it activates pre-collision braking.



### LDA (Lane Departure Alert)

LDA alerts the driver with a sensory alert using steering wheel vibration or a buzzer, and on the multi-information display if the system judges the vehicle is about to cross the lane markings without using the turn signals.

### AHB (Automatic High Beam)

AHB helps safe driving at night by instantly switching from high to low beam when the lights of an oncoming vehicle, or the tail lights of a vehicle in front, are detected.

### Dynamic Radar Cruise Control

In addition to maintaining a constant speed, Dynamic Radar Cruise Control uses the millimeter-wave radar and monocular camera sensors to detect a vehicle driving ahead and maintain an appropriate distance between vehicles.



### Blind Spot Monitor System

When the quasi-millimeter-wave radars in the rear bumper detect vehicles in adjacent lanes that aren't visible in the door mirrors, the system activates a warning indicator in the relevant door mirror the moment a vehicle enters this blind spot.



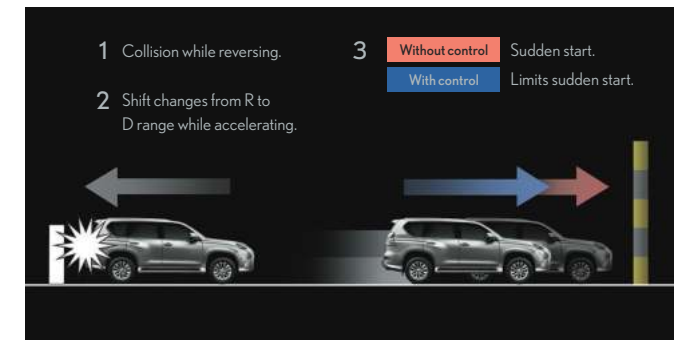
### RCTA (Rear Cross Traffic Alert)

To assist safe reversing, RCTA uses quasi-millimeter-wave radars in the rear bumper to detect approaching vehicles in difficult-to-see areas behind the vehicle. When an approaching vehicle is detected, RCTA alerts the driver using a buzzer and indicator in the relevant door mirror.



### Panoramic View Monitor

To help check areas surrounding the vehicle that are difficult to see from the driver's seat, the system shows a bird's-eye view of the vehicle in real time on the 10.3-inch EMV touch display, using a composite image taken by cameras mounted on the front, sides, and rear of the vehicle.\*<sup>2</sup>



### Drive-start Control

If an abnormal shift change from R to D, D to R, N to R, P to D, or P to R range is detected while accelerating, a warning is displayed in the multi-information display and power output is reduced to limit acceleration, helping to avoid a collision.

### SRS airbags

To help reduce the impact to occupants in a collision, the GX is equipped with ten SRS airbags; SRS airbags, SRS knee airbags and SRS side airbags for the front seats, SRS side airbags for the outboard second row seats, and SRS curtain shield airbags for the door and quarter windows.\*<sup>3</sup>



\*<sup>1</sup> Pedestrian detection is not available in some markets. Please inquire at your local dealer for details.

\*<sup>2</sup> The area the cameras can show is limited. Be sure to visually check your surroundings before you proceed.

\*<sup>3</sup> The SRS airbags are supplemental devices to be used with the seatbelts. The driver and all passengers in the vehicle must wear their seatbelts properly at all times. Never install a rear-facing CRS (Child Restraint System) on the front passenger's seat. For a forward-facing CRS, it is recommended you use it in the rear seats. Please do not use accessories for the seats which cover the parts where the SRS side airbags should inflate. Such accessories may prevent the SRS side airbags from activating correctly, causing serious injury (Lexus genuine seat covers are specifically designed for models equipped with the SRS side airbags. To find out about availability in your area, please inquire at your local dealer). The photo shows all the SRS airbags activated for display purposes only (the SRS side and curtain shield airbags only inflate on the side of the collision in an actual accident). For details on these and other important safety features, be sure to read the Owner's Manual carefully.

Note: The systems functions may not operate properly depending on the weather, road and vehicle conditions or other factors. Be sure to read the Owner's Manual carefully. Do not overly rely on these systems, as there is a limit to the performance they can provide. The driver is always responsible for paying attention to the vehicle's surroundings and driving safely. Images showing the systems, detection area of the camera and radar/sensors are for explanatory purposes only.

Vehicles pictured and specifications detailed in this catalog may vary from models and equipment available in your area. Please inquire at your local dealer for details on the availability of features.

EXTERIOR & INTERIOR  
COLORS

*Elegant and muscular, a contemporary palette of exterior colors projects a powerful and distinctive SUV image, complemented by sophisticated interior colors and trim combinations for refined driving pleasure, both off-road and on-road.*



White Pearl Crystal Shine <077>



Mercury Gray Mica <1H9>



Graphite Black Glass Flake <223>



Garnet Red Mica <3S0>



Sonic Titanium <1J7>



Black <202>



Terrane Khaki Mica Metallic <6X4>



Deep Blue Mica <8X5>



18-inch aluminum wheels  
(High-brightness coating)



18-inch aluminum wheels  
(Dark Gray Metallic)

Note: Vehicles pictured and specifications detailed in this catalog may vary from models and equipment available in your area. Please inquire at your local dealer for details on the availability of features.

<SEMI-ANILINE LEATHER>



Ecu



Dark Rose



Sepia



Black



<SYNTHETIC LEATHER>



Ecu



Dark Rose




Sepia



Black

<SEMI-ANILINE LEATHER>




Ecu

Sepia

Dark Rose

Black

<SYNTHETIC LEATHER>




Ecu

Sepia

Dark Rose

Black

<TRIM>



Laser Cut Wood

Shimamoku (Aria Black)

<COLORS/SEATING MATERIALS/TRIM FOR MIDDLE EAST>

EXTERIOR COLORS	INTERIOR COLORS AND TRIM			
	Semi-aniline Leather/Synthetic Leather			
	Laser Cut Wood/Shimamoku (Aria Black)			
	Ecu	Sepia	Dark Rose	Black
White Pearl Crystal Shine <077>	●	●	●	●
Mercury Gray Mica <1H9>	●	●	●	●
Sonic Titanium <1J7>	●	●	●	●
Black <202>	●	●	●	●
Graphite Black Glass Flake <223>	●	●	●	●
Garnet Red Mica <3S0>	●	●	●	●
Terrane Khaki Mica Metallic <6X4>	●	●	●	●
Deep Blue Mica <8X5>	●	●	●	●

●: Available combination.

Note: Vehicles pictured and specifications detailed in this catalog may vary from models and equipment available in your area. Please inquire at your local dealer for details on the availability of features.

## MAIN FEATURES FOR MIDDLE EAST <GX460>

### EXTERIOR

- Windshield glass; high noise-damping type inner film, low-reflection, UV-cut function, top tinted for shade
- Front door, rear door, back door and quarter window glass; water-repellent coating, UV-cut function
- Moonroof; power tilt/slide, one-touch mode with jam protection system
- Door mirrors; LED side turn signal lamp, power folding, heater, interlink with reverse gear
- Illuminated side steps
- Roof rails

### INTERIOR

- Optitron meters; Eco Driving Indicator, multi-information display
- Leather steering wheel
- Wood and leather steering wheel
- Heated steering wheel
- Vanity mirrors and lamps (Front seats)
- Conversation mirror (Overhead console)
- Center console box; driver's seat- and front passenger's seat-side independent sliding lids
- Cool box
- Cupholders (Front, outboard second row, and third row seats)
- Door pockets (Front and rear doors); bottle holders
- Auto air conditioning system; triple-zone independent temperature controls, Automatic Recirculation System, clean air filter, pollen removal mode
- Illuminated scuff plates (Front doors)
- Tonneau cover

### OPERATION

- Power tilt and telescopic steering column; auto-away/auto-return function, memory function
- Steering wheel control switches
- Multi-mode Automatic Transmission
- Position memory switches (Driver's seat); 2-memory
- Cruise Control
- Smart Entry & Start System
- Panoramic View Monitor
- Multi-terrain Select/Multi-terrain Monitor
- Lexus parking assist-sensor
- Parking Assist Monitor
- Back door; glass hatch

### NAVIGATION AND AUDIO

- Lexus Navigation System
- 10.3-inch EMV (Electro Multi-Vision) touch display; Remote Touch Interface, Apple CarPlay and Android Auto compatible
- Lexus GX Premium Sound System; AM/FM radio, in-dash DVD player, 9 speakers, MP3 and WMA (Windows Media Audio) play compatible, DSP (Digital Signal Processor), ASL (Automatic Sound Levelizer)
- Mark Levinson Premium Surround Sound System; AM/FM radio, in-dash DVD player, 17 speakers, MP3 and WMA play compatible, DSP, ASL, Clari-Fi
- Bluetooth function; hands-free calling, wireless connection with AV-profile compliant player
- 4 USB ports/mini-jack

### SEATS

- 8-way power front seats; power lumbar support
- Ventilated Seats (Front seats)
- Second row seats; center armrest (Cupholders)
- Third row seats; left/right independent power flush-with-floor storable seats

### SAFETY

- Lexus Safety System + <Pre-Collision System, LDA (Lane Departure Alert), AHB (Automatic High Beam), Dynamic Radar Cruise Control>
- Blind Spot Monitor System
- RCTA (Rear Cross Traffic Alert)
- Drive-start Control
- A-TRC (Active Traction Control System)
- TRC (Traction Control System)
- VSC (Vehicle Stability Control)
- Trailer Sway Control
- Multi-terrain ABS (Anti-lock Brake System) with EBD (Electronic Brake force Distribution)
- Brake Assist system
- Crawl Control
- Downhill Assist Control
- Hill-start Assist Control
- 3-eye Bi-Beam LED headlamps; auto-leveling function
- LED DRL (Daytime Running Lamp)
- LED front fog lamps
- Rear fog lamps
- Automatic anti-glare interior mirror
- Dual-stage SRS (Supplemental Restraint System) airbags (Front seats)
- SRS knee airbags (Front seats)
- SRS side airbags (Front and outboard second row seats)
- SRS curtain shield airbags (Front door, rear door and quarter windows)
- WIL (Whiplash Injury Lessening) concept front seats
- Active Headrest (Front seats)
- 3-point ELR seatbelts (All seats)
- Pretensioners and force limiters (Front and outboard second row seats)
- Anchor bars for fixing ISOFIX-compliant child seat (Outboard second row seats)
- CRS (Child Restraint System) top tether anchors (Outboard second row seats)
- Security system; auto alarm, immobilizer system
- Rear seat reminder
- AL-TPWS (Auto Location-Tire Pressure Warning System)

## SPECIFICATIONS FOR MIDDLE EAST <GX460>

### DIMENSIONS & WEIGHT

Overall length:	4880mm
Overall width:	1885mm
Overall height:	1830mm/1845mm*
Wheelbase:	2790mm
Tread: Front	1585mm
Rear	1585mm
Seating capacity:	7 persons
Curb weight:	2370-2420kg
Gross vehicle weight:	2990kg

### CHASSIS

Suspension:	AVS (Adaptive Variable Suspension system), KDSS (Kinetic Dynamic Suspension System). Front: Double wishbone type, coil springs, gas-filled shock absorbers, stabilizer bar Rear (Electronically controlled air suspension): 4-link type with lateral rod, air springs, gas-filled shock absorbers, stabilizer bar
Transmission:	6-speed automatic
Drive system:	Full-time 4WD
Steering system:	Rack and pinion. Hydraulic Power Steering
Brakes: Front	338mm ventilated discs
Rear	312mm ventilated discs
Minimum turning radius (Body):	6.3m
Fuel tank capacity:	87 liters
Tires:	265/60R18

### ENGINE

Type:	4.6-liter V8 Four Cam 32-valve (1UR-FE, unleaded)
Piston displacement:	4608cc
Max. output:	218kW/5500rpm (EEC net)
Max. torque:	438Nm/3500rpm (EEC net)
Fuel system:	Electronic Fuel Injection

\* With roof rails



- Addition of extra features may change figures in this chart.
- Toyota Motor Corporation reserves the right to alter any details of specifications and equipment without notice. Details of specifications and equipment are also subject to change to suit local conditions and requirements. Please inquire at your local dealer for details of any such changes that might be required for your area.
- Note: Vehicles pictured and specifications detailed in this catalog may vary from models and equipment available in your area.
- Vehicle body color might differ slightly from the printed photos in this catalog.