




Coupé

A CAR FIRST. A BADGE SECOND





**If you're reserved, shy, timid or feel the need
for anonymity...**

... the Hyundai Coupé will change your life forever.

Why? Well, the looks alone are going to put you in the spotlight. It won't matter if you're driving on the open road, stuck in traffic or just parked in a busy city street... this car is going to cause a stir. But, as in life, you don't need to be flash to be successful and happy.

The Hyundai Coupé is more than a badge to show that you have made it. The Coupé is more than just a statement of who you want to be. The Coupé is a true reflection of who you are and where you're going.

Hyundai Coupé: Be yourself, not a badge.



designed for

Life



With sleek looks, dynamic styling and outstanding safety features the Hyundai Coupé will rapidly change your perception of driving. A high specification comes as standard with the Coupé, bringing you impressive value without any compromise on comfort and performance.

From the moment you stand next to the Hyundai Coupé, you'll have moved from the slow lane into the fast lane.

The Hyundai Coupé: Don't let life pass you by.

get on **Track**

Relax; all the features listed below come as standard when you buy a Hyundai



**5 Year Unlimited Mileage Warranty
(This warranty is fully transferable and manufacturer backed)**



3 Years' RAC cover*



6 Years' Anti-perforation Warranty

* Roadside Assistance is provided by RAC Motoring Services Reg'd office: RAC House, 1 Forest Road, Feltham, TW13 7RR Reg'd No 1424399. RAC Motoring Services is authorised and regulated by the Financial Services Authority and within the jurisdiction of the Financial Ombudsman Service and the Financial Services Compensation Scheme.

put those Shades on



Ebony Black (Solid)



Samba Red (Solid)



Ocean Blue (Metallic)




Smart Silver (Metallic)

**We have designed the Coupé to catch the eye.
However its final appearance is down to you.
Solid and metallic options are available.**

A metallic finish is achieved by adding aluminium flakes to the paint and then applying a coat of clear lacquer.

Hyundai Coupé: Put the sparkle back into your life.



Body Colours	1.6 S	2.0 SE	2.7 V6
Solid			
Ebony Black	●	●	●
Samba Red	●	●	●
Metallic			
Ocean Blue	□	□	□
Smart Silver	□	□	□

● Standard □ Available at extra cost

on the **Outside**

Whichever model of Coupé you opt for, 1.6 S, 2.0 SE or 2.7 V6, you will be totally indulged.

Alloy wheels, power steering, metal grain dashboard, electric windows and door mirrors, leather covered gear knob and steering wheel, plus distinctive shark gill detailing add contemporary styling. Stereo RDS radio/CD player, air conditioning and driver's seat height and lumbar adjustment add to your comfort. Front and side airbags, advanced ABS braking with Electronic Brake force Distribution (EBD) and Traction Control System (V6 only) add safety for you and your passengers. All are fitted as standard equipment on the Hyundai Coupé.

Hyundai have also developed a range of complementary accessories to enhance your driving experience. Please consult your Hyundai dealer for further information.



17" Lightweight Forged Alloy Wheel (2.7 V6)



17" Alloy Wheel (2.0 SE)



16" Alloy Wheel (1.6 S)



Shark Gill



Fuel Filler Cap

be in the **Driving** seat

Designed to be driven and to be a driving force, with a range of options to lift your motoring out of the ordinary, the Coupé will put a smile on your face and those of your passengers.

The Coupé offers a sophisticated interior, the controls and instruments co-ordinating beautifully with elegant cloth seats and leather trim on the 1.6 S. The 2.0 SE and 2.7 V6 versions boast leather seat facings and door trim as standard. Sit back and admire.





Fast, comfortable, stylish and safe, the Hyundai Coupé is a genuine driver's car... and more.

A selection of customer options is available including satellite navigation (Smartnav™), privacy glass, leather seats and door trim (1.6 S) and reversing sensors. For further information please refer to the Customer Options brochure or ask your dealer.


Whatever drives your life, make it a Hyundai Coupé.



Metal Trimmed Foot Pedals and Foot Rest
(2.0 SE & 2.7 V6)



Electric Window Controls



Cloth Seats with Leather Trim (1.6 S)



Cruise Control
(only available on
2.0 SE and 2.7 V6)



Model	1.6 S Manual	2.0 SE Manual	2.0 SE Automatic	2.7 V6 Manual	2.7 V6 Automatic
Engine					
Type	4 Cylinder DOHC 16 valve	4 Cylinder DOHC 16 valve	4 Cylinder DOHC 16 valve	6 Cylinder DOHC 24 valve	6 Cylinder DOHC 24 valve
Displacement cc	1599	1975	1975	2656	2656
Bore & Stroke mm	76.5 x 87	82 x 93.5	82 x 93.5	86.7 x 75	86.7 x 75
Compression Ratio	10.1:1	10.1:1	10.1:1	10.0:1	10.0:1
Max Power kW/BHP	77/103 @ 5800rpm	105/141 @ 6000rpm	105/141 @ 6000rpm	123/165 @ 6000rpm	123/165 @ 6000rpm
Torque Nm/lbs ft	143/106 @ 4500rpm	186/137 @ 4500rpm	186/137 @ 4500rpm	245/181 @ 4000rpm	245/181 @ 4000rpm
0-62mph in seconds	11.9	9.3	10.6	8.3	8.6
Top Speed MPH	115	129	124	137	135
Suspension					
Front	Independent Macpherson strut with coil spring and anti-roll bar				
Rear	Dual link type with coil spring and anti-roll bar				
Steering					
	Power assisted rack and pinion steering. Energy absorbing, collapsible steering column				
Steering wheel lock to lock turns	2.57				
Brakes					
System	Dual diagonal split circuit, power assisted with Anti-lock Brakes (ABS) and Electronic Brake force Distribution (EBD)				
Front	11" ventilated discs with floating calipers with pad wear warning device				
Rear	10" solid discs with floating calipers with pad wear warning device				
Tyres					
Radial Ply	205/55 R16	215/45 ZR17	215/45 ZR17	215/45 ZR17	215/45 ZR17
Wheels					
Steel/Alloy	6.5J x 16	7J x 17	7J x 17	7J x 17	7J x 17
Dimensions mm (Inches)					
Overall length	4395 (173.0)	4395 (173.0)	4395 (173.0)	4395 (173.0)	4395 (173.0)
Overall width	1760 (69.3)	1760 (69.3)	1760 (69.3)	1760 (69.3)	1760 (69.3)
Overall height	1330 (52.4)	1330 (52.4)	1330 (52.4)	1330 (52.4)	1330 (52.4)
Wheelbase	2530 (99.6)	2530 (99.6)	2530 (99.6)	2530 (99.6)	2530 (99.6)
Track (front)	1490 (58.7)	1490 (58.7)	1490 (58.7)	1490 (58.7)	1490 (58.7)
Track (rear)	1490 (58.7)	1490 (58.7)	1490 (58.7)	1490 (58.7)	1490 (58.7)
Turning circle m (ft)	10.88 (35' 7")	10.88 (35' 7")	10.88 (35' 7")	10.88 (35' 7")	10.88 (35' 7")
Weights and capacities					
Luggage capacity litres (cu ft)	418 (14.8)	418 (14.8)	418 (14.8)	418 (14.8)	418 (14.8)
Kerb weight kg (lbs)	1332 (2937)	1382 (3047)	1412 (3113)	1424 (3139)	1434 (3161)
Gross vehicle weight kg (lbs)	1700 (3748)	1740 (3836)	1740 (3836)	1760 (3880)	1760 (3880)
Max tow weight kg (lbs) Braked**	1200 (2646)	1400 (3086)	1400 (3086)	1400 (3086)	1400 (3086)
Unbraked	550 (1213)	550 (1213)	550 (1213)	550 (1213)	550 (1213)
Noseweight kg (lbs)	50 (110)	60 (132)	60 (132)	60 (132)	60 (132)
Max roof weight kg (lbs)	40 (88)	40 (88)	40 (88)	40 (88)	40 (88)
Fuel tank capacity (litres)	55	55	55	55	55
Fuel consumption l/100km (mpg) and emissions					
Urban	9.8 (28.8)	10.9 (25.9)	11.9 (23.7)	13.9 (20.3)	14.2 (19.9)
Extra urban	6.3 (44.8)	6.4 (44.1)	6.6 (42.8)	7.6 (37.2)	8 (35.3)
Combined	7.6 (37.2)	8.0 (35.3)	8.5 (33.2)	9.9 (28.5)	10.3 (27.4)
CO ₂ Emissions g/km*	182	193	203	236	247
HC+N0x Emissions g/km*	0.142	0.060	0.083	0.068	0.036

Nuts and bolts

Model	1.6 S	2.0 SE	2.7 V6
Safety and security			
2 x 3 Point Rear Seatbelts	●	●	●
Adjustable Head Restraints - Front	●	●	●
Adjustable Steering Column - Height	●	●	●
Airbags - Side	●	●	●
Airbags - Driver and Front Passenger	●	●	●
Anti-lock Brakes (ABS) with Electronic Brake force Distribution (EBD)	●	●	●
Engine Immobiliser	●	●	●
Height Adjustable Seatbelts - Front	●	●	●
ISOfix Child Seat Anchorage - Rear Only	●	●	●
Locking Wheel Nuts	●	●	●
Power Assisted Steering	●	●	●
Remote Central Locking with Alarm	●	●	●
Seatbelt Pre-tensioners with Load Limiters	●	●	●
Traction Control System			●
Interior			
Centre Console - Metal Grain Effect	●	●	●
Cigarette Lighter and Ashtray - Illuminated	●	●	●
Cloth Upholstery with Leather Trim	●	●	●
Cup Holders - Front	●	●	●
Door Pockets - Front	●	●	●
Front Armrest - with Storage Compartment	●	●	●
Leather Gear Knob	●	●	●
Leather Seat Facings and Door Trim	□	●	●
Leather Steering Wheel	●	●	●
Map Reading Lights	●	●	●
Metal Trimmed Pedals and Footrest	●	●	●
Overhead Console with Sunglasses Holder	●	●	●
Rear Seat - 50/50 Split	●	●	●
Seat Back Pockets - Front	●	●	●
Tinted Glass	●	●	●
Exterior			
16" Alloy Wheels - Temporary Spare	●		
17" Alloy Wheels - Temporary Spare		●	
17" Lightweight Forged Alloy Wheels - Temporary Spare			●
Body Coloured Bumpers	●	●	●
Body Coloured Door Handles and Mirrors	●	●	●
Front Fog Light	●	●	●
Rear Fog Light	●	●	●
Rear Spoiler with Integral Brake Light	●	●	●

Model	1.6 S	2.0 SE	2.7 V6
Exterior continued			
Solid Paint	●	●	●
Twin Exhaust Pipes		●	●
Functional			
3 Way Catalytic Converter	●	●	●
4 Speed H-matic Automatic Transmission		□	□
5 Speed Manual Transmission	●	●	
6 Speed Manual Transmission			●
6 Speakers	●	●	●
Adjustable Intermittent Front Wipers	●	●	●
Air Conditioning	●	●	
Automatic Dimming Rear View Mirror			●
Climate Control			●
Cruise Control		●	●
Electric Door Mirrors	●	●	●
Electric Headlight Beam Levelling	●	●	●
Electric Tilt and Slide Sunroof		●	●
Electric Windows - Front	●	●	●
Heated Door Mirrors		●	●
Heated Rear Window	●	●	●
Instrument Panel Brightness Control	●	●	●
Luggage Compartment Light	●	●	●
Luggage Net	●	●	●
Multi-gauge Instrument Panel		●	●
Remote Boot Release	●	●	●
Remote Fuel Filler Flap Release	●	●	●
Seat Height Adjustment - Driver	●	●	●
Seat Lumbar Adjustment - Driver	●	●	●
Speed Sensitive Front Wipers	●	●	●
Stereo RDS Radio/CD Player	●	●	●
Trip Computer	●	●	●
Gauges - Speedometer, Rev Counter, Fuel Level, Water Temperature, Trip Odometer	●	●	●
Warning lights - ABS, Oil Pressure, Door/Tailgate Ajar, Battery Charge, Full Beam, Low Fuel, Airbag, Hazard, Rear Fog Light	●	●	●
Customer options			
Colour Coded Reversing Sensors	□	□	□
Leather Seat Facings and Door Trim	□		
Metallic Paint	□	□	□
Satellite Navigation (Smartnav™)	□	□	□

● Standard equipment □ Available at extra cost

The results given here do not express or imply any guarantee of fuel consumption of any model to which this brochure refers. The driver's style and road traffic conditions, as well as the extent to which the vehicle has been driven and the standard of maintenance, will all affect its fuel consumption.

*g/km = grams of emitted substance per kilometre travelled. CO₂ = carbon dioxide; HC = hydrocarbons; NO_x = nitrogen oxide.


** Applies to fully laden vehicle. For driver only weight please consult your Hyundai Dealer.



1760mm
excluding door mirrors



1490mm Front
1490mm Rear



Specifications shown in this brochure are based upon the latest available information at the time of printing.

The colours and finishes reproduced in this brochure are subject to the limitations of the printing process and may vary from the actual colour and paint finish.

In line with our policy of continual product improvement Hyundai Car (UK) Ltd reserves the right to make changes at any time, without notice, to prices, colours, material, design, shape, specifications and models, and to discontinue items.

For the latest details, please consult your Hyundai dealer.

Hyundai Car (UK) Ltd

St John's Court, Easton Street,
High Wycombe, Bucks HP11 1JX
Tel: 01494 428600 Fax: 01494 428699

Customer enquiries: 0800 981981

www.hyundai.co.uk