

# LX

LX 600 / LX 500d



Overseas model shown.



LX	»» P3
DESIGN	»» P8
LEXUS OWNERSHIP SOLUTIONS	»» P66
COLOURS & TRIMS	»» P67
SPECIFICATIONS	»» P70



















Fresh water crossing shown.  
Overseas model shown. Australian specifications & features may differ.  
See your Lexus dealer for details.

# Driving Signature \_\_\_\_\_ LEXUS LX





Overseas model shown. Australian specifications & features may differ. See your Lexus dealer for details.



Driving Signature \_\_\_\_\_ LEXUS LX

## Redefining the LX's basic characteristics with the new GA-F platform and significant weight reduction

To provide drivers with a relaxed and high-quality driving experience on various roads around the world, we comprehensively reviewed basic vehicle characteristics to support the evolution of driving, while retaining the traditional body-on-frame structure. Adopting the new GA-F platform and reviewing the entire vehicle from the ground up, produced a dramatic enhancement in driving performance by renewing basic characteristics, including a low centre of gravity, significant weight reduction, and enhanced body rigidity.

[DISCOVER MORE ABOUT THE LX](#)





## Suspension that realises both excellent driving performance and handling stability on various roads

The suspension delivers high-quality ride comfort, stable vehicle posture when braking, and exceptional vehicle stability that absorbs shocks and vibrations from the road surface. In off-road driving, outstanding wheel articulation (a characteristic describing the tyres' resistance to float) helps keep the tyres in contact with the road surface in various conditions such as moguls where the tyre tends to float, enhancing driving performance by transmitting drive power to the road surface.

### High-mount double wishbone front suspension system

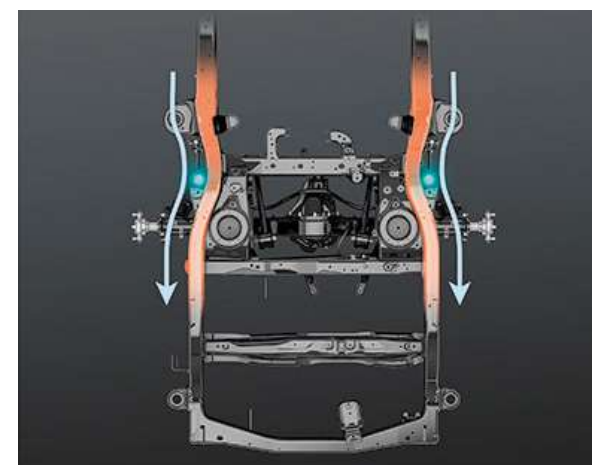
The suspension geometry and spring constant of the coil springs were optimised, resulting in both excellent vehicle stability and ride comfort. The suspension stroke, an important factor in off-road driving performance, has sufficiently long compression and rebound to achieve excellent road-holding and rough-road driving performance.

### Trailing-link rigid-axle rear suspension system

The highly-reliable axle-type system was inherited from LX DNA. Fine-tuning of the suspension arm, shock absorber placement and characteristics enhances control of axle movements, contributing to both excellent vehicle stability and ride comfort. The ample rebound stroke helps provide excellent road-holding performance.

### Rear shock absorbers

The frame was shaped so the rear shock absorbers are positioned to the outside, and the mounting angle of the shock absorbers aligned with the axle movement angle to more easily track the vertical movements of the tyres, enhancing the damping effect to better absorb shocks and vibrations and provide excellent vehicle stability.



Driving Signature \_\_\_\_\_ LEXUS LX

# The high-rigidity body and frame enhance response and ride comfort to create premium driving performance

## High-rigidity body

Based on computer analysis of body deformation behaviour in response to steering inputs, torsional deformation was suppressed by increasing the number of spot weld points and optimising the placement of structural adhesives around the door openings and on the floor to realise superior body rigidity. This not only enhances off-road performance, but also steering responsiveness and feedback, rear grip feel and the excellent ride comfort, contributing to premium ride comfort befitting a Lexus.



## High-rigidity frame

Outstanding robustness is built in to significantly reduce damage to the cabin space and important components for driving such as the engine and fuel tank. The cross-sectional characteristics of the side rails in areas subject to stress when driving on rough roads were optimised, and nine crossmembers optimally positioned to balance strength, rigidity, and collision safety performance against inputs from the road surface. In addition, steel plates up to 5mm thick and high-tensile steel plates were optimally positioned to minimise the impact of shocks on the vehicle body, reducing the impact on handling stability and ride comfort, even when driving on rough roads. The frame-based structure with the body mounted on the frame via cab mounts means that even if the body is damaged during off-road driving, the frame which supports basic driving performance is less likely to be affected, contributing to occupant safety and helping the vehicle get to its destination.





## Body & frame: Innovative lightness made possible by lightweight materials and technology


### Lightweight body

The use of high-tensile steel sheet has been expanded and lightweight aluminium alloy materials used for the hood, roof and all door panels that affect the vehicle's inertia moment because they are higher or farther from the centre of gravity. The result is a lightweight, high-strength body with low centre of gravity, that realises smooth, natural vehicle behaviour while turning, accelerating, and braking, as well as excellent handling stability.



### Lightweight frame

Using the TWB (curved Tailor Welded Blank) process, in which steel members of different thickness are joined by laser welding and then press-formed, realised weight reductions while maintaining strength and rigidity. TWB is used in strategic areas that help contribute to the strength and rigidity of side rails and crossmembers, and collision safety performance.



Driving Signature \_\_\_\_\_ LEXUS LX

## V6 twin-turbo engine: realising smooth, linear acceleration

### 3.5-Litre V6 twin-turbo engine\*

The 3.5-Litre V6 twin-turbo petrol engine delivers maximum output of 305kW and maximum torque of 650Nm. D-4ST with multi-hole direct-injection injectors, together with a long stroke, high-speed-combustion made possible by optimising the valve pinching angle, and high-efficiency twin turbochargers, produces powerful low-speed torque and excellent boost response. The highly efficient twin turbocharger offers wide and flat torque characteristics that delivers boost from low speed, realising strong and easily-controllable power for both on-road and off-road driving.

### 3.3-Litre V6 diesel engine^

The 3.3-Litre two-way, twin turbo diesel engine is a dedicated design with optimal tuning of the components for driving in tough off-road conditions. A two-way turbo system generates excellent turbocharging performance in various situations by switching to single turbo mode to provide powerful acceleration in the low speed range, and twin-turbo mode to provide continuous acceleration in the high speed range. Low flow combustion technology contributes to both powerful driving and environmental performance.

### Direct Shift-10AT


To realise a more direct response, lockup is activated in almost all speed ranges except when starting. By adopting a 10-speed transmission, the gear steps have been crossed and the overall gear ratios widened to produce a cadenced and comfortable driving rhythm, as well as enhanced high-speed fuel economy, starting acceleration and off-road performance. In addition, both the petrol and diesel engines feature optimised drive force characteristics and gear shift timing. The petrol engine provides a pleasant acceleration feeling that draws out the extended torque characteristics up to the high rpm range, while the diesel engine utilises the torque characteristics that rise from the low rpm range to provide powerful acceleration that matches the driver's intentions.



3.5-Litre V6 twin-turbo engine



3.3-Litre V6 diesel engine



[DISCOVER MORE ABOUT THE LX](#)



# AHC (Active Height Control) supports driving with peace of mind on various roads, and AVS (Adaptive Variable Suspension) contributes to a quality ride


## AHC<sup>1</sup>

In response to the driving environment, AHC automatically adjusts the optimal vehicle height based on drive mode select, Multi-terrain Select, and transfers selection status to one of four height positions—Normal, High 1, High 2, and Low, for getting into or out of the vehicle. AHC also responds to changes in vehicle posture such as the amount of pitch and roll, and optimises the spring rate to stabilise vehicle posture during turning, acceleration, and deceleration when braking. When easy access mode is enabled, it also automatically lowers the vehicle height for easy ingress and egress, and raises the ride height when starting off. In off-road driving, the suspension automatically selects High 1 or High 2 in line with the road environment, in coordination with the transfer gear selection in the L4 range or mode selected in Multi-terrain Select, and automatically adjusts the vehicle height to the optimum level according to the vehicle's speed to avoid contact with the road surface and enhance handling stability. The vehicle height status is displayed on the meter and 7-inch touch display for easy confirmation.



## AVS

AVS features a linear solenoid valve system that realises excellent damping force switching response, contributing to smooth, fine-grained control on different road surfaces and driving conditions. Damping force is set low to provide excellent ride comfort when driving over bumpy city roads, and increases to give a flat stable ride when turning. Also, the damping force changes with the drive mode selected, contributing to driving in line with the driver's preference.



<sup>1</sup>Driver assist feature. Only operates under certain conditions. Check your Owner's Manual for explanation of limitations. Please drive safely. All images indicative only and not to scale.

Driving Signature \_\_\_\_\_ LEXUS LX

EPS (Electric Power Steering) contributes to driving faithful to the driver's intention, and ECB (Electronically Controlled Brakes) help enhance safety and security

### EPS

With EPS, the LX responds linearly from the start of steering operation. At low speeds, such as off-road driving, the light steering feel contributes to reducing the burden on the driver. At high speeds, a moderate steering force in line with the vehicle's speed provides a driving experience faithful to the driver's intentions, and a responsive steering feel that is distinctively Lexus.

### ECB system

A sensor detects the degree the brake pedal is depressed and produces the optimum braking force, providing more linear braking characteristics. When Multi-terrain Select is activated during off-road driving, it provides excellent driving stability through fine-grained brake control of slipping or spinning wheels, giving the driver a feeling of security.



The photo shows EPS.



# Multi-terrain Select<sup>1</sup>: Delivering driving performance to best suit current road conditions

Multi-terrain Select allows the driver to choose from six driving assist modes according to road conditions during off-road driving. The system has evolved to support off-road driving from extremely low-speed driving on rocky roads to high-speed driving on unpaved roads by extending the operating range from the conventional low transfer range (L4) to include the high range (H4). Integrated control of brakes, driving force, and the suspension allows the system to deliver rough-road driving performance according to road conditions. AUTO mode uses information from various sensors to estimate the road conditions while driving and automatically select the optimal mode. This enables the driver to obtain the best driving performance for each driving situation without having to switch modes.



AUTO L4 H4



DIRT L4 H4



SAND L4 H4



MUD L4 H4



DEEP SNOW L4 H4



ROCK L4 H4

<sup>1</sup>Driver assist feature. Only operates under certain conditions. Check your Owner's Manual for explanation of limitations. Please drive safely. All images indicative only and not to scale.

Driving Signature \_\_\_\_\_ LEXUS LX


# Multi-terrain Monitor<sup>1</sup> contributes to peace of mind in off-road driving

## Multi-terrain Monitor

The system supports the driver by using four cameras to show conditions around the vehicle. Images from the front, left, right, and rear cameras can be selected using a camera switch and viewed full-screen on the 12.3-inch touch display, allowing the driver to check road conditions around the vehicle which are often in blind spots. By composing camera images that match the vehicle's height while driving off-road, it provides the driver with a clearer picture of the surrounding environment and peace of mind.



Underfloor View & Both-sides View



Front View & Both-sides View

Wide Back View & Both-sides View

## Underfloor View (Rear wheels) & Both-sides View/Underfloor View (Rear wheels) (Enlarged)

Images of the foreground taken in advance are provided to the driver as transparent-underfloor images. By superimposing the vehicle and wheel position over this image, the driver can check underfloor conditions and rear-wheel position. In addition, the vehicle is made transparent, and an image showing the area around the rear wheels is enlarged, enabling the driver to ascertain conditions around the rear wheels and estimate distances to obstacles when trying to free the vehicle from a stuck position or exit a dead end.



Underfloor View (Rear wheels) & Both-sides View



Underfloor View (Rear wheels) (Enlarged)

## Back Underfloor View & Both-sides View/Back Underfloor View (Enlarged)

It displays the area around the rear wheels by simulating the vehicle through a composite of images taken while the vehicle is reversing, helping the driver to understand the position of obstacles behind the vehicle and to check the rear wheels and road surface, supporting driving performance on woodland roads, moguls, and rocky roads.



Back Underfloor View & Both-sides View



Back Underfloor View (Enlarged)

<sup>1</sup> Driver assist feature. Only operates under certain conditions. Check your Owner's Manual for explanation of limitations. Please drive safely. All images indicative only and not to scale.



# Crawl Control for extremely low speed driving, and Downhill Assist Control for stable descent of steep hills

## Crawl Control<sup>1</sup>

When driving in rough off-road conditions or on slippery roads, Crawl Control enables driving at extremely low speeds by allowing the driver to simply steer without operating the accelerator and brake pedals. As it suppresses wheel spin and wheel lock, it offers excellent ability to free the vehicle when stuck while minimising the load on the drivetrain. Vehicle speed can be selected from five options based on the conditions. If the driver operates the accelerator while Crawl Control is active, the system will not interfere with the accelerator operation, providing seamless drive force and brake control. This allows the driver to operate the accelerator pedal when they want to accelerate, contributing to stress-free off-road driving. In addition, when approaching and driving through tight turns, a Turn Assist function is designed to control brake force on the inside rear wheel to enhance turning performance.



## Downhill Assist Control<sup>1,2</sup>

When descending steep hills where engine braking alone is not sufficient to slow the vehicle, at the flick of a switch the system is designed to control the brakes on all four wheels to support stable descent without locking the wheels. Because it maintains the selected vehicle speed, the driver can concentrate on steering without worrying about using the brake or the accelerator.



<sup>1</sup> Driver assist feature. Only operates under certain conditions. Check your Owner's Manual for explanation of limitations. Please drive safely. All images indicative only and not to scale.


<sup>2</sup> Operates while descending a hill at speeds of 4-30km/h or less in H4 range transfer gear.

Driving Signature \_\_\_\_\_ LEXUS LX

## Inheriting the LX's core DNA wheelbase and ground clearance angle

### Ground clearance angle

The LX inherits the outstanding dimensions of an authentic off-roader used in successive generations, including a 2,850mm wheelbase which provides both high-level performance on rough terrain and a spacious interior. The ground clearance angle delivers exceptional rough road drivability, even over rough terrain with harsh undulations or fallen trees.





# Newly developed wheels, honed aerodynamic functionality and deep quietness in the cabin for exhilarating on-road driving

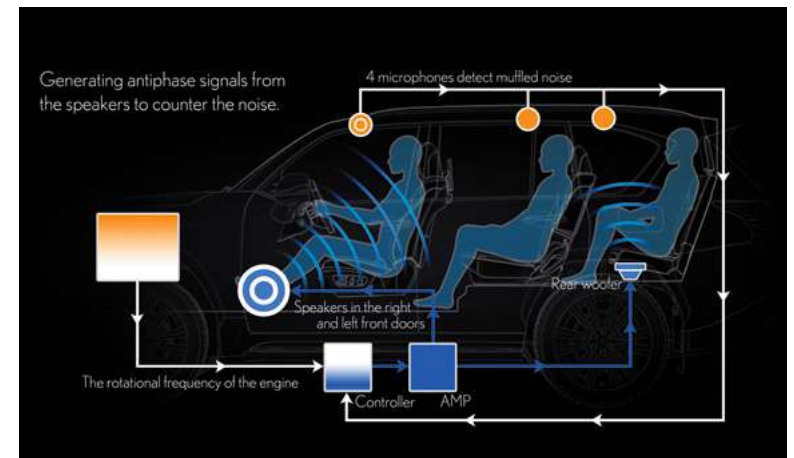
## Tyres

Tyres for all wheel sizes (20-inch and 22-inch) optimise rolling resistance and reduce unsprung weight, contributing to fuel efficiency. The tread patterns and structure were also optimised to deliver exceptional ride comfort and quietness, as well as excellent handling stability and braking performance on both dry and wet surfaces.



## ANC (Active Noise Control)/ESE (Engine Sound Enhancement)<sup>1</sup>

ANC enhances fuel economy by expanding the high-torque range of the twin-turbo engine, while reducing engine and intake/exhaust booming noises that occur as a result. Audio speakers in the cabin output sound waves designed to suppress booming noise, keeping the interior quiet. In addition, ESE produces a lively engine note in response to accelerator operation and torque, creating a highly realistic feeling of acceleration using the audio speakers.



# Design \_\_\_\_\_ LEXUS LX







## Design \_\_\_\_\_ LEXUS LX

## Fusing the strength of an authentic off-roader with sophisticated style in the city

The starting points for the exterior design were the 2,850mm wheelbase and the ground clearance angle, passed down through successive generations of LX to provide outstanding rough road capability. Inheriting this tradition, we developed a new platform that fuses the presence of an authentic off-roader with stylish proportions. The front pillars have been pulled toward the rear to create a cab-backward design, and a stout torso and 22-inch tyres<sup>1</sup>, the largest in the Lexus lineup, create a dynamic and smart expression.

[DISCOVER MORE ABOUT THE LX](#)



<sup>1</sup> Available on LX 500d + Enhancement Pack, LX 600 + Enhancement Pack, F Sport, Sports Luxury and Ultra Luxury models only.

Overseas model shown. Australian specifications & features may differ. See your Lexus dealer for details.



## The front design projects both style and function

### Grille and engine hood

In a bold expression of LX dynamism, the spindle grille has a three-dimensional shape with seven sets of floating bars that create a seamless, frame-free structure<sup>1</sup>. Fine-tuning the thickness of each bar to the millimetre achieves both a stylish look and the high-level cooling performance required by a twin-turbo engine. The side radiator grilles also have large openings for enhanced cooling performance and are shaped to provide a high-level rectifying effect. Together with the concave shaping in the centre of the engine hood that further enhances forward visibility to make it easy for the driver to judge vehicle pitch, they realise styling rooted in function.



<sup>1</sup> Not available on F Sport models.

Overseas model shown. Australian specifications & features may differ. See your Lexus dealer for details.

Design \_\_\_\_\_ LEXUS LX

## The refined rear profile asserts a solid impression

The sides exude a strong sense of unity and mass, with a thick, horizontal torso that starts at the front and runs through to the rear, quarter pillars that narrow from the roof to the back window, and a flow from the underside of the vehicle that runs up from the lower edge of the rocker panels to behind the rear tyres. The Lexus name logo on the back symbolises the next generation of Lexus.

### Full LED rear combination lamps (tail, stop, and turn signal lamps)

The L-shaped rear combination lamps flow on a continuous axis from the front to the shoulders and into the rear silhouette, highlighting the sharp, inflected design consistent with the Lexus brand. The rear fog lamp is standard on all grades.





## Headlamps that have evolved into three-dimensional clearance lamps

### Full LED 3-eye projector headlamps (low- and high-beam)

The combination of thin, compact 3-eye projector LED headlamps and L-shaped DRL (Daytime Running Lamps) exudes power and aggression. The DRL lamps have evolved into a three-dimensional shape, and the inner lenses doubled, with each on a different level to project depth that changes with the viewing angle.



### Door mirrors with foot area illumination

Foot area illumination built into the door mirrors projects the Lexus logo onto the ground in a subtle expression of Lexus hospitality.



Design \_\_\_\_\_ LEXUS LX

## A cockpit that creates a deeper dialogue with the vehicle

The LX incorporates the Tazuna Concept, a new cockpit concept that allows the driver to connect more intuitively with the vehicle and better concentrate on driving. It realises smooth line-of-sight movement and operation, to produce a deeper dialogue between driver and vehicle. It is realised by placing the centre of the display within 30 degrees under the driver's line-of-sight for easy viewing while driving, with a smooth line-of-sight that guides the eyes from the road ahead to the head-up display, meter, and 12.3-inch touch display with the navigation screen. Driving switches such as Multi-terrain Select are positioned within easy reach in the centre cluster, even when the driver is being pressed into the seatback on a steep uphill slope, with the air conditioning controls and other switches under the 7-inch touch display in a functional layout prioritised by ergonomics. It is also evident in the level top edge of the 12.3-inch touch display, which helps maintain a sense of equilibrium while driving on rough roads.

[DISCOVER MORE ABOUT THE LX](#)





## A passenger seat space designed for posture support and comfort on rough roads

The thickness and angle of the front door grip were carefully designed for easy holding, helping the occupant maintain posture during off-road driving, while simultaneously contributing to the beautiful form that embraces the occupant. In addition, soft pads on the shoulders and lumbar region of the front door trim emphasise protection to provide both comfort and a sense of security for passengers.



Design \_\_\_\_\_ LEXUS LX

# A rear seat space designed for premium comfort and ease of use

## Door trim and rear windows

A long, sleek armrest runs front to rear, with soft pads on the shoulders exuding a refined and secure feel. Manual sunshades for the rear windows, together with black ceramic etched on the windows between the sunshade and trim, enhance light-blocking to provide a relaxing space for rear-seat occupants.



## Rear of the front centre console<sup>1</sup>

The air conditioning registers and control panel feature satin-grain plating that expresses premium quality. The console box which opens on both the left and right sides, has open switches on the driver's and passenger seat sides, as well as the rear-seat side for easy opening and closing from the rear seats.



<sup>1</sup> Not available on Ultra Luxury models.  
Overseas model shown. Australian specifications & features may differ.  
See your Lexus dealer for details.



## 8-inch TFT LCD meter and analogue meter for easy recognition at a glance

### Metres

A multi-information display in the centre of the meter displays vital information and driving conditions according to the driving mode. The display is augmented by four analogue needle gauges that include the traditional LX oil pressure gauge and battery voltmeter, enabling the driver to check vehicle status at a glance, even in harsh off-road conditions. The display on the 8-inch TFT LCD meter changes to reflect drive mode select and other settings.



### Genuine woodgrain and leather-accented steering wheel<sup>1</sup>

The steering wheel features paddle shifters that let you shift gears instantly without taking your hands off the wheel, thumb rests designed for optimal fit, and a profile that creates a stable steering feel thanks to large concave indents. Genuine woodgrain on the top and bottom sections exudes a quality feel.



### Fingerprint-authentication push-start switch<sup>2</sup>

The start system has a fingerprint sensor in the centre of the push-start switch. When the driver has the Electronic Key and touches the fingerprint sensor while pressing the brake pedal, the fingerprint information is checked against the fingerprint information registered in the vehicle.



<sup>1</sup> Not available on F Sport models.

<sup>2</sup> Available on F Sport, Sports Luxury & Ultra Luxury models only. Fingerprint registration may not be available depending on the condition of the fingerprint. If you are unable to use the switch, you can start the engine by putting the Electronic Key close to the switch.

Overseas model shown. Australian specifications & features may differ. See your Lexus dealer for details.

## A centre cluster designed for easy operation of switches

### Centre cluster

The controls are arranged for easy recognition, with air conditioning and driving-related controls separated in upper and lower zones. Assorted toggle, push-button, and dial-type switches facilitate intuitive operation while driving, reducing the possibility of the driver pressing the wrong buttons even during off-road driving.

#### Air conditioning controls

The temperature controls use an intuitive, easy-to-operate toggle movement, while other controls have push-button switches with concave surfaces that naturally fit the hand. The hazard switch has a frame on both sides to help prevent accidental operation due to finger slip during off-road driving.

#### Driving-related controls

The push-button switches for driving-related controls have a deep cross-section profile to prevent finger slip causing unintended operation while off-road driving, and are large enough for easy operation while wearing gloves. The simple mode select dial is intuitive to use while off-road driving.



### Dual display

The instrument panel incorporates dual upper and lower touch displays, to simultaneously show necessary information on each display. For example, during on-road driving, the upper 12.3-inch touch display shows navigation on the full screen while the lower 7-inch touch display shows air conditioning information.

During off-road driving, the 12.3-inch touch display shows the Multi-terrain Monitor<sup>1</sup> with road surface and other conditions, while the 7-inch touch display shows driving conditions such as vehicle height, vehicle inclinometer, and acceleration/braking pedal operation. Switches including driving-related functions are integrated in the lower display for easy use while driving.



<sup>1</sup> Driver assist feature. Only operates under certain conditions. Check your Owner's Manual for explanation of limitations. Please drive safely. Overseas model shown. Australian specifications & features may differ. See your Lexus dealer for details.



## Two highly visible, easy-to-operate displays consolidate display functionality

### 12.3-inch touch display

In addition to showing navigation and audio information, when off-road driving it displays the Multi-terrain Monitor<sup>1</sup> showing the road surface and other conditions.



### 7-inch touch display

It displays air conditioning controls, as well as driving-related information including Multi-terrain Select and drive mode select.



<sup>1</sup> Driver assist feature. Only operates under certain conditions. Check your Owner's Manual for explanation of limitations. Please drive safely. Overseas model shown. Australian specifications & features may differ. See your Lexus dealer for details.

Design \_\_\_\_\_ LEXUS LX

## Front seats designed for comfort in harsh environments

The seats feature a three-dimensional shape that combines soft lines with functionality, fusing a wide, open shoulder profile that wraps around the upper back with a lumbar profile that allows easy arm movement while driving. The materials in the cushion pads provide excellent stability and pressure dispersion. Optimal distribution of hardness suppresses sway in the lower back and reduces upper body inclination, contributing to superior hold in low-G force driving.

### Seat ventilation<sup>1</sup>

A suction intake system draws air from the air conditioner into the seats, so that cool air flows past occupants' sides to create a pleasant cooling sensation. The system is interlinked with the air conditioner, and features an 'extra high' mode that maximises output.

### Seat heaters

The placement and temperature distribution of the heaters were refined from an ergonomic perspective to effectively warm the shoulders and lumbar region, which are susceptible to fatigue on long drives, and the thighs and upper legs, which tend to get cold on cooler days. A three-level temperature control allows the heaters to be used not only during winter, but also while using the air conditioning in summer.



<sup>1</sup> Available on F Sport, Sports Luxury & Ultra Luxury models only.  
Overseas model shown. Australian specifications & features may differ.  
See your Lexus dealer for details.



## Second- and third-row seats designed for comfort

Second-row seats (with 40:20:40 split folding and power assist tumble function)<sup>1</sup>

The height and cushioning of the side support on the second-row seats was optimised to enhance holding performance. The height of the folding rear centre armrest was optimised and cupholders positioned for easy use. To enhance ingress and egress, the centre pillar garnish has been made thinner, and the corners of the rear seat cushion rounded to make it easier to get in and out of the cabin.



Folding rear centre armrest with 2 cupholders

Third-row seats (with 50:50 split folding and power reclining function)<sup>2</sup>

The third-row seats power recline by approximately 10-degrees to expand the luggage space. The seats include a cupholder and USB Type C charging port in the quarter trim. The double flat seats automatically fold flat on the luggage space floor when stowed, by pressing and holding a switch.



### Tumble switch

Press the switch to move the front seat forward. When the forward movement is complete, release the switch to tumble fold the second-row seats.

<sup>1</sup> Not available on Ultra Luxury models.

<sup>2</sup> Not available on F Sport, Sports Luxury & Ultra Luxury models. Overseas model shown. Australian specifications & features may differ. See your Lexus dealer for details.

## Multi-seat auto arrange: Convenient ingress/egress and expanding luggage space

### Luggage space

The flexible luggage space provides convenient storage space with the rear seats upright, and can be expanded as required by folding one or more of the third-row<sup>1</sup> and second-row seats down to accommodate changing combinations of passengers and luggage.

### 7-seater



All seats upright



Second-row seats folded and third-row seats stowed

<sup>1</sup> Not available on F Sport, Sports Luxury & Ultra Luxury models.  
<sup>2</sup> Not available on Ultra Luxury models.  
Overseas model shown. Australian specifications & features may differ.  
See your Lexus dealer for details.

\*The third-row seats are double flat seats and can be stowed flat with a switch operation on the trim. The second-row seats can be tumble folded.



## Expressing high quality through attention to detail

### Material expression

The centre console and upper instrument panel feature a combination of solid metallic ornamentation and leather-accented wrapped pads. Outstitching applied on the frequently seen and touched grips provides an authentic, high-quality feel. The meticulously handcrafted leather-accented wrapping highlights attention to the smallest details.



### Multi-Colour ambient illumination

Indirect illumination enriches the beautiful forms and materials in the cabin. The entire cockpit is illuminated, adding colour to the interior space. In addition to 14 theme colours inspired by beautiful natural phenomena, you can choose from 50 custom colours, changing the interior colour to match your mood.



### Speaker grille design

The speaker grilles on the Mark Levinson<sup>®1</sup> Reference 3D Surround Sound System feature a leaf vein-inspired pattern that expresses the warmth of nature.



### Interior trim (Artwood Takanoha)<sup>2</sup>

Wood marquetry handmade by Japanese craftspeople creates an exceptionally delicate expression that evokes a hawk feather pattern motif. Befitting the LX, this Lexus-original design was inspired by the courage and beauty of the hawk.



<sup>1</sup> Product & company names are trademarks of their respective owners.  
<sup>2</sup> Available on Sports Luxury models only.  
 Overseas model shown. Australian specifications & features may differ.  
 See your Lexus dealer for details.

**Ultra Luxury grade** \_\_\_\_\_ LEXUS LX





Ultra Luxury grade \_\_\_\_\_ LEXUS LX

## The Ultra Luxury grade enhances rest and relaxation, even during off-road driving

The Ultra Luxury grade features spacious rear seating for two in an interior created with meticulous attention to the detail. It is equipped with thoughtful functions to provide a comfortable ride in a generous space for relaxing, even when travelling long distances across cities or over rough roads.



## Rear seats support a relaxed posture without tiring when travelling long distances on rough roads

### Exclusive Ultra Luxury grade power rear seats

The exclusive Ultra Luxury grade rear seats feature concave cushions, seatbacks, and large headrests, providing a high level of hold against lateral loads when driving around curves. Soft urethane with superior vibration absorption performance in the seat cushion effectively suppresses unpleasant vibrations even during off-road driving. The unique quilting exclusive to the Ultra Luxury grade expresses high-quality.




### Relaxation function (rear seats)

The seats incorporate a relaxation function that contributes to physical and emotional refreshment by inflating air bladders integrated into the seat cushion and seatback to apply pressure to the occupant's back and thighs. A total of seven programs for both the entire body (Full Body Refresh, Full Body Stretch and Full Body Simple) and specific parts of the body (Upper Body, Lower Body, Shoulder and Lumbar) can be selected.

### Preset positions (rear left seat)

Preset modes allow quick single-touch adjustment of the seat position. In relaxation mode, the front passenger seat tilts forwards and rear right seat reclines backwards to expand legroom for resting in a relaxing position. Seat return automatically stows the ottoman<sup>1</sup> and moves the seats to a position that enables easy ingress and egress.



<sup>1</sup>Rear seat ottoman on passenger side only.  
Overseas model shown. Australian specifications & features may differ.  
See your Lexus dealer for details.



Ultra Luxury grade \_\_\_\_\_ LEXUS LX

## Creating comfortable space with maximum recline angle of 48 degrees, taking a cue from the neutral body posture

### A maximum recline angle of 48 degrees (rear passenger seat)

The Ultra Luxury grade focused on enabling passengers to relax enough to sleep, even while driving off-road. With a single touch of the relax mode switch, the passenger seat slides forward to enable the rear seat to recline. In addition, the display folds down to expand forward visibility and the ottoman<sup>1</sup> deploys, creating an open and relaxing space with a maximum leg room of 1,000mm, to provide a stress-free posture from head to toe.

### Power ottoman (rear passenger seat)

The ottoman integrated into the front passenger seatback can be adjusted independently simply by sliding the passenger seat. By adjusting the position of the ottoman so that the toes rest on the seatback and the calves rest on the ottoman, the legs are comfortably supported even during off-road driving. A synthetic finish makes it easy to wipe off any dirt.

### Maximum legroom 1,000mm

240mm of slide plus 114mm of extra slide on the front passenger seat creates a maximum 1,000mm of legroom in the rear.



<sup>1</sup>Rear seat ottoman on passenger side only.  
Overseas model shown. Australian specifications & features may differ.  
See your Lexus dealer for details.

## A space that feels like a private room accommodates business and private use

### Sunshades (rear windows/manual)

For extra privacy, sunshades block outside light coming through the windows when you're relaxing in the neutral body posture. You can change the way you use the rear-seat space depending on your mood, closing the sunshades to close out the outside world when you want to concentrate on work, or opening them to enjoy the scenery.



### Separator: Separating the rear-seat space from the luggage space<sup>1</sup>

A separator provides privacy in the rear seats. In addition to preventing the interior from being seen from the luggage space, it prevents direct exposure to hot or cold outside air. The lower edge of the separator is anchored to the rear seat so that it moves with the seat when it's reclined. Placing the seat in an upright position creates space underneath the seat that can be used for luggage.



<sup>1</sup> Available on F Sport, Sports Luxury & Ultra Luxury models only.  
Overseas model shown. Australian specifications & features may differ.  
See your Lexus dealer for details.

Ultra Luxury grade \_\_\_\_\_ LEXUS LX

## Luxury refinements create a refined environment for the comfort and pleasure of Ultra Luxury passengers

### Reading lamps (left and right rear seats)

Personal rear-seat reading lamps integrated in the ceiling feature angle adjustment and a 3-step dimmer, and can be adjusted from the neutral body posture without sitting up.



### Rear Seat Entertainment System<sup>1</sup>

Individual 11.6-inch touch displays for the left and right seats let you enjoy high-definition video.



### Convenient rear console functionality<sup>2</sup>

- Wireless charger<sup>3</sup>: Charge your smartphone simply by placing it where you can easily see notifications, even in a reclined posture.
- The palm rest lets you comfortably operate the touch panel as well as providing an armrest.
- Table with 2 integrated cupholders: The table surface features self-healing paint, making it easy to repair scratches such as pen marks. Since the table is designed so it won't open when the surface is pressed, it is useful for signing documents and other tasks.
- Small storage space with 2 USB Type C charging ports, HDMI port, etc.
- Console box with 2 headphone jacks, 2 USB Type C charging ports, DC12V, and room for a blanket.



<sup>1</sup> Available Sports Luxury & Ultra Luxury models only.

<sup>2</sup> Available Ultra Luxury models only.

<sup>3</sup> Only Qi-supported devices compatible. Refer to device manufacturer. May require additional purchase of accessory to support wireless charging. Overseas model shown. Australian specifications & features may differ. See your Lexus dealer for details.



## An open forward field of view from the rear seats and comfortable air conditioning unaffected by hot sun or extreme cold

### Forward field of view

To create a spacious, open feeling for rear-seat passengers, the Rear Seat Entertainment System displays can be folded forward and stored flat with one touch from the front or rear control panel.



### Shower air conditioner & air curtain

The air conditioner keeps occupants comfortable even under a blazing sun or in extreme cold. In summer, after cooling the cabin with cool air from the ceiling-side registers, manually adjust the air volume and angle of the registers to your preference, and turn on the shower air conditioner to diffuse a breeze from above to maintain comfort that envelops the whole body while keeping the cabin from getting too cold. In winter, a warm air curtain flows around the legs to prevent cooler air spreading from the luggage compartment, further enhancing occupant comfort.



# F SPORT \_\_\_\_\_ LEXUS LX





F SPORT \_\_\_\_\_ LEXUS LX

## Exclusive F SPORT features and styling heighten an engaging driving experience

### Exclusive F SPORT exterior design

The lowered front end of the F SPORT instantly projects a powerful sporting presence, highlighting exclusive design features that include the F-mesh spindle grille with jet-black plated frame designed to enhance cooling performance, F-mesh pattern in the rear lower bumper, dynamic 22-inch forged aluminium wheels, and unique colour finish that exude F SPORT toughness.


[DISCOVER MORE ABOUT THE LX](#)



A\_F SPORT-exclusive mesh grille / B\_Jet black plated grille frame / C\_Satin-plated molding / D\_F SPORT emblem / E\_F SPORT-exclusive grille pattern / F\_Satin plating / G\_Centre cover (black material colour) / H\_F SPORT-exclusive 22-inch aluminium wheels

## Exclusive F SPORT performance

The bold F SPORT styling is brought to life in exhilarating driving performance through a host of exclusive performance enhancements. They include front and rear performance dampers, a rear stabiliser, and Torsen LSD (Limited Slip Differential) which optimally distributes drive force in response to the load on the rear left and right wheels, enhancing rear tyre traction when accelerating in a turn. Dedicated tuning of the EPS and AVS further sharpens handling stability especially in on-road driving, together with the lively sporty response that is a unique F SPORT characteristic.



F SPORT \_\_\_\_\_ LEXUS LX

## Exclusive F SPORT interior design

The dramatic Flare Red and Black F SPORT interior, complemented by Hadori aluminium ornamentation inspired by the temper pattern of Japanese swords for the trim, sets the scene for sports driving exhilaration. A focus on exclusive sporting control inspired the enhanced side supports and firm seat cushions of the front seats to maintain a stable driving posture during turns, the use of dimpled genuine leather on the steering wheel and shift lever knob to enhance grip, and honed functionality of aluminium pedals and footrest. It is reinforced by F SPORT emblems in the headrests, steering wheel and scuff plates.





### Exclusive F SPORT meters

The high-definition 8-inch CG meter features a chrome ring effect that is reinforced by the satin-plated finish of the four analogue needle gauges. The unified red illumination of the needles and meter readouts contrasts with the dark colours of the meter dials, heightening sports driving pleasure.



### Exclusive F SPORT steering wheel

The steering wheel profile designed to provide exceptional control, and the shift lever knob, are further refined by the exclusive use of F SPORT dimpled genuine leather to enhance grip, boosting the sporty design and sharpening sports control.



### Exclusive F SPORT scuff plate

The subtle F SPORT emblem embossed in the stainless steel scuff plates is an inviting reminder of F SPORT exclusivity every time you open the door.



# Safety \_\_\_\_\_ LEXUS LX





## Pre-Collision System: Designed to detect vehicles, pedestrians and cyclist

Pre-Collision System with collision avoidance with pedestrian (day or night) and cyclist (day) detection using millimetre-wave radar and monocular camera sensors<sup>1</sup>

When the system detects a vehicle, pedestrian (day or night), or cyclist (day) ahead using the millimetre-wave radar and monocular camera sensors, it is designed to alert the driver of a possible collision with a warning buzzer and alert on the multi-information display. If the driver depresses the brake pedal, pre-collision brake assist operates. If the driver cannot depress the brake pedal, pre-collision braking is activated to help avoid a collision or mitigate the impact force. Pre-collision braking operates for pedestrians and cyclist in the 10km/h to 80km/h speed range, for example helping to avoid a collision or mitigate the impact force when the difference in speed between the vehicle and a pedestrian is about 40km/h. It operates for other vehicles when the vehicle's speed is above 10km/h. For example, it is designed to help avoid a collision or mitigate the impact force when the vehicle's speed relative to a stopped vehicle is about 50km/h. The system also brakes to help reduce speed in the event of a collision with an oncoming vehicle.




### Intersection Assistance (Right/Left Turn)<sup>1</sup>

When turning right at an intersection, if the millimetre-wave radar and monocular camera sensors detect an oncoming vehicle going straight when turning right or left, or pedestrians crossing from the opposite direction, it alerts the driver and activates the brakes to help avoid a collision and mitigate damage.<sup>2</sup>



### Emergency Steering Assist<sup>1</sup>

If the Emergency Steering Assist system detects a collision with a vehicle, pedestrian or cyclist ahead is likely, there is sufficient space for the vehicle to be steered within its lane and the driver has begun an evasive steering maneuver, it assists steering to help enhance vehicle stability and prevent lane departure.<sup>3</sup>



<sup>1</sup> Driver assist feature. Only operates under certain conditions. Check your Owner's Manual for explanation of limitations.

Please drive safely. All images indicative only and not to scale.

<sup>2</sup> Cyclist detection not available with Intersection Assistance.

<sup>3</sup> System may not operate if it determines there is insufficient evasion space or an obstacle within the evasion space.

## LTA (Lane Tracing Assist)<sup>1</sup>: Providing lane-keeping assistance

When Dynamic Radar Cruise Control (with full speed range) is activated while driving on expressways and automobile-only roads, LTA reduces the load on the driver by assisting steering operation to help keep the vehicle in the lane. Even when Dynamic Radar Cruise Control (with full speed range) isn't activated, the Lane Departure Alert and Steering Assist functions continue to operate.


### Lane Centring function<sup>1</sup>

In addition to providing assistance on gentle curves, Lane Centring is designed to smoothly keep the vehicle in the centre of the lane with minimal sway. Lane tracing performance has been significantly enhanced thanks to advancement in the camera recognition technology. Even when it is difficult to detect white or yellow road markings, the system is designed to help track the vehicle ahead. In addition, when the system determines the vehicle may deviate from its lane as a result of not being able to negotiate a curve, it alerts the driver by displaying a warning and urges the driver to operate the steering wheel. The system will also decelerate in advance of an upcoming curve based on its sharpness. Keeping lateral G forces constant when driving through curves provides a stable, comfortable ride while enabling uninterrupted driver assistance, even on curves with a small radius.



### Lane Departure Alert/Steering Assist<sup>1</sup>

When the system detects possible lane or road deviations, it displays a message on the colour head-up display and multi-information display, vibrates the steering wheel, or sounds a buzzer to alert the driver. It also assists steering to help avoid lane departure. The system is designed to not only recognise white lane markings, but also the boundaries between asphalt and grass, dirt, curb stones and other objects.



<sup>1</sup>Driver assist feature. Only operates under certain conditions. Check your Owner's Manual for explanation of limitations. Please drive safely. All images indicative only.

# Broad-ranging support that helps reduce driver workload while encouraging caution

## BladeScan AHS (Adaptive High-beam System): Dramatically enhancing road shoulder and distance visibility

### Dynamic Radar Cruise Control (With full speed range)<sup>1</sup>

When the millimetre-wave radar and monocular camera sensors detect a vehicle driving ahead, the system is designed to maintain a suitable distance based on the vehicle's speed. If the preceding vehicle stops, the system is designed to stop the vehicle and remains stopped until the preceding vehicle starts moving again, and resumes tracking when the driver accelerates from a stop. This significantly reduces driver workload in stop-start traffic, such as driving on a congested freeway. The wide detection angle of the millimetre-wave radar and expanded forward recognition range of the monocular camera provide excellent recognition, especially when detecting vehicles cutting-in ahead. In addition, when a turn signal is operated at speeds of approximately 80km/h or greater, the system supports smooth driving operation by accelerating gradually in preparation to pass the preceding vehicle, even if it is travelling slowly. Further, while driving with Dynamic Radar Cruise Control activated, the Curve Speed Reduction function starts to reduce speed when the steering wheel begins to turn if it

### RSA (Road Sign Assist)<sup>1</sup>

RSA uses the monocular camera to detect speed limit road signs and displays them on the multi-information display. Speed limit signs are shown on the colour head-up display, to reduce the risk of missing road signs and help support safe driving. In addition, when the system infers that the driver has overlooked speed limit road signs, it notifies the driver by reversing the sign colours or flashing the sign display.

### BladeScan AHS<sup>1</sup>

BladeScan AHS reflects LED light onto a blade mirror rotating at high speed to smoothly illuminate the road ahead with its residual image, significantly enhancing visibility at night. The LEDs switch on and off in synchronisation with the rotating mirrors, to finely adjust illuminated and shaded areas, distributing light to enable quick recognition of distant pedestrians, road shoulders, signs, and other objects. It also helps reduce the stress of driving at night by partially blocking high beams so they do not dazzle oncoming and preceding vehicles, contributing to safe driving.



<sup>1</sup>Driver assist feature. Only operates under certain conditions. Check your Owner's Manual for explanation of limitations. Please drive safely. All images indicative only.



## A parking assist system that helps to reduce minor collisions

### RCTA (Rear Cross Traffic Alert)<sup>1</sup>

To assist safe reversing, RCTA uses quasi-millimetre-wave radars in the rear bumper to detect approaching vehicles in difficult-to-see areas behind the vehicle. When an approaching vehicle is detected, RCTA alerts the driver using a buzzer and indicator in the relevant door mirror.



### Parking Support Brake<sup>1</sup> (for static objects in front and behind, vehicles approaching from behind, and pedestrians approaching from behind) (PKSB)

#### PKSB (for static objects in front and behind)

It alerts the driver of the distance to and degree of hazard posed by static objects such as walls when travelling at low speed, with indicators on the colour head-up display, multi-information display, and front and rear buzzers. If the system determines there is a high possibility of a collision with a static object such as a wall while travelling at low speed, it is designed to apply the brakes to mitigate injury or damage.

#### PKSB (for vehicles approaching from behind)

It alerts the driver of vehicles approaching from behind when backing out of a parking space, with indicators on the door mirror and 12.3-inch touch display, and a rear buzzer. If the system determines there is a high possibility of a collision with a crossing vehicle approaching from behind, it is designed to apply the brakes to mitigate injury or damage.

#### PKSB (for pedestrians approaching from behind)

It alerts the driver of pedestrians behind the vehicle when backing out of a parking space with an indicator on the 12.3-inch touch display and a rear buzzer. If the system determines there is a high possibility of a collision with a pedestrian behind the vehicle, it is designed to apply the brakes to mitigate injury.



<sup>1</sup>Driver assist feature. Only operates under certain conditions.  
Check your Owner's Manual for explanation of limitations.  
Please drive safely. All images indicative only.

## BSM (Blind Spot Monitor) with standstill warning function: Helping to avoid collisions with doors, bicycles, and other objects

### BSM/Overtaking vehicle warning<sup>1</sup>

In addition to vehicles to the rear which are difficult to see in the door mirrors, BSM monitors adjacent lanes up to approximately 60 metres behind the vehicle to detect rapidly approaching vehicles. When a vehicle is detected, an indicator in the door mirror illuminates. If the driver operates the turn signal after an overtaking vehicle has been detected, the indicator flashes to alert the driver. In addition, if the system determines there is a high possibility of a collision with a detected vehicle approaching from behind, it rapidly flashes the hazard lamps to alert the overtaking vehicle.

### Standstill warning function<sup>1</sup>

The system's sensors are designed to detect bicycles and vehicles (two-wheeled and four-wheeled) approaching from behind while the vehicle is stopped and help avoid collisions and mitigate damage by determining the possibility of a collision with an open door when the ignition is on. If a door is opened when the system detects there is the possibility of a collision, an indicator on the door mirror flashes and a buzzer sounds to alert occupants.

### [DISCOVER MORE ABOUT THE LX](#)



### Body & frame for omnidirectional collision safety

The LX's traditional ladder frame that supports the strong structure was redeveloped to provide a high level of robustness and rigidity thanks to features such as optimal side rail cross-section characteristics, high-strength structure with optimal placement of crossmembers and high joint rigidity, and careful placement of high-tensile steel. The cabin uses high-tensile steel and a structure that effectively absorbs the energy of frontal collisions to provide an exceptional level of collision safety, to help create a safe space for occupants.



### A body that helps to protect pedestrians

High-tensile steel is used for the body frame to provide high strength while reducing weight. The aluminium engine hood was designed to maintain a buffer space around the engine compartment to help mitigate impact force to the head during a collision with a pedestrian.



<sup>1</sup>Driver assist feature. Only operates under certain conditions. Check your Owner's Manual for explanation of limitations. Please drive safely. All images indicative only.

## The passive protection of SRS airbags and tyre pressure warnings deepen peace of mind

### SRS airbags

The LX features dual- or single-stage SRS airbag (Driver's seat), dual-stage SRS airbag (Front passenger seat), SRS knee airbags (Front seats), SRS side airbags (Front and outboard rear seats), and SRS curtain shield airbags (Front and rear seats). SRS seat cushion airbags are also available on the Ultra Luxury grade second-row seats.

[DISCOVER MORE ABOUT THE LX](#)

### AL-TPWS

(Auto Location-Tyre Pressure Warning System)

AL-TPWS contributes to tyre life and fuel efficiency by displaying the pressure of each tyre including the spare tyre in the multi-information display. When low tyre pressure is detected, the display shows the air pressure value of the affected tyre in amber, together with an in-meter warning lamp.





**Utility** \_\_\_\_\_ LEXUS LX



Utility \_\_\_\_\_ LEXUS LX

## The enhanced convenience and vision of door easy closer and Digital Rear-view Mirror

### Door easy closer (Front and rear)<sup>1</sup>

An easy closer function reliably closes side doors that have been left ajar.



### Digital Rear-view Mirror<sup>1</sup>

When switched from optical to Digital Rear-view Mirror mode, the wide mirror displays real-time images from the back-up camera to provide a wider field of view unobstructed by headrests or passengers' heads, helping to safely check behind the vehicle. The high-resolution images have natural colours, and also realise clear visibility at night.





# Lexus Climate Concierge: The thoughtful comfort of automatic personalised climate control

## Lexus Climate Concierge

Lexus Climate Concierge provides whole-body comfort for each occupant. It also contributes to energy saving, limiting excessive operation by controlling overheating and overcooling. By setting their preferences in advance, occupants can enjoy continuous comfort without the need to operate the system. In this way, the Concierge provides the essence of Japanese hospitality through air-conditioning harmony where the occupants wishes are considered and everything is prepared in advance.

### Climate Concierge switches

The auto air conditioning, Heated steering wheel<sup>1</sup>, and seats with seat heater and ventilation<sup>2</sup> are activated by a single action. When an occupant is detected in the front passenger seat or an outboard second-row seat, the corresponding air-conditioning system is automatically linked to maintain individual comfort.

### Auto air conditioning with four-seat independent temperature adjustment

Air temperature and vent settings can be controlled independently for the driver's seat, passenger seat, and outboard second-row seats.

### Seats with seat heater and ventilation<sup>2</sup> (front seats and outboard second-row seats)

Quick-heating and quick-cooling functions make the ride more comfortable, while "AUTO" setting maintains whole-body comfort.

### Heated steering wheel<sup>1</sup>

In "AUTO" setting, when heater operation conditions are met, the Heated steering wheel turns on automatically and warms the wheel for a certain period of time.



<sup>1</sup> Available on F Sport, Sports Luxury & Ultra Luxury models only.

<sup>2</sup> Ventilated seats available on F Sport, Sports Luxury & Ultra Luxury models only.

Utility \_\_\_\_\_ LEXUS LX

# Thoughtful details enhance the ease of ingress and egress, and enjoyment every time you ride

## Aluminium roof rails/moonroof<sup>1</sup> (power tilt and slide)

Roof rails made of lightweight aluminium help reduce the vehicle's inertia moment. The moonroof, which creates a feeling of openness in the cabin, is standard equipment.



## Hands-free power back door (with pinch prevention and stop position memory functions)

Even if both hands are full, when carrying the Electronic Key you can open and close the back door automatically by moving your foot under the rear bumper and out again<sup>1</sup>. The opening/closing speed and sensitivity to foot movement are enhanced for ease of use.



## Side steps


The ergonomically designed sidesteps support easy ingress/egress. The size, position and height of the steps were optimised to provide good ground clearance when driving on rough roads.



## Dynamic natural audio from an exclusive surround sound system

### Mark Levinson<sup>®1</sup> Reference 3D Surround Sound System

Since it pioneered high-end audio over 40 years ago Mark Levinson<sup>®</sup> has reigned supreme, and Lexus is the only premium car brand equipped with its audio systems. Based on the Mark Levinson<sup>®</sup> PurePlay concept to realise a pure, distortion-free sound, the LX is optimally equipped with 25 speakers, the most in the Lexus lineup. 9 Unity speakers (which incorporate a tweeter and mid-range speaker in a single unit) are positioned at the same height around the cabin to create a live stage effect that extends from front to back and left to right, and clear unified reproduction of mid- and high-ranges. The system also incorporates ceiling speakers, and QLI (Quantum Logic Immersion) surround technology to create three-dimensional sound that envelops the listener in natural realistic sound with the precise positioning of a live sound stage, excellent localisation, and dynamic reproduction of sound sources, providing an inspiring listening experience as if you were in a concert hall. In addition, Clari-Fi compressed audio reproduction technology supplements bass and high frequencies lost when the music files were compressed, eliminating distortion that occurred during compression to reproduce natural vocal qualities and stereo presence. It also supports high-resolution audio playback.





LEXUS OWNERSHIP SOLUTIONS

*Lexus Ownership Solutions allows you to determine your finance costs and know the Guaranteed Future Value (GFV)<sup>+</sup> of your vehicle from the outset. It offers you choice, control and certainty. In short, everything you'd expect from Lexus.*

**How does Lexus Ownership Solutions work?**

- You choose the deposit that best fits your needs.
- You choose your term, ranging from 1 - 4 years.
- You decide on the estimated kilometres you think the vehicle will have travelled at the end of the term (the End Odometer). The End Odometer will also include any kilometres already on the vehicle.
- Lexus Financial Services (LFS) then determines the GFV<sup>+</sup> of your vehicle and calculates your monthly repayments with a final payment equal to the GFV. The GFV is the minimum value of your Lexus at the end of your finance contract. So, if you choose to return your Lexus at the end of the term, LFS will pay you the GFV which will be put towards the remaining balance owing on your account (subject to fair wear and tear conditions and agreed kilometres being met).

**The end of the term? Simply replace, retain or return.**

At the end of your term you can choose to:

- Replace or sell your Lexus using the trade-in value or sale price to pay the remaining balance of your account.
- Retain your Lexus and simply pay the remaining balance of your account (including final payment).
- Alternatively, return your Lexus and, subject to fair wear and tear conditions and the agreed kilometres being met, we'll put the GFV towards the remaining balance on your account.

**Choosing your deposit - what is best for you?**

With the flexibility of Lexus Ownership Solutions, you can choose the deposit that best fits your current needs.

- If, for example, you have funds tied up in other investments, you can choose to finance your new Lexus with a zero deposit.<sup>\*\*</sup>
- Alternatively, by using a larger deposit, you can lower your monthly repayments.
- Or, compared to other finance options over a similar term with no GFV or equivalent balloon final payment, Lexus Ownership Solutions can provide lower monthly repayments.<sup>\*\*</sup>

**Want more certainty?**

With Lexus Ownership Solutions, you've got the reassurance that at the end of the term (subject to fair wear and tear and agreed kilometres being met), you will know your GFV<sup>+</sup>, the minimum value of your Lexus from the outset, as determined by LFS.

**What happens in the case of the unexpected?**

If your vehicle incurs damage and does not meet the Fair Wear and Tear guidelines, LFS will give you the opportunity to have your vehicle repaired. Otherwise, LFS can organise the repairs and deduct the cost from your GFV. This adjusted GFV will then be the price that LFS will offer you if you return the vehicle at the end of your term. Of course, if you retain the vehicle, the condition doesn't matter, however, if you replace it or sell it privately, the condition will obviously impact your sale price.

**So what does your accountant think?**

Naturally, we think Lexus Ownership Solutions is an excellent, innovative way to put you in control of buying a new Lexus. That said, we suggest you seek independent advice to ensure Lexus Ownership Solutions is right for you.

**Wouldn't it be great if Lexus Ownership Solutions was just the beginning?**

Lexus' innovations and commitment to customer service extend well beyond Lexus Ownership Solutions. Once you purchase a new Lexus, you'll become a member of the Lexus Encore Owner Benefits Program and enjoy a host of exclusive benefits.<sup>†</sup>

For further details, simply visit your nearest Lexus dealer or see [www.lexus.com.au/owners/benefits](http://www.lexus.com.au/owners/benefits)

<sup>+</sup> The Guaranteed Future Value (GFV) is the minimum value of your new or approved demonstrator Lexus at the end of your finance contract, as determined by Lexus Financial Services (LFS). If you decide to return your car to Lexus at the end of your term, LFS will pay you the agreed GFV which will be put against your final payment, subject to fair wear and tear conditions and agreed kilometers being met. The information provided is general in nature. You should seek your own financial advice to determine whether Lexus Ownership Solutions is appropriate for your individual circumstances. Please speak with your Lexus Dealer for more information. Terms, conditions, fees and charges apply. Lexus Ownership Solutions GFV products are available to approved customers of Lexus Financial Services, a division of Toyota Finance Australia Limited ABN 48 002 435 181, AFSL and Australian Credit Licence 392536.

<sup>\*\*</sup> Lower monthly repayments compared to a similar term with no Guaranteed Future Value (GFV) or equivalent balloon final payment. Total interest charges will be higher if a GFV or balloon final payment is selected.

<sup>†</sup> Encore and Encore Platinum Benefits apply on selected new and demonstrator vehicles for a 3 year period, extended for a further 2 years limited services for UX Battery Electric Vehicle, from the date Encore is first activated by the Dealership. Inclusions may change without notice. Subject to availability. For full T&Cs and vehicle eligibility see your Lexus Dealer or [lexus.com.au/encore](http://lexus.com.au/encore).

<sup>††</sup> Approved applicants only. Terms and conditions apply. A deposit may be required for capacity reasons.

---

EXTERIOR COLOURS

*From glimmering Sonic Quartz to striking Khaki Metal, the LX comes in a range of sophisticated exterior colours. Every option comes in a luxurious finish, giving the LX a sense of presence on the road.*

---



White Nova <083><sup>\*1</sup>



Sonic Quartz <085><sup>\*2</sup>



Titanium <1J7><sup>^</sup>



Liquid Metal <1K2><sup>^</sup>



Onyx <202>



Graphite Black <223><sup>^</sup>



Khaki Metal <6X4><sup>^</sup>

BUILD AND PRICE YOUR LEXUS

<sup>^</sup> Paint featured is an optional extra at additional cost.

<sup>1</sup> Available on F Sport models only.

<sup>2</sup> Not available on F Sport models.

Lexus Australia reserves the right to vary or discontinue the current interior and exterior colours, trims and colour/trim/model combinations.

Colours and trims displayed are a guide only and may vary from actual colours due to printing/display process.

See your Lexus dealer to confirm availability when ordering your vehicle.

Overseas model shown.

Australian specifications & features may differ. See your Lexus dealer for details.

INTERIOR TRIMS

*The interior of the LX has been carefully designed using traditional Japanese Takumi craft. Alongside the new black, white and tan options there are also unique colour ways, including the Sunflare trim and Flare Red, for those looking to make a statement.*



LEATHER-ACCENTED | White  
(LX 500d & LX 600 models)



LEATHER-ACCENTED | Black  
(LX 500d & LX 600 models)



LEATHER-ACCENTED | Crimson  
(LX 500d & LX 600 models)



LEATHER-ACCENTED | Hazel  
(LX 500d & LX 600 models)



LEATHER-ACCENTED | White  
(Sports Luxury models)



LEATHER-ACCENTED | Black  
(Sports Luxury models)



LEATHER-ACCENTED | Crimson  
(Sports Luxury models)



LEATHER-ACCENTED | Hazel  
(Sports Luxury models)



PREMIUM LEATHER-ACCENTED | F Sport Black  
(F Sport models)



PREMIUM LEATHER-ACCENTED | F Sport Flare Red  
(F Sport models)



PREMIUM LEATHER-ACCENTED | Ultra Luxury Black  
(Ultra Luxury models)



PREMIUM LEATHER-ACCENTED |  
Ultra Luxury Sunflare (Ultra Luxury models)

BUILD AND PRICE YOUR LEXUS

Lexus Australia reserves the right to vary or discontinue the current interior and exterior colours, trims and colour/trim/model combinations. Colours and trims displayed are a guide only and may vary from actual colours due to printing/display process. See your Lexus dealer to confirm availability when ordering your vehicle. Overseas model shown. Australian specifications & features may differ. See your Lexus dealer for details.



---

---

ORNAMENTATION

---

---



TRIM | Shimamoku Black  
(LX 500d & LX 600 models)



TRIM | Aluminium  
(F Sport models)



TRIM | Takanoha  
(Sports Luxury models)



TRIM | Walnut Brown  
(Ultra Luxury models)

BUILD AND PRICE YOUR LEXUS

MAIN FEATURES LX

		LX 500d			LX 600				
		LX 500d	F SPORT	SPORTS LUXURY	LX 600	F SPORT	SPORTS LUXURY	ULTRA LUXURY	
DRIVETRAIN & POWERTRAIN	3.3L V6 Twin Turbo Diesel	*	*	*	*	*	*	*	
	3.5L V6 Twin Turbo Petrol	*	*	*	*	*	*	*	
	10-Speed Automatic Transmission with Manual Shift Mode	*	*	*	*	*	*	*	
	Rear Torque Sensing Limited Slip Differential (LSD)	*	*	*	*	*	*	*	
	Front & Rear Performance Dampers	*	*	*	*	*	*	*	
EXTERIOR	20" Alloy Wheels	*	*	*	*	*	*	*	
	22" Alloy Wheels	EP	*	*	EP	*	*	*	
	Heated Door Mirrors with Puddle Lamps	*	*	*	*	*	*	*	
	Moonroof	EP1	*	*	EP1	*	*	*	
	Trailer Wiring Harness Connection <sup>†</sup>	*	*	*	*	*	*	*	
	Integrated Towing Hitch Receiver <sup>†</sup>	*	*	*	*	*	*	*	
	Rear Spoiler	*	*	*	*	*	*	*	
	Roof Rails	*	*	*	*	*	*	*	
	Front & Rear Scuff Plates	*	*	*	*	*	*	*	
	Illuminated Scuff Plates	*	*	*	*	*	*	*	
	Front & Rear Mud Guards	*	*	*	*	*	*	*	
	Rear Privacy Glass	*	*	*	*	*	*	*	
	INTERIOR	Auto-Dimming Interior Rear-view Mirror	*	*	*	*	*	*	*
		Digital Rear-view Mirror	*	*	*	*	*	*	*
Multi-Colour Interior Ambient Lighting with Illuminated Gear Shifter		*	*	*	*	*	*	*	
Illuminated Side Steps		*	*	*	*	*	*	*	
8" Digital Multi-information Display (MID)		*	*	*	*	*	*	*	
Colour Head-Up Display		*	*	*	*	*	*	*	
Quad-Zone Climate Control with nanoe™ Technology, 7" Touch-Screen Display Interface & Separate Control Panel for Rear Passengers		*	*	*	*	*	*	*	
Woodgrain Steering Wheel Trim with Steering Wheel Switches and Paddle Shifters		*	*	*	*	*	*	*	
F Sport Steering Wheel Switches and Paddle Shifters		*	*	*	*	*	*	*	
Heated Steering Wheel		*	*	*	*	*	*	*	
Manual Rear Sunshades		*	*	*	*	*	*	*	
Cool Box		*	*	*	*	*	*	*	
Tonneau Parcel Shelf in Boot		*	*	*	*	*	*	*	
OPERATION		5 Driving Mode Select	*	*	*	*	*	*	*
	Multi-Terrain Monitor with Panoramic View Monitor	*	*	*	*	*	*	*	
	Power Boot	*	*	*	*	*	*	*	
	Handsfree Power Boot with Kick Sensor	EP	*	*	EP	*	*	*	
	Intermittent & Automatic Rain-sensing Wipers	*	*	*	*	*	*	*	
	Smart Start & Smart Entry System (including Back Door), plus Panic Button on Key	*	*	*	*	*	*	*	
	Finger Print Start	*	*	*	*	*	*	*	
	Smart Key Card	*	*	*	*	*	*	*	
NAVIGATION AND AUDIO	25-Speaker Mark Levinson <sup>®1</sup> Premium Surround Sound System and DAB	*	*	*	*	*	*	*	
	12.3" Multimedia Touchscreen Display	*	*	*	*	*	*	*	
	Front & Rear USB Charging Ports <sup>3</sup>	*	*	*	*	*	*	*	
	Apple CarPlay <sup>®4</sup> & Android Auto <sup>™5</sup>	*	*	*	*	*	*	*	
	Bluetooth <sup>®6</sup> with Hands-free Calling, Wireless Connection	*	*	*	*	*	*	*	
	Dual Rear Seat Entertainment with Rear HDMI Port	*	*	*	*	*	*	*	
Rear Centre Console with Seat & Audio Controls	*	*	*	*	*	*	*		

<sup>†</sup>Trailer Harness Socket Sold Separately

<sup>†</sup>Tow Hitch Sold Separately

<sup>1</sup> Product & company names are trademarks of their respective owners.

<sup>2</sup> Only Qi-supported devices compatible. Refer to device manufacturer. May require additional purchase of accessory to support wireless charging.

<sup>3</sup> Compatibility and functionality varies depending on device.

<sup>4</sup> CarPlay<sup>®</sup> is a trademark of Apple, Inc. registered in the U.S. and other countries. Android Auto<sup>™</sup> is a trademark of Google LLC.

<sup>5</sup> Bluetooth<sup>®</sup>, is a registered trademark of Bluetooth SIG, Inc. Compatibility and functionality varies depending on device.

<sup>6</sup> Lexus Connected Services complimentary period ends 3 years from delivery date. Fees and charges may apply thereafter. Not available outside Australia or if services disabled or terminated. Dependent on 3G/4G enabled DCM, GPS signal strength, mobile network coverage and other factors outside Lexus's control which can limit ability or functionality of system. Check your Owner's Manual for explanation of limitations. Please drive carefully.

LX 500d

LX 600

		LX 500d	F SPORT	SPORTS LUXURY	LX 600	F SPORT	SPORTS LUXURY	ULTRA LUXURY
SEATS	14-way Power Heated Front Seat - Driver	*	*	*	*	*	*	*
	12-way Power Heated Front Seat - Passenger	*	*	*	*	*	*	*
	48-Degree Reclining Rear Seats with Ottoman	*	*	*	*	*	*	*
	Rear Seat Massagers	*	*	*	*	*	*	*
	Heated Rear Seats (2nd Row)	*	*	*	*	*	*	*
	Front & Rear Ventilated Seats	*	*	*	*	*	*	*
	60:40 Folding 2nd Row Seats	*	*	*	*	*	*	*
	One-Way 60:40 Power Folding 2nd Row Seats	*	*	*	*	*	*	*
	Power Folding 3rd Row Seats	*	*	*	*	*	*	*
	Leather-accented Seats	*	*	*	*	*	*	*
SAFETY	F Sport Premium Leather-accented Seats	*	*	*	*	*	*	*
	Premium Leather-accented Seats	*	*	*	*	*	*	*
	Lexus Safety System <sup>†</sup> , including Pre-Collision System with Pedestrian Detection & Daytime Cyclist Detection, Lane Tracing Assist (LTA), Dynamic Radar Cruise Control, Road Sign Assist (RSA), Automatic High Beam (AHB)	*	*	*	*	*	*	*
	Blind Spot Monitor System (BSM) with Rear Cross Traffic Alert (RCTA)	*	*	*	*	*	*	*
	10 SRS airbags (Driver & Front Passenger: Front, Knee, Side; Rear: Side)	*	*	*	*	*	*	*
	12 SRS airbags (Driver & Front Passenger: Front, Knee, Side; Rear: Side, Curtain)	*	*	*	*	*	*	*
	3-year complimentary access to Lexus Connected Services including (SOS) Emergency Call, Automatic Collision Notification, Stolen Vehicle Tracking, and Remote Airconditioner Package <sup>‡</sup>	*	*	*	*	*	*	*
	Multi-Terrain Select (MTS)	*	*	*	*	*	*	*
	Downhill Assist Control, Hill-Start Assist, Crawl Control, Active Traction Control	*	*	*	*	*	*	*
	Vehicle Dynamics Integrated Management (VDIM)	*	*	*	*	*	*	*
	Front & Rear Parking Support Brake (PKSB) with Parking Sensors	*	*	*	*	*	*	*
	Reversing Camera with Rear Camera Washer	*	*	*	*	*	*	*
	Adaptive High-Beam System (AHS)	*	*	*	*	*	*	*
	LED 3-Eye Projector Headlamps; Auto-levelling System, Headlamp Cleaners & Welcome Function	*	*	*	*	*	*	*
Front & Rear Fog Lamps	*	*	*	*	*	*	*	
LED Daytime Running Lamp (DRL), Rear Lights & Reversing Lights	*	*	*	*	*	*	*	
Cornering Lamps	*	*	*	*	*	*	*	
TPWS (Tyre Pressure Warning System)	*	*	*	*	*	*	*	
Adaptive Variable Suspension (AVS)	*	*	*	*	*	*	*	

EP = Enhancement Pack

BUILD AND PRICE YOUR LEXUS

**SPECIFICATIONS**

	LX 500d	LX 600	
DIMENSIONS AND WEIGHT (APPROXIMATE) <sup>1</sup>	Overall Length (mm)	5100 5090 (F Sport)	5100 5090 (F Sport)
	Overall Width (mm)	1990	1990
	Overall Height (mm)	1885 1895 (LX 500d + EP, F Sport & Sports Luxury models)	1885 1895 (LX 600 + EP, F Sport, Sports Luxury & Ultra Luxury models)
	Wheelbase (mm)	2850	2850
	Tread (mm)	Front: 1675 Rear: 1675	Front: 1675 Rear: 1675
	Maximum Kerb Weight (kg)	2690 (LX 500d & Sports Luxury) 2685 (F Sport)	2680 (LX 600) 2630 (F Sport) 2640 (Sports Luxury) 2660 (Ultra Luxury)
	Gross Vehicle Mass (GVM) (kg)	3280	3280
	Seating Capacity	7 (LX 500d) 5 (F Sport & Sports Luxury)	7 (LX 600) 5 (F Sport & Sports Luxury) 4 (Ultra Luxury)
	Braked Towing Capacity (kg) <sup>2</sup>	3500	3500
CHASSIS	Suspension	Front: Double Wishbone Rear: Multi-link	Front: Double Wishbone Rear: Multi-link
	Steering System	EPS (Electric Power Steering)	EPS (Electric Power Steering)
	Brakes (mm)	Front: 354/32 Ventilated Discs Rear: 335/20 Ventilated Discs	Front: 354/32 Ventilated Discs Rear: 335/20 Ventilated Discs
	Minimum Turning Radius (Tyres) (m)	6	6
	Fuel Tank Capacity (L)	80L Main Tank (LX 500d & LX 500d + EP) 80L Main Tank/30L Sub Tank (F Sport & Sports Luxury)	80L Main Tank/30L Sub Tank
	Tyres	265/55R20 113V (LX 500d only) 265/55R22 112V	265/55R20 113V (LX 600 only) 265/55R22 112V
ENGINE	Type	Diesel	Petrol
	Description	3.3L Twin Turbo Diesel 6-cylinder, V Type, 24-Valve, DOHC, Chain Drive, Turbo Charged with Intercooler (intake)	3.5L Twin Turbo Petrol 6-cylinder, V Type, 24-Valve, DOHC, Chain Drive, Turbo Charged with Intercooler (intake)
	Capacity (cc)	3346	3445
	Maximum Power	227kW @ 4000rpm	305kW @ 5200rpm
	Maximum Torque	700Nm @ 1600-2600rpm	650Nm @ 2000-3600rpm
	Fuel Economy (Combined, L/100km) <sup>3</sup>	8.9	12.1
Carbon Dioxide (Combined, g/km) <sup>4</sup>	235	275	
DRIVETRAIN	Driven Wheels	AWD	AWD
	Transmission	Automatic Direct Shift - 10AT	Automatic Direct Shift - 10AT



<sup>1</sup> Weights/mass/volumes/dimensions are approximate and subject to individual vehicle variances, and should be confirmed before fitting any accessories, towing or otherwise relying on this value.

<sup>2</sup> Towing capacity subject to regulatory requirements, and vehicle & equipment design limitations. Ask your dealer for more information, including Lexus Genuine Towbar capacity and availability.

<sup>3</sup> Achieved in test conditions for comparison purposes only. Actual fuel consumption varies depending on driving conditions/style, vehicle condition, load and options/accessories fitted.

<sup>4</sup> Emissions vary depending on fuel type, drive train, driving conditions/style, vehicle condition & options/accessories fitted.

<sup>\*</sup> F Sport models.

<sup>^</sup> Models with 20" wheels.

<sup>~</sup> Models with 22" wheels.

Overseas model shown. Australian specifications and features may differ. See your Lexus dealer for details.

Lexus Australia uses its best endeavours to ensure material is accurate at the time of publishing. All information must be confirmed with your Lexus dealer at the time of ordering, as specifications, applicability and availability may change over time.

Colours depicted are a guide only and may vary from actual colours due to the printing/display process. Lexus Australia reserves the right to change and/or discontinue, without notice, models, prices, colours, materials, equipment, specifications.

To the extent permitted by law, Lexus Australia will not be liable for any damage or loss incurred from relying on the information and images contained in this material. Distributed nationally by Lexus Australia a division of Toyota Motor Corporation Australia Limited ABN 64 009 686 097. Proof: L2022-000086. Published 04/2022.

[BUILD AND PRICE YOUR LEXUS](#)