



**GEELY**  
EMGRAND

by



**m i c r o**

**EMGRAND**

European Standard  
High Performance Sedan







Everything stands still for this moment in which honorable, mature, and graceful appearance reveals its uncompromised stability. The combined appearance of European style and fashionable aesthetics makes the whole car steady, vivid and exceptionally elegant. It's time to redefine the engineered elegance and embrace tomorrow.

ELEGANCE WITH  
UNCOMPROMISED STABILITY

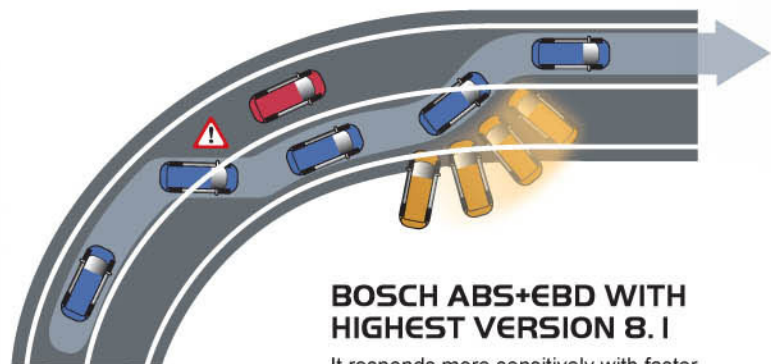




Drive, corner, accelerate, reaching the place in safe and sound is as easy as that. EMGRAND7 knows the most important thing for the driver is safety and ensures C-NCAP five-star safety and comprehensive care with impressive handling and high performance.

## EXTRAORDINARY SAFETY

with ABS+EBD  without ABS+EBD 



### BOSCH ABS+EBD WITH HIGHEST VERSION 8.1

It responds more sensitively with faster speed. The braking distance is 40m when driving at the speed of 100 km/h.



### FULLY OPTIMIZED HIGH-STIFFNESS BODY STRUCTURE WELDING TECHNIQUE

The technology of laser seamless welding is adopted. The welding spots of the entire car reach up to 4750, which greatly enhance the body strength. The high-safety body design, abundant high-strength steel plate applied and optimized dimension can effectively decompose the collision energy, ensuring the integration of passenger compartment and safety of passengers.



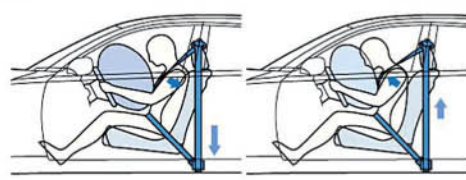
### Dual Safety Airbags

Front dual airbags are advanced CAD designed, analyzed and optimized by CAE and inspected by lots of experiments.



### 4-WHEEL DISC BRAKE

The front and rear solid disc brakes have good reactivity, stability and heat dispersion.



### FRONT PRETENSION SAFETY BELT

When a collision occurs, the pretensioner device will tighten the safety belt in instance and fix the passengers onto seat firmly to prevent the accident. If the tightening force exceeds a certain limit, the force-limit device will loosen the safety belt properly to release the force which may injure the chest of passengers.

## DYNAMIC EXTERIOR

### 1 FRONT GRILL

The U-shaped air-inlet grill welded with loricae looks mature and steady. Ample air-inlet port ensures sufficient air.



### 2 FRONT BUMPER

The body-colored bumper which can absorb the collision energy to relieve the impact force adopts the most advanced streamline design with pedestrian protection, efficiently protecting the safety of pedestrian.



### 3 DIAMOND-SHAPED CRYSTAL HEADLIGHT

It has chrome-plate mirror surface and three-dimensional structure, which brings more efficient illumination.




### 4 STEERING WARNING LIGHT

The steering warning light of three-dimensional LED rearview mirror provides good warning effect for vehicle in front, increasing the safety of driving.



### 5 HIGH-MOUNTED LED BRAKE LIGHT

It is composed of 15 LED lights, which adds unique style and modern element to the whole car. It provides good warning effect for the backward vehicle when braking, reducing the danger of rear-end collision.



### 6 FASHIONABLE BIONIC SIDE

The swordfish streamlined waistline, the fleet-lined shoulder and the axe curved surface makes the whole car look fashionable, grandeur and full of energy.



### 7 WHEEL HUB

The classical 5-spoke wheel is designed fashionably and full of dynamic sense, which shows modern and sporty temperament. The whirlwind 6-spoke wheel is rigid and firm, and the aluminum-alloy wheel has good performance of heat dispersion and increases the aesthetics element.



Vienna Gold

Alps Silver

Scotland Red

Athens White

Danube Blue

Gothic Black

Mocha Red

Declaration: The configuration and color listed above may be changed according to the dealer stores. All rights reserved by Geely International Corporation or Geely authorized local partner



# DYNAMIC EXTERIOR

## 1 FRONT GRILL

The U-shaped air-inlet grill welted with loricae looks mature and steady. Ample air-inlet port ensures sufficient air.



## 2 FRONT BUMPER

The body-colored bumper which can absorb the collision energy to relieve the impact force adopts the most advanced streamline design with pedestrian protection, efficiently protecting the safety of pedestrian.



## 3 DIAMOND-SHAPED CRYSTAL HEADLIGHT

It has chrome-plate mirror surface and three-dimensional structure, which brings more efficient illumination.




## 4 STEERING WARNING LIGHT

The steering warning light of three-dimensional LED rearview mirror provides good warning effect for vehicle in front, increasing the safety of driving.



## 5 HIGH-MOUNTED LED BRAKE LIGHT

It is composed of 15 LED lights, which adds unique style and modern element to the whole car. It provides good warning effect for the backward vehicle when braking, reducing the danger of rear-end collision.



## 6 FASHIONABLE BIONIC SIDE

The swordfish streamlined waistline, the fleet-lined shoulder and the axe curved surface makes the whole car look fashionable, grandeur and full of energy.



## 7 WHEEL HUB

The classical 5-spoke wheel is designed fashionably and full of dynamic sense, which shows modern and sporty temperament. The whirlwind 6-spoke wheel is rigid and firm, and the aluminum-alloy wheel has good performance of heat dispersion and increases the aesthetics element.



Vienna Gold

Alps Silver

Scotland Red

Athens White

Danube Blue

Gothic Black

Mocha Red

Every detail of EMGRAND7 is an expression of charming yet dynamic elegance. What you are looking at has been built to bring you pure driving pleasure with honorable emotion.

**3 YEAR WARRANTY**  
or 100,000KM\*

**★★★★★ SAFETY RATING**

## SPECIFICATIONS

Item	1.8-Manual Transmission		1.8-Automatic Transmission				
	GS		GS				
<b>Specifications</b>							
Vehicle Dimensions (L/W/H)	mm	4635/1789/1470	4635/1789/1470				
Interior(L/W/H)	mm	1870/1280/1150	1870/1280/1150				
Wheel Base	mm	2650	2650				
Wheel Distance (Front/Rear)	mm	1502/1492	1502/1492				
Min. Ground Clearance	mm	167	167				
Min. Turn Radius	m	5.25	5.25				
Base Curb Mass	kg	1280	1258				
Trunk Volume	L	680	680				
Fuel Tank Capacity	L	50	50				
Tyre		205/65R15	205/65R15	215/55R16	205/65R15	205/65R15	215/55R16
<b>Engine</b>							
Engine Type		4G18		4G15			
Type		L4 16V CVVT DOHC		L4 16V CVVT DOHC			
Displacement	cc	1792		1792			
Max. Output	Km/rpm	102/6000		102/6200			
Max. Torque	Nm/rpm	172/4200		172/4200			
Compression Ratio		10.1		10.1			
Max. Speed	km/h	180		180			
Gearbox		5MT		5AT			
Fuel Consumption	L/100km	7.3					
Emission Standard		Euro IV		Euro IV			
<b>Brake System, Suspension System and Driving Type</b>							
Brake System (Front/Rear)		All Disc		All Disc			
Suspension System (Front/Rear)		MacPherson/Trailing Arm		MacPherson/Trailing Arm			
Driving Type		FF		FF			
<b>Exterior</b>							



1470mm

Tread front/rear: 1502/1492mm



1470mm

1789mm



Wheelbase: 2650mm

4635mm

Declaration: The configuration and color listed above may be changed according to the dealer stores.  
All rights reserved by Geely International Corporation or Geely authorized local partner





**m i c r o**

**Our National Pride**

**Corporate Office**

No: 873, KandyRoad, Wedamulla, Kelaniya. Sri Lanka.

Tel: 011-7- 844 844

Email: Sales@trans-mec.com

Web: www.microholdings.lk

**Factory**

**Export Processing Zone**

Kegalle Road, Polgahawela