

SANTA FE



The evolution of the family SUV

The new SANTA FE is the perfect SUV for families.

Wider, smarter, and more majestic, this urban family SUV has evolved in an even more creative direction. Spending time in the SANTA FE will enrich the entire family's lifestyle.



Calligraphy (Glacier White Metallic)



The moment you get into a SANTA FE, an exciting journey begins.
For our customers, who value the companions of a trip over the destination, the magic of driving will continue for as long as special memories with the family are made.



Calligraphy (Glacier White Metallic)

Calligraphy

Calligraphy is the most advanced trim level with attractive design details that stand out in urban environments. The elegant exterior design and improved interior design create an identity that is unique to the Calligraphy trim.



Calligraphy (Glacier White Metallic)



Calligraphy (Glacier White Metallic)

The dark chrome radiator grille and the rear skid plate, which are exclusive to the SANTA FE, and the body-colored cladding give the Calligraphy model a beautiful look that is certain to make on-lookers look twice. The two-tone interior adds to the SANTA FE's modern aesthetic.



Front design



Rear design



Interior design

Calligraphy (Light Gray)

* The screen layout/design of the infotainment system may change with the regular updates.

Design

The style of a premium urban SUV is achieved by applying a seamless rear-end design to a silhouette that is strong yet graceful. The 20-inch wheels, which are aerodynamic, give the vehicle a sense of stability.



Prestige Full Option (Lagoon Blue Pearl)



Prestige Full Option (Magnetic Gray Metallic)



Prestige Full Option (Taiga Brown Pearl)

The T-shaped LED daytime running lights form a structural contrast with the horizontal grille. They also add a finishing touch to the front end's heavy, solid design and help forge the SANTA FE's strong identity.



Prestige Full Option (Lagoon Blue Pearl)

Space

The SANTA FE's interior, which offers comfortable seats and multiple storage compartments, maximizes utility and emotional satisfaction for both driver and passenger. An electronic gear selector enhances the efficiency of space while giving the interior a modern and simple design.



Prestige (Brown)



Prestige (Brown)

* The screen layout/design of the infotainment system may change with the regular updates.



Calligraphy (Light Gray)

The SANTA FE is a family SUV that offers plenty of interior space (two or three rows) for passenger comfort. There is a smart, one-touch walk-in switch that makes accessing the third row easy for the entire family.



Smart one touch walk-in & folding

When pressed, the walk-in button located on top of the second-row seats folds the seatbacks forward so third-row passengers can comfortably enter and exit the vehicle.



Third row safety support handle

To ensure that children, senior citizens, and people with disabilities sitting in the third row are able to get in and out of the vehicle safely and conveniently, support handles has been built into the inner part of the passenger doors.

Convenience

The personalized profile, which is linked to the digital key, adjusts the seating position and offers a driving mode that is tailored to the driver's preferences. The 12.3-inch Full LCD cluster and the 10.25-inch navigation touchscreen make the driving experience safe and comfortable by providing diverse content.



Hyundai Digital key

This function allows the driver to enter the car and turn on the ignition without the car's key. Depending on preference, you can choose a personalized service, in which the vehicle remembers only one user, or share the use of the vehicles among multiple users.

Wireless phone charger

Compatible smartphones can be placed on the charging pad and charged without a separate cable, which makes the process easy and hassle-free.

* The Hyundai Digital Key NFC can only be used via smart phones programmed with this function. For compatible smart phone models, please refer to the Hyundai Motor website.
The Apple iPhone blocks the service that enables the NFC function. Therefore, customers who have iPhones may not be able to use a smart phone-based digital key.

* The screen layout/design of the infotainment system may change with the regular updates.



Driver recognition-style smart driving mode (Smart Shift 2.0)

This function learns each user's driving patterns. When smart mode is selected, the SANTA FE remembers your driving habits, saves them to your profile, and automatically selects the driving mode (Eco, Comfort, Sport) that best suits your style.



12.3-inch Full LCD cluster

The high-resolution, 12.3-inch full LCD instrument cluster completes the SANTA FE's high-tech image. Its color and design change depending on the driving mode selected.



Hyundai CarPay

The driver can use the navigation screen to make payments from inside the vehicle through a credit card pre-registered to a SANTA FE-exclusive mobile app, without needing cash or a physical credit card, at Hyundai Motor partner stores. This function makes the driver's daily routine significantly more convenient.

Built-in Cam (includes external battery)

The video-capture devices, which are embedded in the front and rear of the car and feature high-resolution cameras, are connected to the infotainment system, enabling the user to easily save and play high-resolution videos. Other functions include time-lapse recording and zoom.

Diverse cutting-edge technologies offer a completely new driving experience, from the many different moods created by the 64-color ambient mood lighting to the smart posture control, which protects the driver's spine during long drives.



Ambient mood lighting
The 64-color ambient mood lighting, which shines through the dashboard and the center console, creates a number of different interior atmospheres.



Dual-zone full automatic air conditioning (air cleaning mode)
A fine dust sensor monitors the quality of the air inside the car in real time, offering constant updates on air quality on the screen. Once the fine dust concentration reaches a certain point, the air-purifying function is activated automatically to ensure a clean and fresh environment inside the vehicle.

Smart posture control system
If you enter your height, weight, and seat height in the infotainment screen, the system calculates the best position for the driver's seat, outside mirrors, and head-up display.



Blind-spot View Monitor
Engaging the turn signal in either direction shows the driver video footage of what's next to and behind the car in the instrument cluster.

Surround View Monitor
Four high-resolution cameras show blind spots in the front, rear, and sides so that the driver can park the car safely. The surround-view camera makes entering a car wash station as convenient as possible.



Remote Smart Parking Assist
This function lets the driver enter and leave a parking space from outside of the car by using the Smart Key button to move the car forward or backward.

* The screen layout/design of the infotainment system may change with the regular updates.

Performance

The next-generation platform that the SANTA FE is built on has a low center of gravity, which makes high-speed driving safer. The engine's powerful performance and ability of the 8-speed wet DCT to rapidly change gears put the SANTA FE at the vanguard of new SUVs.

Smartstream Diesel 2.2 engine

202 Max. Power
ps/3,800rpm

45.0 Max. Torque
kg-m/1,750-2,750rpm

14.2 Gas mileage
km/ℓ (18-inch tire/8-speed A/T/
2WD, Without built-in cam)

Smartstream Gasoline 2.5 Turbo engine

281 Max. Power
ps/5,800rpm

43.0 Max. Torque
kg-m/1,700-4,000rpm

10.8 Gas mileage
km/ℓ (18-inch tire/8-speed A/T/
2WD/5-seater, Without built-in cam)

Next-generation platform

Lowering the center of gravity and optimizing the suspension tuning made the interior even wider while making the SANTA FE safer. These changes also minimize vibrations and noise while driving at high speeds.



HTRAC

Electronic All-Wheel Drive system (HTRAC)

By actively and continuously distributing power to the front and rear wheels in accordance with changes in the driving environment, the HTRAC system provides a pleasant driving experience by automatically compensating for environmental factors of which the driver may be unaware.

Drive Mode/ Multi Terrain Mode

The driver can choose from diverse drive modes based on personal preferences or road conditions. The status of each drive mode can be verified via cluster or navigation display.



Hyundai SmartSense

The SANTA FE's state-of-the-art driver support system prioritizes the safety of the driver and the passengers from the moment they get in. It also keeps them safe while driving, parking, and getting out.

It goes beyond offering everyday comfort features to bring about a fundamental change of lifestyle.



Forward Collision-avoidance Assist

After detecting a vehicle, pedestrian, or bicycle in front of the car (omnidirectional camera) or a car on the opposite side of an intersection and determining the risk of collision by analyzing the signals sent from the front camera and radar, the driver is notified of the potential risk with a warning. When necessary, the brake is activated to minimize damage.



Blind-spot Collision-avoidance Assist

The SANTA FE emits an audible warning if it detects a collision with another vehicle (traveling either next to the SUV or behind it) is imminent after the driver engages the turn signal to change lanes. It automatically acts to prevent the collision if necessary. When backing out of a parking spot, the vehicle automatically stops if it detects a collision with a car approaching from the side or the rear is imminent.

Safety Exit Assist

The SANTA FE emits an audible warning if it detects a collision with another vehicle (traveling either next to the SUV or behind it) is imminent while it is parked and a passenger is opening one of the doors. This function also activates the electronic child lock to ensure rear-seat passengers don't step out onto traffic.

* If a passenger attempts to open the door while a vehicle is approaching from a blind spot, the passenger will be alerted to the situation via an alarm emitted from the instrument cluster. An audible alert is emitted via the door speakers (when the KRELL sound system is fitted).



Driver Attention Alert

This function monitors the driver's attention level while he or she is driving. It issues a warning if it detects the driver becomes distracted.



Lane Following Assist

The front-facing camera measures the dimensions of the SANTA FE's lane, which allows the SUV to keep itself in the middle of its lane by automatically making steering inputs.



Highway Driving Assist

This function maintains a safe, pre-set distance between the SANTA FE and the vehicle ahead of it while driving on the highway. It also holds a pre-set speed and keeps the SANTA FE in the middle of its lane, even when going around a bend.

* When using the Highway Driving Assist function, the driver must keep his or her eyes forward and hands on the steering wheel for safety purposes.



Rear Cross-Traffic Collision-Avoidance Assist

The SANTA FE emits an audible warning if it detects a collision with an approaching vehicle (coming from either direction) is imminent while backing up. It automatically applies the brakes if the driver does not react or in the event of increased likelihood of collision.

Parking Collision-Avoidance Assist-Rear

If the SANTA FE detects a collision with a person or an object is possible while it's backing up, it warns the driver by emitting an audible alarm. The vehicle is automatically stopped if the risk of a collision continues to increase.

Premium



18-inch front-processed alloy wheel



Premium (Magnetic Gray Metallic)



Chrome-plated radiator grille
4.2-inch color LCD cluster

LED headlamp
(including a LED Daytime Running Light)
8-inch display audio

Exterior mirror
Manual air conditioning

Rear combination lamp
Electronic Parking Brake
(with automatic vehicle hold)

Chrome exterior door handles
Ventilated front seat

* The specifications in this brochure may vary by model and options included. For detailed specifications, please refer to the price list catalogue for the relevant month.

Prestige



18-inch front-processed alloy wheel



20-inch front-processed alloy wheel



Prestige (Creamy White Pearl)



Chrome-plated radiator grille & Skid plate
Dual-zone full automatic air conditioning
(with fine particle sensor, auto defog system, and air cleaning mode)

Full LED projection headlamp
(with LED turn signal lamp)
Smart Cruise Control with Stop & Go

Roof rack
10.25-inch navigation system

Safety power window (first and rows)
Automatic driver's seat comfort control system

Smart power tailgate*
Rear manual door curtain

* The specifications in this brochure may vary by model and options included. For detailed specifications, please refer to the price list catalogue for the relevant month.
※ The driver can adjust the maximum height to which the tailgate opens by setting the tailgate to the desired height and pressing and holding the "Close" button for an extended period of time.

Calligraphy



Exclusive 20-inch front-processed alloy wheel



Calligraphy (Glacier White Metallic)



Dark chrome radiator grille
12.3-inch Full LCD cluster



Body color cladding
Head-Up Display



Rear chromed skid plate
Wireless phone charger



Double-glazed soundproof glass (first and second rows)
Ambient mood lighting



Semi-punching leather-upholstered steering wheel
Integrated Memory System



N Performance

N Performance Parts leverages Hyundai Motors' technologies and extensive experience to offer a completely new high-performance sensibility.

Dual exhaust tip & Rear skid plate (Diesel exclusive)



N Performance Suspension



Monotube shock absorber

Red lowering spring

Monoblock brake & 20-inch lightweight wheel package



Monoblock 4-pad caliper, Hybrid disc / Low steel pad

20-inch lightweight black wheel (rear carbon wheel cap)
* Available for purchase separately

H Genuine Accessories

H Genuine Accessories supports the needs and lifestyles of customers who seek new levels of customization with a wide range of convenient functions and leisure products.



Mega Palace car tent (Aftermarket exclusive)

Built-in air purifier



Infrared knee warmer



Driver's seat (first row)

Rear Seat Entertainment



Sound system-linked vibration seats



Vibration seats (driver/passenger)

Side step



Colored side step (Calligraphy exclusive)
Side step (Prestige/Premium exclusive)

LED lighting package



LED tailgate lamp (touch-activated)



LED Overhead console lamp / LED Illuminated glove box / LED Luggage lamp



LED Sunvisor lamp / LED Room lamp



LED Door spot lamp



LED License plate light

Protection mat package



Floor mat




Luggage mat



Luggage screen / Luggage net

PET I



Harness (Small / Medium) / Safety belt tether, ISOFIX seatbelt (Light Violet / Dark Mint / Navy / Gold Beige)

PET II



Covers for the front seats (passenger's seat) / Covers for the second row

* The specifications in this brochure may vary by model and options included. For detailed specifications, please refer to the price list catalogue for the relevant month.

* Aftermarket dealer of customized goods: N Performance parts Mall (www.Nperformancemall.com), H Genuine Accessories Mall (Hgenuinemall.com) * Mega Palace car tent dealer: Zed Korea (zedkorea.co.kr)

* The available trim and exterior color may vary depending on the H Genuine Accessories package. For further information, please refer to the price list for the month of purchase.

* Pet packages are available as optional extras when purchasing a SANTA FE. * The colored side steps (Calligraphy exclusive) are painted in the same shade as the body to increase the design's elegance and continuity.

Interior colors

Black mono-tone Artificial leather seat / Knit



Black mono-tone Artificial leather seat / Melange knit




Brown Leather seat



If selecting Design Plus

Black mono-tone Leather seat



If selecting Design Plus


Dark Beige Leather seat




If selecting Design Plus

Calligraphy exclusive


Black mono-tone Nappa leather seat




Camel Nappa leather seat



Light Gray Nappa leather seat



Exterior colors



* Forest Gray Metallic is exclusive to Calligraphy.

Color combination chart

Exterior / Interior	Creamy White Pearl (WW2)	Magnetic Gray Metallic (M2F)	Forest Gray Metallic (R2F)	Glacier White Metallic (W3A)	Taiga Brown Pearl (RN7)	Lagoon Blue Pearl (UE3)	Abyss Black Pearl (A2B)
Black mono-tone / Artificial leather seat	●	●	-	●	●	●	●
Black mono-tone / Leather seat (If selecting Design Plus)	●	●	-	●	●	●	●
Brown / Leather seat (If selecting Design Plus)	●	●	-	●	●	●	●
Dark Beige / Leather seat (If selecting Design Plus)	●	●	-	●	●	●	●
Black mono-tone / Nappa leather seat (Calligraphy exclusive)	●	●	●	●	●	●	●
Camel / Nappa leather seat (Calligraphy exclusive)	●	●	●	●	●	-	●
Light Gray / Nappa leather seat (Calligraphy exclusive)	●	●	●	●	●	●	●

Dimensions



Unit : mm
Track width includes 255/45R20 tires / Overall length () includes rear skid plate / Overall width () includes side steps / Overall height () includes roof rack

Specifications

Classification	Smartstream Diesel 2.2	Smartstream Gasoline 2.5 Turbo
Overall Length (mm)	4,785 (4,800)	←
Overall Width (mm)	1,900 (1,910)	←
Overall Height (mm)	1,685 (1,710)	←
Wheel Base (mm)	2,765	←
Wheel Tread, Front (mm)	1,646(18") / 1,637(20")	←
Wheel Tread, Rear (mm)	1,656(18") / 1,647(20")	←
Engine type	Smartstream D2.2	Smartstream G2.5T-GDI
Displacement (cc)	2,151	2,497
Max. Power (PS/rpm)	202 / 3,800	281 / 5,800
Max. Torque (kg-m/rpm)	45.0 / 1,750 – 2,750	43.0 / 1,700–4,000
Fuel Tank (ℓ)	67	←

Model	Displacement (cc)	Unladen Vehicle Weight (kg)	Tire (inch)	Fuel efficiency reported to the government (km/ℓ)				
				Combined	City	Highway	CO ₂ emissions (g/km)	Grade
Smartstream D2.2 2WD (8-speed A/T)	2,151	1,785_7-seater / 1,735_5-seater	18	14.2	13.0	15.9	134	2
				↑	13.6	12.5	15.3	139
Smartstream D2.2 2WD (8-speed A/T) + Built-in cam	2,151	1,785_7-seater / 1,735_5-seater	18	13.9	12.7	15.8	136	2
				↑	13.2	12.0	15.1	144
Smartstream D2.2 AWD (8-speed A/T)	2,151	1,850_7-seater	18	13.5	12.3	15.3	141	↑
				↑	12.8	11.7	14.4	149
Smartstream D2.2 AWD (8-speed A/T) + Built-in cam	2,151	1,800_5-seater	18	13.2	12.0	15.1	144	3
				↑	10.5	9.4	12.2	161
Smartstream G2.5T 2WD (8-speed A/T)	2,497	1,740_7-seater	18	10.8	9.6	12.8	156	↑
				↑	10.1	9.2	11.5	167
Smartstream G2.5T 2WD (8-speed A/T) + Built-in cam	2,497	1,690_5-seater	18	10.4	9.3	12.2	162	4
				↑	10.8	9.6	12.7	156
Smartstream G2.5T AWD (8-speed A/T)	2,497	1,800_7-seater / 1,750_5-seater	18	9.9	8.9	11.4	172	4
				↑	9.5	8.6	10.9	178

Maintain a constant speed to drive more efficiently.
-The fuel economy described above is based on the standard model and may differ during actual driving depending on road conditions, driving technique, cargo load, vehicle maintenance, and outdoor temperature. -Some parts might be modified without notice to comply with stricter diesel emissions regulations. These changes might have an effect on fuel efficiency figures. -Some of the images presented here include optional specifications, so their appearance may differ from the car you purchase. -The specifications, colors, and sources presented here may be modified to improve vehicle exterior and performance. -The engine performance described above is the "Net Number," a new measure reflecting exhaust resistance that complies with legislation enforced by Korea's Ministry of Land and Transport since 1997. It can be marginally lower than "Gross Output Number," the previous measurement. -Leather seat include some artificial leather. -Vehicle colors presented here may differ from actual appearance. -Hyundai Motor Company sells cars only through its branches and designated dealers. Hyundai Motor Company is committed to fair trade practices, with the same price and quality of vehicles nationwide. -Use of non-genuine parts (such as engine oil and transmission oil) or poor quality fuel may severely damage the vehicle. -For more information about the new technologies and specifications described in this brochure, please refer to a user's manual.

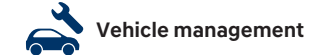
Bluelink The advanced technology of Hyundai's BlueLink system helps keep both the driver and the vehicle safe in any situation. BlueLink is always there to keep you safe, regardless of the location or time of day. Experience the unique joy of safe and comfortable driving.



Remote control
In the extremely hot summer or cold winter months, you can link your smartphone to the air conditioner or heater to set and control the temperature inside the vehicle. Enjoy a pleasant driving experience with BlueLink.



Safety security
The BlueLink Center works 24 hours a day, 365 days a year. If an airbag opens due to an accident, the Center automatically detects your location and takes appropriate actions according to the situation, such as contacting the police, ambulance, insurance company, etc.



Vehicle management
Services include real-time trouble detection while the vehicle is running and regular vehicle inspections on pre-arranged dates. In the event of vehicle trouble, immediate professional consulting is available, and you may conveniently make reservations for repair at the time and location of your choice.



Navigation
This function enables the driver to conveniently search for destinations through voice command and suggests optimum routes based on an independent analysis of real-time traffic information. The driver can search a database of up-to-date information to find even newly created destinations.


*Free of charge for five years for customers who have purchased a vehicle and are applying for BlueLink membership for the first time: Remote control, Safety security, Vehicle management, Navigation.


* Inquiries: Blue Link Kakao Talk Customer Service Center (enter "Blue Link" in Kakao Talk search screen and add as friend)


Hyundai Motor Company's SNSs


 **Naver Post**
post.naver.com/abouthyundai

 **Facebook**
facebook.com/AboutHyundai

 **Instagram**
instagram.com/about_hyundai

 **YouTube**
youtube.com/user/AboutHyundai

 **KakaoStory**
story.kakao.com/ch/hyundai

 **Twitter**
twitter.com/About_Hyundai

Hyundai Motor Company website : hyundai.com Customer Center : 080-600-6000

Inquiries for Purchase



We promise to provide uniform prices and consistent services of the highest quality at all our branches and dealerships.



Hyundai Motor Company ranked first for the seventh consecutive year in 2020 across all segments (semi-mid-size, mid-size, full-size, and RVs)



2020 Korea Customer Satisfaction Index (KCSI)
 Ranked 1st in the sedan sector for 27 consecutive years
 Ranked 1st in the RV sector for 17 consecutive years



2020 KS-QEI (Korea Standard-Quality Excellence Index)
 Ranked first in 10 categories
 (all related to: passenger car, SUV, and car repair)

* The images used in this brochure are intended to enhance customers' understanding and are focused on high-end models and optional features.

* The features introduced in this brochure may vary from model to model. Please refer to the monthly price table for more detailed features of each model.