

PRIUS PLUG-IN HYBRID



TOYOTA

ALWAYS A
BETTER WAY



5 year
TOYOTA
WARRANTY

WHY SHOULD I CHOOSE THE PRIUS PLUG-IN HYBRID?

THE PIONEERING HYBRID WITH EXTENDED ELECTRIC RANGE. IT'S A JOY TO DRIVE!

Contents

- 4 Performance
- 8 Charging
- 10 Design
- 16 Technology
- 18 Safety
- 22 BP Chargemaster
- 24 Grades
- 26 Accessories
- 28 Colours and trims
- 30 Specifications
- 34 Equipment
- 38 Ownership



The Prius Plug-in Hybrid combines the strengths of advanced hybrid technology with the benefits of extended EV driving. It feels good too. Enjoy a truly unforgettable driving experience with powerful acceleration and silky smooth driving dynamics, while being confident in the knowledge that you are also being incredibly efficient.

Choose electric for no fuel or emissions on daily trips and rely on the efficient hybrid technology for longer journeys.

MORE DISTANCE, LESS EMISSIONS

Everything you love in a Prius, but with more power in electric drive, increased electric range, reduced CO₂ and lower fuel consumption. The 8.8 kWh battery means you can now travel up to 34 miles when you drive on electric only. CO₂ emissions are at their lowest level ever at 29 g/km and fuel consumption is up to 217 mpg*.

THE MOST TECHNICALLY ADVANCED HYBRID

Prius Plug-in Hybrid comes with an abundance of cutting-edge technology, including wireless phone charging and Adaptive Automatic High Beam technology.

* The fuel consumption and CO₂ values of your vehicle may vary from those measured. Driving behaviour as well as other factors (such as road conditions, traffic, vehicle condition, installed equipment, load, number of passengers, ...) play a role in determining a car's fuel consumption and CO₂ emissions.



ELECTRIC

HYBRID



**HOW
DOES IT
FEEL TO
DRIVE?**

FAST, SMOOTH, DYNAMIC WITH INSTANT ACCELERATION (IT'S QUIET TOO).

Glide around the streets with a new sense of freedom and accelerate with power and purpose. The dynamic and highly responsive drive is backed up by precise handling and reassuring stability, thanks to Toyota's new high rigidity platform. While the optimised sound-proofing creates a quiet and relaxed interior ambience.



GREATER POWER

Enjoy instant and powerful acceleration in EV mode thanks to Toyota's first dual motor drive system. EV power is an outstanding 68 kW.

OPTIMISED PERFORMANCE

Maximise your efficiency and performance by choosing to run on electric or hybrid to suit your journey – whether you are in the city or out on the open road.

* Weighted and combined cycle.
e-CVT = electronically controlled Continuously Variable Transmission

PLUG-IN HYBRID

1.8 l Plug-in Hybrid e-CVT

Power

122 DIN hp

Fuel consumption*

217.3 mpg

CO₂ emissions*

29 g/km

Acceleration

11.1 seconds

0–62 mph





PRIUS
Plug-in Hybrid




2 ELECTRIC MOTORS

INSTANT ACCELERATION



HOW FAR CAN I DRIVE?

DRIVE FOR UP TO 34 MILES IN EV MODE.

A NEW APPROACH TO DRIVING

You save money by plugging in. The more often you charge up, whether at home, at work or at a public charge point, the greater your fuel savings will be by travelling in EV mode.

THE POWER IS IN YOUR HANDS

With the majority of average daily drives being under 40 miles you can easily cover most trips in EV mode.

TRAVEL FURTHER FOR LESS

The Plug-in Hybrid system has been optimised to maximise overall efficiency, selecting the best operating mode for every situation. It chooses the electric motor where possible and the right ratio of electric motor and petrol engine when driving conditions demand.

EVERYDAY JOURNEYS

LONGER JOURNEYS



UP TO
34 MILES
ELECTRIC RANGE



+



HOW SIMPLE IS RECHARGING?

RECHARGING IS QUICK AND EASY AT HOME, OR OUT AND ABOUT.

The Plug-in system is designed to make your life easy, with charging cables for both a domestic plug socket and a home wall box or public charge point. And now with more and more public charge points, you'll find it convenient to recharge wherever you are – at home, at the office or in the street.

REGENERATIVE BRAKING


Every time you brake, small charges are given back to the EV battery.

LARGE 8.8 KW BATTERY

This means you'll need to charge up less yet be able to drive further on each journey. Remember, the more you keep the battery fully topped up, the greater your fuel savings will be by travelling further in electric mode.




**BRAKE
ENERGY
RECOVERY**



BATTERY

CHARGING UNIT



POWER CONTROL UNIT

DUAL MOTOR DRIVE SYSTEM

1.8 I PETROL ENGINE



2 HOURS'
CHARGING TIME*



CHARGE AT YOUR CONVENIENCE

You can now plan your recharging through the preset timer. Especially useful if you prefer to recharge during off-peak hours. You can even set the car to pre-heat or air condition before your journey and check your battery power as you go, so you know when you will next need to recharge.

CHARGING AT HOME

Charge in only 3 hours using a domestic plug socket. Just like your mobile phone. Alternatively, install a dedicated wall box at home or use a public charge point to fully power up in approximately 2 hours. The dashboard LED display will keep you up to date on your charge status.

* Approximate time, with Mennekes cable.

LOW. SLEEK. AERODYNAMIC. CUTTING-EDGE DESIGN DRIVEN BY EFFICIENCY.

Every detail of the distinctive exterior is designed to deliver outstanding efficiency and performance. The Prius Plug-in Hybrid is defined by sleek aerodynamic forms, state-of-the-art technology and ingenious innovations – such as the reinforced lightweight materials used on supercars. The result is an iconic design brimming with dynamic style and personality.



AERODYNAMICS

The sleek, advanced aerodynamic shape gives 0.25 drag coefficient (Cd) helping to maximise your mpg performance. The unique double-bubble rear back glass optimises airflow and enhances aerodynamic performance.



EXPRESSIVE LED LIGHTS

Sleek 4-projector LED headlamps enhance the advanced feel. The cutting-edge Adaptive Automatic High Beam system allows each LED lamp to be controlled individually for extra safety and efficiency.

The rear combination LED lamps feature red outer lenses that accentuate the unique contours of the design when lit.



A SPACE WHERE EVERYTHING IS TRULY DESIGNED AROUND YOU.

State-of-the-art controls are perfectly positioned on the curved instrument panel and leather steering wheel. All on hand and easy to use. Full colour displays keep you up to date on your progress, monitoring efficiency, performance and charge levels.



DRIVE MODES

The Prius Plug-in Hybrid operates in three driving modes to suit driving conditions and your needs:

EV mode – primarily uses the electric motors, delivering a powerful 68 kW electric drive for up to 34 miles.

HV (Hybrid) mode – seamlessly combines the petrol engine and the electric motors and allows you to reserve the electric power, ready for urban areas.

EV-city mode – uses the electric motors only, for up to 53 kW, without any engine input to ensure no fuel use or emissions.

When battery power drops below a certain threshold, the car automatically switches to HV mode without any input from the driver. You can also boost the efficiency or power of each mode by using the Drive Mode performance settings: Eco, Normal or Power.



ENJOY THE SPACIOUS AND REFINED INTERIOR WHERE GROUND-BREAKING TECHNOLOGY AND PURE COMFORT SIT SIDE BY SIDE.

A five-seat layout that delivers high levels of comfort, relaxation and unprecedented personal space. There's no shortage of well-located storage places too, and with the Easy Flat seat system, the 60:40 rear seats can be independently folded away, creating a flat load space.



TOYOTA TOUCH® 2 WITH GO

At the heart of operations is the 8" touch screen display with features including satellite navigation, music, weather conditions, voice recognition and mobile phone port. All at the simple touch of the screen.



AIR CONDITIONING

The world's first Gas Injection Heat Pump system allows you to activate air conditioning or heating without starting the engine. It's air-based so can heat up or cool down in seconds – faster than a conventional heating system. While individual passenger detection will make sure everyone feels comfortable in their own space. In addition it can be activated remotely.



HEAD UP DISPLAY

The full-colour display shows vehicle speed and speed limit information as well as incorporating a hybrid system indicator.




MULTI-INFORMATION DISPLAY

Follow and control every detail of your car's performance in real-time. The multi-information display includes accelerator guidance, Eco performance, battery levels, regenerative energy flow and the charging pre-set timer.



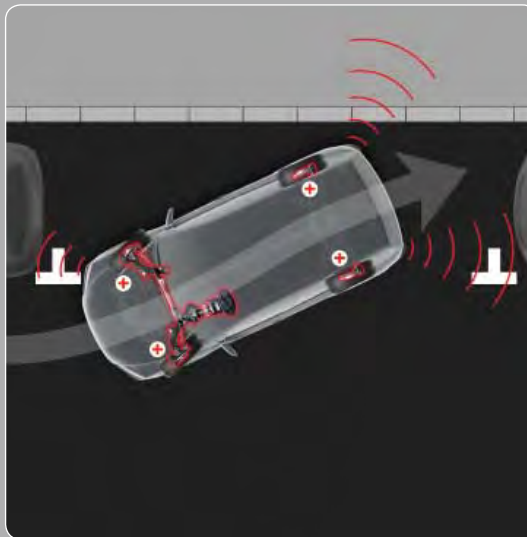
WIRELESS PHONE CHARGER

For your convenience, mobile devices can be charged simply by placing compatible devices on the charging pad, avoiding the need for separate chargers or cables.



REAR CROSS TRAFFIC ALERT (RCTA)

RCTA allows you to reverse out of a parking space safely by detecting other vehicles approaching your blind spot area. Using quasi-millimetre wave radar, RCTA alerts you with a buzzer and flashing indicators on the outer mirrors.



SIMPLE INTELLIGENT PARKING ASSIST WITH AUTOMATIC BRAKING

Simple Intelligent Parking Assist automatically manoeuvres you into your chosen parking spot, whether between two vehicles or behind one. Using ultrasonic sensors on the front side-bumper to identify a suitable parking space. You simply control

THOUGHTFUL TECHNOLOGY TO INFORM AND ASSIST YOU.

A wealth of advanced technology will enhance your drive and make your life that little bit easier.

the reversing speed with the support of automatic braking that helps prevent or reduce collisions at slow speeds, if the accelerator is misapplied or if the brakes are activated too late.

DRIVE SAFELY IN THE KNOWLEDGE THAT YOU ARE PROTECTED BY INTELLIGENT SAFETY FEATURES.

The Prius Plug-in Hybrid features **Toyota Safety Sense**, an active safety package which provides a comprehensive range of safety systems. Working together, they help to create a more secure driving environment for everyone.

TOYOTA SAFETY SENSE



Adaptive Automatic High Beam



Lane Departure Alert with Steering Control



Road Sign Assist



Pre-Collision System with Pedestrian Detection



Adaptive Cruise Control with Full Stop Functionality

ALL ACTIVE SAFETY TECHNOLOGIES are intended to be back-up systems only and are not a substitute for safe and attentive driving. The functionality of these systems may be impacted by driving conditions.

Further information is available from your local Toyota Centre.





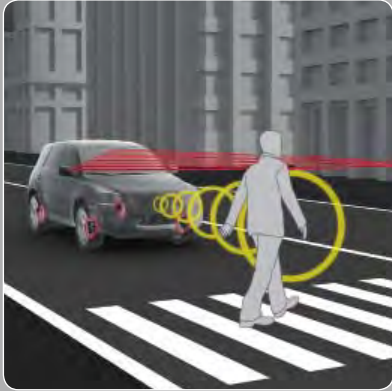
DISCOVER MORE ABOUT TOYOTA SAFETY SENSE TECHNOLOGY.

ADAPTIVE AUTOMATIC HIGH BEAM

This system enhances visibility and safety during night driving by allowing you to maintain the best illumination at all times, without being an annoyance to other drivers.

1. Depending on where the car is driven, it automatically adjusts the distribution and intensity of your beam, allowing you to see further ahead on a motorway or creating a wider spread for detecting pedestrians in residential areas.
2. When there are vehicles ahead it automatically activates shutters within the headlights to shadow the area where there is a vehicle, while the area without traffic remains fully illuminated.
3. Whilst travelling behind another car in low beam it ensures that you automatically have the optimal lighting.
4. When approaching a bend in the road it adjusts the direction of the headlights to brighten your way ahead as you turn.





PRE-COLLISION SYSTEM WITH PEDESTRIAN DETECTION

Pre-Collision System uses a camera and laser to detect other vehicles in the road ahead. When the possibility of a collision is detected the driver is alerted with audio and visual warnings and brake assistance is activated. If the driver fails to brake in time the brakes automatically engage to prevent or mitigate a collision.



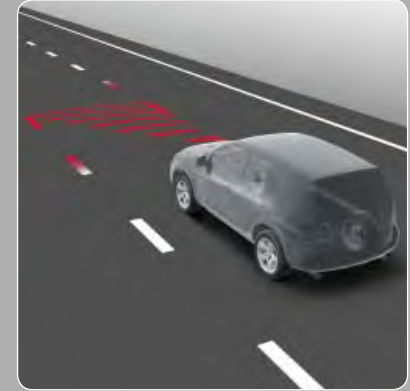
ADAPTIVE CRUISE CONTROL WITH FULL STOP FUNCTIONALITY

This technology allows you to pre-set your cruising speed and the minimum distance from the vehicle in front. If the car in front reduces speed, the system will keep the pre-set distance and will instantly bring the car to a complete standstill if traffic halts. When the car in front moves off again, the system will gradually accelerate until your vehicle returns to the pre-set cruising speed. To move off from a standstill, the system is reactivated by pressing the accelerator or by the cruise control lever.



ROAD SIGN ASSIST

Road Sign Assist monitors the road signs ahead, displaying useful information such as the current speed limit or overtaking restrictions in clear view on the colour TFT display. The system also provides a visual and audible warning if you are not following the road sign indication.



LANE DEPARTURE ALERT WITH STEERING CONTROL

Using a camera to detect the lane markings in the road ahead, Lane Departure Alert will alert the driver with audible and visual warnings if the vehicle starts to deviate from its lane without the turn indicator being applied. Steering Control applies corrective force in the case of unintentional lane departure.

INSTALLING CONFIDENCE.

Thanks to a Government initiative and Toyota's partnership with BP Chargemaster, we are offering Prius Plug-in owners nationwide the option of having a safer charging point installed at your home* for FREE[§].

A LITTLE INFORMATION ABOUT BP CHARGEMASTER...

BP Chargemaster is the UK's leading provider of charging solutions with over 50,000 customers across the UK and Europe. BP Chargemaster Homecharge units are manufactured in the UK, at BP Chargemaster's modern manufacturing facilities. BP Chargemaster offers a comprehensive installation service with their team of experienced and qualified electricians across the UK.

Once you have had your BP Chargemaster Homecharge unit installed, you will be able to apply for your polar Network Card, giving you access to the UK's largest public charging infrastructure, with over 5,000 charging points in key locations all across the country.

The charger's 3.6 kW capacity means that you can charge your Prius Plug-in from flat to full in just 2.4 hours.

- BP Chargemaster Homecharge units are fully tested by Toyota ensuring these are perfectly compatible with your Toyota Prius Plug-in.

- Manufactured by ABS injection moulding, the Homecharge unit has optimal weather resistance and is perfectly suited for both indoor and outdoor use.
- Ergonomic and discreet design, so that the charging cable can be neatly coiled when not in use.
- Dedicated circuit for your Homecharge unit, allowing faster and safer charging.
- Installation and follow-up service by BP Chargemaster's experienced installation engineers.
- Made in the UK at BP Chargemaster's production facilities.
- As long as you live in a home with modern household electrics and have off-street parking, you're eligible[°] for your Homecharge installation.

CHARGER:

Pre-fitted with a built-in 4.5 metre long tethered cable, which can be neatly coiled when not in use.

If you wish to futureproof your installation for a higher capacity 7 kW charger, this is also available at a cost.



WHAT HAPPENS NEXT?

Once you have ordered your Prius Plug-in, you will need to apply for your Homecharge unit via the following link:

www.bpchargemaster.com/prius

A dedicated advisor will contact you to discuss your requirements in more detail, and arrange a suitable installation date with you.



- * Assumes the installation of a communicating BP Chargemaster "First" 3.6 kW Homecharge unit with standard domestic installation costs. Standard installation costs include a cable run under 15 metres to be fixed flush to the wall (cable not trenched or hidden behind walls, through joists, under tiles/carpets/floorboards, aerial or subterranean runs), with the installation carried out by one engineer within 6 hours. Prices also assume that correct electrical connections and protections are available on the property, and that no civil works or electrical remedial works are required. Installation carried out in accordance with BS7671 17th edition wiring regulations, IET Code of Practice for Electric Vehicle Charging Equipment Installation 2nd Edition, and any relevant subsequent amendments thereof. You can choose to upgrade your charger to a BP Chargemaster "Premium" 3.6 kW Homecharge unit for a cost of £95 (incl VAT), which will give you three years' free access to the Homecharge electric usage data. Subject to Ts&Cs.
- ⁵ To confirm your eligibility for the Toyota Homecharge unit offer (and meeting the qualifying criteria for the OLEV (Electric Vehicle Homecharge Scheme) subsidy, please visit www.bpchargemaster.com/prius.
- ⁶ The key qualifying criteria for a subsidised Homecharge unit are to prove ownership/primary use of a plug-in vehicle, live in a home with modern household electrical installation and have a private driveway, garage or allocated parking space. Finally you need to agree that you will not be claiming back the VAT on the installation and that you meet the OLEV EVHS eligibility criteria at <https://www.gov.uk/government/collections/government-grants-for-low-emission-vehicles>.

bp
chargemaster



BUSINESS EDITION PLUS



Image shown: Standard Black trim.



Main features

- 15" bi-tone grey & silver alloy wheels (5-double-spoke)
- Toyota Safety Sense (Adaptive Cruise Control, Adaptive Automatic High Beam, Road Sign Assist, Lane Departure Alert and Pre-Collision System)
- Smart entry and push-button start
- Power-retractable door mirrors
- Blind Spot Monitor (BSM)
- Rear Cross Traffic Alert (RCTA)
- Reversing camera

- Dual zone automatic air conditioning
- LED headlamps
- Automatic wipers
- Wireless phone charger
- Heated driver's and front passenger seats
- Driver's seat electric lumbar support
- Colour Head Up Display
- Toyota Touch® 2 with Go navigation system

Optional features

- Cool Grey fabric trim

EXCEL



Main features (in addition to Business Edition Plus)

- Black leather seat trim
- JBL premium audio system
- Simple Intelligent Parking Assist (SIPA) with front and rear parking sensors

Optional features

- Cool Grey leather trim



Image shown: Optional Cool Grey trim.

PROTECTION PACK

The Protection Pack helps keep your Toyota Prius Plug-in in showroom condition. The rear bumper protection plate helps prevent scrapes and scratches when loading items into the boot, while the boot liner prevents damage to the boot carpet. These are combined with front and rear mud flaps, which are designed to protect your car from mud, spray and stone chips, and aluminium scuff plates to protect your door sills.

1. FRONT AND REAR MUD FLAPS

The design minimises water, mud and stones spraying onto your car's body.

2. BUMPER PROTECTION PLATE


Designed to protect the rear bumper paintwork against scratching when sliding heavy or awkward loads into the boot. It is also particularly effective for guarding the paintwork of the boot area.

3. SCUFF PLATES

The polished finish introduces a compelling detail to your car's interior.

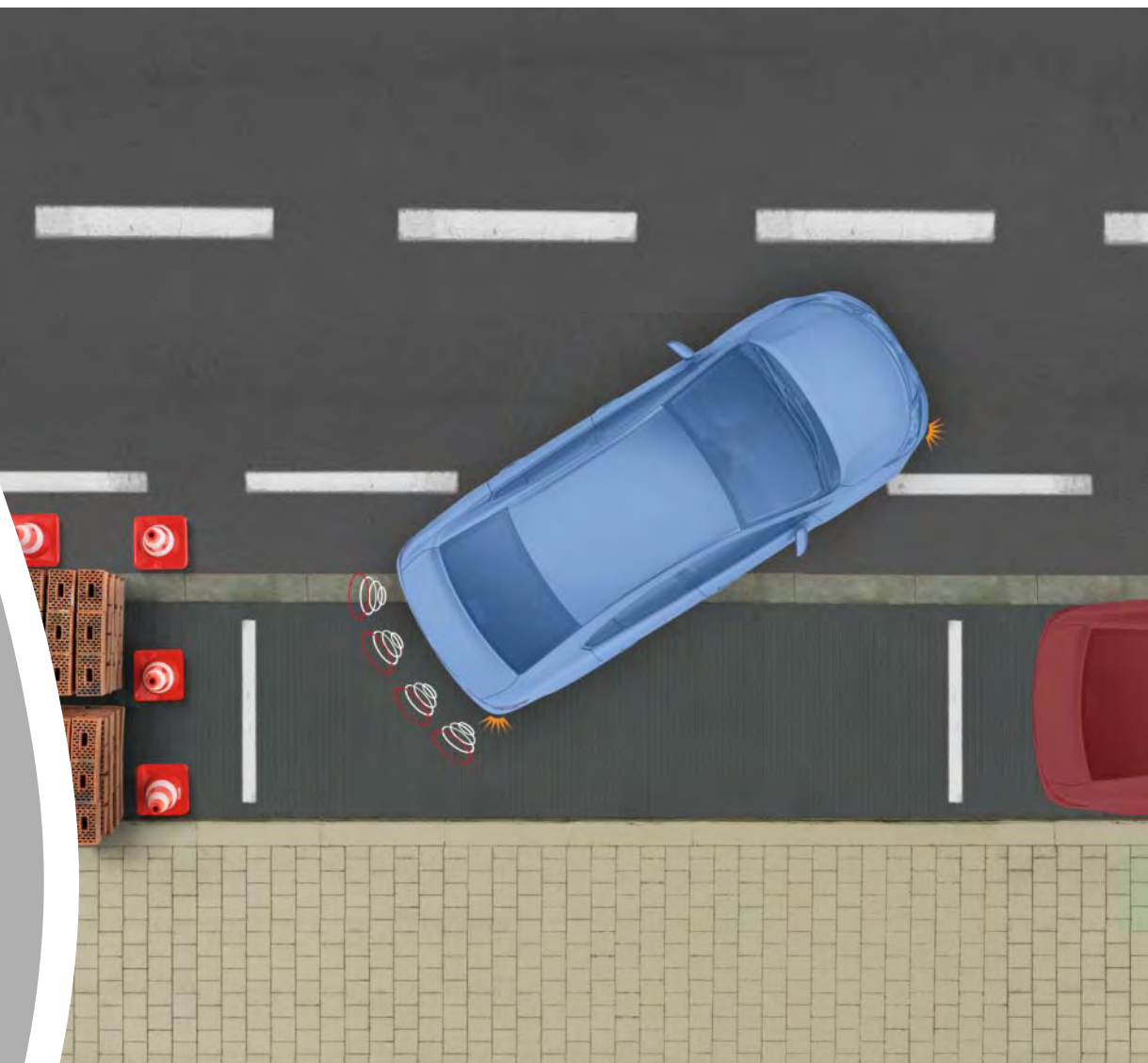
4. BOOT LINER

Made of plastic with raised edges to be water- and mud-resistant.



PARKING PACK

The Parking Pack provides four ultrasonic sensors linked to an in-cabin alarm that gets increasingly louder as you approach objects. The rear sensors can be switched off, a useful feature in heavy traffic.



Business Edition grade only. This system is not the same as the SIPA fitted to Excel grade. It only offers audible proximity warnings.

CHOOSE FROM A RANGE OF PREMIUM COLOURS AND TRIMS.

15" bi-tone grey and silver alloy wheels (5-double-spoke)



040 Pure White



070 White Pearl*



1G3 Decuma Grey[§]



218 Galaxy Black[§]



3U5 Scarlet Flare*



791 Spirited Aqua[§]

* Pearlescent paint.

[§] Metallic paint.



Black fabric
Standard on Business Edition Plus



Black leather
Standard on Excel



Cool Grey fabric with black fabric inserts
Optional on Business Edition Plus



Cool Grey leather with black leather inserts
Optional on Excel

SPECIFICATIONS

ENVIRONMENTAL PERFORMANCE

**1.8 Plug-in Petrol Hybrid (122 hp)
Automatic**

Fuel consumption (WLTP)

Combined driving (mpg)	217.3
Fuel grade – recommended	95 or more
Fuel tank capacity (l)	43

Carbon dioxide, CO₂ (NEDC equivalent)

Combined driving (g/km)	29
-------------------------	----

Exhaust emissions (regulation EC/715/2007 as amended by EC 2016/646W)

Euro class	EURO 6 DG
Carbon Monoxide, CO (mg/km)	28.3
Hydrocarbons, THC (mg/km)	5.1
Hydrocarbons, NMHC (mg/km)	4.7
Nitrogen Oxides, NOx (mg/km)	3.7
Sound level drive by (dB(A))	67

Figures are provided for comparative purposes; only compare fuel consumption and CO₂ figures with other cars tested to the same technical procedures. These figures may not reflect real-life driving results. All models and grades are certified according to the World Harmonised Light Vehicle Test Procedure (WLTP), which replaces the New European Driving Cycle test procedure (NEDC). All CO₂ figures quoted are NEDC equivalent. All mpg figures quoted are WLTP figures.

ENGINE

**1.8 Plug-in Petrol Hybrid (122 hp)
Automatic**

Engine code	2ZR-FXE
Number of cylinders	4, in line
Valve mechanism	16-valve DOHC, chain drive (with VVT-i)
Fuel injection system	SFI
Displacement (cc)	1798
Bore x stroke (mm x mm)	80.5 x 88.3
Compression ratio	13.0:1
Maximum torque (Nm@rpm)	142/3600
Electric front motor: type	Permanent magnet, synchronous motor

ENGINE	1.8 Plug-in Petrol Hybrid (122 hp) Automatic
Electric front motor: maximum output (kW@rpm)	53.0
Electric front motor: maximum torque (Nm@rpm)	163
Hybrid vehicle battery: type	Lithium ion battery
Hybrid vehicle battery: number of modules	95
Hybrid vehicle battery: capacity Ah (hr)	25
Maximum output (DIN hp)	122
Maximum output (kW)	90
TRANSMISSION	1.8 Plug-in Petrol Hybrid (122 hp) Automatic
Type	Automatic
PERFORMANCE	1.8 Plug-in Petrol Hybrid (122 hp) Automatic
Maximum speed (mph)	100
Acceleration 0–62 mph (secs)	11.1
Drag coefficient	0.25
SUSPENSION	1.8 Plug-in Petrol Hybrid (122 hp) Automatic
Front	MacPherson strut
Rear	Double wishbone
BRAKES	1.8 Plug-in Petrol Hybrid (122 hp) Automatic
Front	Ventilated disc
Rear	Disc

SPECIFICATIONS

LOAD CAPACITY

	1.8 Plug-in Petrol Hybrid (122 hp) Automatic
Number of seats	5
Luggage capacity (laden to tonneau cover) (l)	191
Luggage capacity (laden to roof) (l)	359
Luggage capacity (rear seats down, laden to roof) (l)	1204
2-seat mode (laden to parcel shelf) (l)	702
2-seat mode (laden to roof) (l)	1204

DIMENSIONS & WEIGHTS

	1.8 Plug-in Petrol Hybrid (122 hp) Automatic
Exterior length (mm)	4645
Exterior width (mm)	1760
Exterior height (mm)	1470
Front tread (mm)	1530
Rear tread (mm)	1545
Overhang front (mm)	975
Overhang rear (mm)	970
Wheelbase (mm)	2700
Turning radius – tyre (m)	5.1
Interior length (mm)	2110
Interior width (mm)	1490
Interior height (mm)	1195
Gross vehicle weight – total (kg)	1930
Kerb weight (kg)	1530–1550
Boot capacity, max width (mm)	1360

OFF ROAD

	1.8 Plug-in Petrol Hybrid (122 hp) Automatic	
Min. running ground clearance (mm)	130	

WHEELS

	Business Edition Plus	Excel
15" bi-tone grey & silver alloy wheels (5-double-spoke)	●	●
Tyre repair kit	●	●


● = Standard ○ = Optional – = Not available



1530 mm
1760 mm



970 mm	2700 mm	975 mm
4645 mm		



1545 mm
1760 mm

EQUIPMENT

EXTERIOR STYLING	Business Edition Plus	Excel
Shark-fin antenna	●	●
LED rear light guide	●	●

EXTERIOR COMFORT	Business Edition Plus	Excel
Smart Entry & Push-button Start	●	●
Follow-me-home headlights	●	●
Auto headlights	●	●
Automatic headlight cut-off	●	●
Auto wipers	●	●
Heated door mirrors	●	●
Power-adjustable door mirrors	●	●
Auto-folding door mirrors	●	●

INTERIOR STYLING	Business Edition Plus	Excel
3-spoke leather steering wheel	●	●
Piano black centre console	●	●
Fabric armrest	●	–
Leather rear armrest	–	●
Black upper dashboard	●	●
Chrome interior door handles	●	●
Black gear shift knob surround	●	●
Black insert on steering wheel	●	●

INTERIOR COMFORT

	Business Edition Plus	Excel
Dual-zone automatic air conditioning	●	●
Digital tachometer	●	●
Manual tilting and telescopic steering wheel	●	●
Electric Power Steering (EPS)	●	●
Auto-dimming rear-view mirror	●	●
Power-adjustable height and lumbar support on driver seat	●	●
Heated driver & front passenger seats	●	●
60:40 split-folding 2nd row rear seats	●	●
Front and rear power windows	●	●
Rear window defogger	●	●
Boot light	●	●
Driver & front passenger personal lights (bulb type)	●	●
Illuminated entry & foot light system	●	●
Front and rear 12V power outlets	●	●
Wireless mobile phone charger	●	●
Child safety door lock	●	●
ECO-driving Indicator	●	●
Hybrid System Indicator	●	●
Head Up Display	●	●
Adjustable Speed Limiter (ASL) switch on steering wheel	●	●
Adaptive Cruise Control switch on steering wheel	●	●
Lane Departure Alert switch on steering wheel	●	●
Telephone and multimedia switches on steering wheel	●	●
Voice recognition switch on steering wheel	●	●

STORAGE

	Business Edition Plus	Excel
Storage box in front armrest	●	●
Driver & passenger seatback pockets	●	●
Sunglasses holder	●	●
Full-flat loading	●	●
Retractable tonneau cover	●	●

MULTIMEDIA

	Business Edition Plus	Excel
Toyota Touch® 2 with Go navigation system with 7" display	●	●
Aux-in and USB connectors	●	●
Bluetooth® connectivity with voice recognition	●	●
Digital Audio Broadcast (DAB)	●	●
8" multi-information display	●	●
6 speakers	●	—
JBL premium sound system with 10 speakers	—	●

● = Standard ○ = Optional — = Not available

EQUIPMENT

SAFETY

	Business Edition Plus	Excel
Front and rear parking sensors with Simple Intelligent Parking Assist (SIPA)	—	●
Reversing camera	●	●
Pre-Collision System with Pedestrian Detection	●	●
Lane Departure Alert with Steering Control	●	●
Road Sign Assist	●	●
Automatic High Beam	●	●
Full-range Adaptive Cruise Control	●	●
Automatic headlamp levelling	●	●
Front fog lamps	●	●
Daytime running lights (LED type)	●	●

SAFETY

	Business Edition Plus	Excel
Cornering lights	●	●
Adaptive Hi-beam System (AHS)	●	●
Adaptive LED headlights	●	●
Rear combination lamps (LED type)	●	●
LED rear brake lights	●	●
Emergency Brake-light Signal (EBS)	●	●
Anti-lock Braking System (ABS) with Electronic Brake-force Distribution (EBD)	●	●
Blind Spot Monitor (BSM)	●	●
Adjustable Speed Limiter (ASL)	●	●
Vehicle Stability Control (VSC)	●	●

SAFETY

	Business Edition Plus	Excel
Traction Control (TRC)	●	●
Hill-start Assist Control (HAC)	●	●
Tyre Pressure Warning System (TPWS)	●	●
Rear Cross Traffic Alert (RCTA)	●	●
Turning signal integrated in door mirrors	●	●
Supplemental Restraint System (SRS) airbags – 7 airbags	●	●
Front and rear seat belt reminders	●	●
Pre-tensioners and force limiters	●	●
Adjustable front driver and passenger seat belt extenders	●	●
ISOFIX seat fixing	●	●

SAFETY

	Business Edition Plus	Excel
Driver & front passenger Whiplash Injury Lessening (WIL) seats	●	●
Outer adjustable rear headrests	●	●
Rear headrests (3)	●	●

PACKS

	Business Edition Plus	Excel
Protection Pack	○	○
Parking Pack	○	●

● = Standard ○ = Optional – = Not available

OWNING YOUR PRIUS PLUG-IN

Servicing your Toyota

Toyota Fixed Price Servicing means you will be sure to know the cost of your service up front. Expertly trained technicians using only genuine Toyota parts will carry out your service at one of over 200 Authorised Toyota Service Centres. The technicians will advise you on the correct service for your car based on the car's age, mileage and service history.

For more information visit toyota.co.uk/owners/service-mot-maintenance

Service Plans

Inflation-proof pricing with a monthly or one-off payment plan means one less thing to worry about. With Toyota Service Plans the price you're quoted is guaranteed for the duration of your plan. The service, parts and labour are all paid for either in monthly instalments or as a one-off payment at the beginning of your plan.

For more information visit toyota.co.uk/owners/service-mot-maintenance

Toyota Fixed Price Repairs using Genuine Parts

We offer fixed prices on a number of repair items for your Toyota giving you peace of mind when it comes to managing costs. Also don't forget we only use genuine Toyota parts, all of which come with at least 12 months' warranty (some even offer unlimited mileage warranties); and your car will always be dealt with by a trained Toyota technician.

For more information visit toyota.co.uk/owners/service-mot-maintenance

My Toyota

Whether you're a long-term owner or have recently taken delivery of a new Toyota, there are lots of reasons to join **My Toyota**. Packed with time-saving and convenient features, **My Toyota** ensures everything you need to manage your vehicle ownership is in one place. You'll also gain access to My Rewards where you can enjoy great offers and discounts from big brands on everything from family days out to pampering as well as everyday deals.

For more information visit toyota.co.uk/mytoyota or download the My Toyota Europe app* now available on iTunes and Android.



Toyota Accessories

Toyota accessories are designed and manufactured with the same care, quality and attention to detail as Toyota vehicles. Tailor-made for your Toyota, they fit perfectly and add a personal touch of style, comfort and practicality. Also, because they've been tested under the most severe conditions, you can have complete confidence in their reliability and durability. To add to the reassurance, every genuine Toyota accessory has a 5-year warranty when purchased together with the vehicle.

For more information visit toyota.co.uk/owners/parts-accessories

Toyota Roadside Assistance

When you buy a Toyota you will automatically receive 12 months' AA Roadside Assistance in the UK and Europe, free of charge. After the first year the cost of Toyota Roadside Assistance is £7 per month if paid by monthly Direct Debit, £72 per annum if paid by annual Direct Debit, and £76 per annum when paid by all other payment methods.[§]

For full terms and conditions please visit toyota.co.uk/owners/roadside-assistance

5-Year Toyota Warranty

Every new Toyota comes with a 5-year/100,000-mile (whichever comes first) manufacturer's warranty, covering you against the unlikely event of a manufacturing defect causing a mechanical fault.

For full details, please ask your official Toyota Centre or visit toyota.co.uk/owners/warranty/toyota-warranty

Corrosion Cover

The 12-year unlimited mileage cover protects against rust perforation affecting sheet metal body panels as a result of a manufacturing fault. This warranty can also be transferred to any future owner throughout the 12-year period.

Rust and Paint Cover

The 3-year unlimited mileage cover protects against defects and surface rust as a result of a manufacturing fault.

* Features on desktop and app vary.

§ Prices shown are correct at time of going to print but may be subject to change.

Toyota Business Plus

Designed to support business operators and company vehicle drivers, Toyota Business Plus is our promise to help you procure, manage and upgrade your fleet quickly, efficiently and cost-effectively. Business Plus unites our passenger car and commercial vehicle ranges with tailored services, ensuring fleet managers can keep their company car drivers happy and business costs down.

Our specialist Business Centres promise you same-day access to a business manager or dedicated sales executive. With business offers and interactive wholelife cost modelling tools which consider emissions, fuel economy, servicing, insurance and residual value data, our advisers can accurately compare tax costs against any competitor. Whenever servicing is due, we can offer fixed-price servicing, free local vehicle collection and delivery (with wash and vac), plus a guaranteed booking within 3 days.

Special offers, fixed-price fleet servicing, specialist fleet insurance, business daily hire, Toyota Fleet Financial Services, extended test drives and a dedicated Business Centre Network are just some of the services business customers can expect from Toyota Business Plus.

For more information visit toyota.co.uk/business-customers

Toyota Business Plus

Toyota Extended Warranty

You have the choice of either the low-user option that restricts you to 15,000 miles per year or 12 months whichever comes first or the 12-month unlimited mileage cover. You also have a choice between 12 and 24 months' cover (subject to vehicle eligibility). The 24-month option will show a saving over two 12-month Toyota Extended Warranty policies and is available with the low-user option at 30,000 miles or 24 months whichever comes first.

The Toyota Extended Warranty can be renewed until the vehicle is 12 years old with less than 100,000 miles at point of sale, and if a part covered by the Toyota Extended Warranty suffers electrical or mechanical failure at any time during the term, Toyota is committed to fixing it. You don't pay for replacement parts or labour.

For more information visit toyota.co.uk/owners/warranty/extended-warranty

Toyota Motor Insurance

Toyota Motor Insurance is available for Toyota owners at competitive premiums. To obtain details of the benefits included and to arrange a quotation, please contact your local Toyota Centre or call 0800 350 500.

Flexible Finance from Toyota Financial Services

All our plans offer easy budgeting and peace of mind and **AccessToyota** brings these benefits together in one flexible package.

Toyota Financial Services, Great Burgh, Burgh Heath, Epsom, Surrey, KT18 5UZ.

Finance subject to status to over 18s only. Indemnities may be required. Terms and conditions apply.

TFS is authorised and regulated by the Financial Conduct Authority.



TOYOTA
FINANCIAL
SERVICES



ALWAYS A
BETTER WAY

PRIUS PLUG-IN HYBRID. THE HYBRID THAT TRAVELS FURTHER ON ELECTRIC.

www.toyota.co.uk/new-cars/Prius-plugin

While every effort is made to reproduce accurate information, we reserve the right to change specifications, equipment and availability without prior notice. This brochure cannot be regarded as infallible (some of the vehicles shown may not be to exact UK specification), and as such does not constitute an offer for sale of any particular vehicle or specification. For the latest specification and availability, we ask that you contact your local Toyota Centre. Vehicle body colours may differ slightly from the printed images in this brochure.

Figures are provided for comparability purposes; only compare fuel consumption and CO₂ figures with other cars tested to the same technical procedures. These figures may not reflect real-life driving results. Fuel consumption and CO₂ produced varies significantly depending on a number of factors, including the accessories fitted (post-registration), driving style, conditions, speed and vehicle load.

All models and grades are certified according to the World Harmonised Light Vehicle Test Procedure (WLTP), which replaces the New European Driving Cycle test procedure (NEDC).

All CO₂ figures quoted are NEDC equivalent. This means the CO₂ figures are based on the new WLTP test procedure but calculated (using a standard European calculation method) to allow comparison with the NEDC test procedure and will be used to calculate vehicle tax on first registration. All mpg figures quoted are full WLTP figures.

More information can be found by visiting: www.vehicle-certification-agency.gov.uk/fcb/wltp.asp.

The use of the term "Toyota Accessories" should not be taken to imply that the products on the accessory pages are actually manufactured by the Toyota Motor Corporation or Toyota (GB) PLC. Toyota (GB) PLC is continually updating and changing specifications of accessories and reserves the right to do so at any time without prior notice.

© 2019 by Toyota Motor Europe NV/SA ("TME"). No part of this publication may in any way be reproduced without the prior written approval of Toyota (GB) PLC.



Toyota UK



@ToyotaGB

GBNGV-0619B-PL July 2019