



# MAZDA CX-30

ZOOM-ZOOM



# CONTENTS

---

03 – Introduction	12 – G20 Pure
04 – Size	13 – G20 Evolve
05 – Exterior Design	14 – G20 Touring
06 – Interior Design	15 – G25 Touring
07 – Technology	16 – G20 Astina
08 – Safety	17 – G25 Astina
09 – Vision Technology	18 – Specifications
10 – Performance	27 – Mazda Care
11 – Paint & Trim	28 – Contact





## A NEW DIMENSION OF LUXURY


It's the newest member of the Mazda family - a perfectly sized small SUV, surprisingly spacious and unique in every way. All-New Mazda CX-30 will challenge everything you expect a small SUV to be.

Sleek and bold in its design, faultlessly crafted and totally luxurious, drivers will love the exciting performance while all passengers will appreciate the ambience of the whisper quiet cabin.



## YOUR PERFECT SIZE


Sitting perfectly between the small Mazda CX-3 and the medium Mazda CX-5, All-New Mazda CX-30 offers new dimensions perfectly suited to drivers looking for an agile SUV with a comfortable amount of space.



Model	CX-3	CX-30	CX-5
Overall Length (mm)	4,275	4,395	4,550
Overall Height (mm)	1,535	1,540	1,680
Overall Width (mm)	1,765	1,795	1,840
Cargo Space (VDA) Litres	264	317	442

## DESIGN IN A CLASS OF ITS OWN

Sleek, beautiful proportions that deliver a sense of vitality and movement, All-New Mazda CX-30 represents a design aesthetic reminiscent of a work of art. The bold stance of an SUV is coupled with a flowing beauty that reflects light and shadow in a stunning and unique way, evolving and changing the exterior appearance depending on the time, the seasons and its movement.





## LUXURY WITH ROOM TO MOVE

The perfect use of space is no more evident than in the cabin. A sense of oneness envelops the driver with everything close at hand. In contrast, there is a sense of clean open space.


Interior details, beautiful finishes and quality materials greet you at every turn. From the perfect seating position to the angles of the screen and air vents, the human-centric design of the cabin leaves nothing to chance. There's ample luggage space too with a generous 317L of space in the boot.

## TECHNOLOGY ON POINT

Every piece of technology within All-New Mazda CX-30 has been designed to provide drivers with confidence and ease of operation, while helping them enjoy their drive. The brilliant full-colour Active Driving Display relays only the most relevant information in a simple fashion, allowing for a more effortless driving experience. The latest in connectivity, including the new Mazda Connect system, is displayed in stunning clarity via the 8.8-inch widescreen display, with Apple CarPlay® and Android® Auto<sup>§</sup> as standard.

§ Please check the compatibility of your device (particularly your mobile phone) with your Mazda Dealer as not all devices support connectivity or use all available features.





## SAFETY WITHOUT COMPROMISE

True peace of mind is built into every All-New Mazda CX-30 with a number of key safety features as standard across the range. A high concentration of ultra-high tensile steel helps reinforce the chassis, while a newly developed knee airbag for the driver, designed to suppress forward motion, also comes as standard. Paired with the latest in safety technology, like Smart Brake Support (SBS)<sup>†</sup>; Lane-keep Assist System (LAS)<sup>†</sup>; Blind Spot Monitoring (BSM)<sup>†</sup> and Mazda Radar Cruise Control (MRCC)<sup>†</sup> with Stop and Go function, every grade takes safety to another level.

<sup>†</sup> Driver assist technology only. It should not be used in place of skilled and safe driving practices. It is the driver's sole responsibility to monitor vehicle surroundings and conditions and comply with all applicable laws at all times.





## INTRODUCING VISION TECHNOLOGY

All-New Mazda CX-30 gives you the choice of Vision Technology to transform your drive into a truly effortless one. Consisting of 5 intuitive features and available to all grades,<sup>^</sup> it includes a 360° View Monitor,<sup>†</sup> for superior visibility during low speed manoeuvres. There is also Cruising and Traffic Support (CTS)<sup>†</sup> which assists with the accelerator, brake and steering while stuck in traffic. Driver Monitoring<sup>†</sup> uses an infrared camera to detect driver drowsiness and deliver an alert when needed. Front Cross Traffic Alert (FCTA)<sup>†</sup> checks for approaching vehicles in blind spots at T-intersections, and Front Parking Sensors help you handle parking with ease.



<sup>†</sup> Driver assist technology only. It should not be used in place of skilled and safe driving practices. It is the driver's sole responsibility to monitor vehicle surroundings and conditions and comply with all applicable laws at all times.

<sup>^</sup> Vision Technology is included in Astina grades at no extra cost. The Pure and Evolve grades have five features in the Vision Technology variants. Touring has four, as front parking sensors are a standard feature on the Touring grade.



## PERFORMANCE THAT EXCITES

All-New Mazda CX-30 has been developed with strict adherence to the Japanese philosophy of 'Jinba-ittai', or 'horse and rider as one'. This innate sense of responsiveness is translated by our Mazda engineers into a driving experience like no other. The newly developed G-Vectoring Control Plus (GVC Plus)<sup>†</sup> offers unprecedented levels of confidence-inspiring controllability in various situations such as high-speed lane changes and on slippery roads. Your choice of 2.0L or 2.5L Skyactiv-G petrol engines deliver dynamic performance and impressive fuel economy.

<sup>†</sup> Driver assist technology only. It should not be used in place of skilled and safe driving practices. It is the driver's sole responsibility to monitor vehicle surroundings and conditions and comply with all applicable laws at all times.



## INTRODUCING POLYMETAL GREY METALLIC

Fusing the hard appearance of metal with a glossy smoothness, the newly developed Polymetal Grey changes colour depending on the light, accentuating beautiful lines of the bodywork.


### BODY COLOURS




Snowflake White Pearl Mica




Sonic Silver Metallic




Polymetal Grey Metallic<sup>^</sup> ■



Soul Red Crystal Metallic<sup>^</sup> ■




Machine Grey Metallic<sup>^</sup> ■



Titanium Flash Mica ■




Deep Crystal Blue Mica ■




Jet Black Mica ■


### INTERIOR TRIMS



Black cloth (Pure)



Black cloth (Evolve)



Black leather<sup>#</sup>  
(Astina and Touring)



Pure White leather<sup>#</sup> (Astina)

<sup>^</sup> At extra cost.

■ Pure White leather<sup>#</sup> interior only available with Polymetal Grey Metallic, Soul Red Crystal Metallic, Machine Grey Metallic, Titanium Flash Mica, Deep Crystal Blue Mica and Jet Black Mica.

<sup>#</sup> Leather interior includes some Maztex material on selected high-impact surfaces.



## G20 PURE FEATURES

- » 16-inch alloy wheels (metallic grey finish)
- » 7-inch TFT LCD multi-information meter display
- » 8.8-inch widescreen colour display (Mazda Connect)
- » Advanced keyless push-button engine start
- » Airbags SRS: front (driver and passenger), side (front), knee (driver) and curtain (front and rear)
- » Air-conditioning
- » Apple CarPlay® and Android® Auto
- » Audio system with: AM/FM tuner, DAB+ Digital Radio and 8 speakers
- » Blind Spot Monitoring (BSM)
- » Bluetooth® (hands-free compatible)<sup>§</sup>
- » Bluetooth® audio (MP3 compatible)<sup>§</sup>
- » Driver Attention Alert (DAA)<sup>†</sup>
- » Electric parking brake with Auto Hold
- » Emergency Stop Signal (ESS)<sup>†</sup>
- » Forward Obstruction Warning (FOW)<sup>†</sup>
- » Headlamps (LED) with auto on/off function
- » High Beam Control (HBC)<sup>†</sup>
- » Hill Launch Assist (HLA)<sup>†</sup>
- » Lane Departure Warning (LDW)<sup>†</sup>
- » Lane-keep Assist System (LAS)<sup>†</sup>
- » Mazda Radar Cruise Control (MRCC) with Stop & Go<sup>†</sup>
- » Multi-function commander control
- » Parking sensors (rear)
- » Exterior mirrors with power adjustment
- » Exterior mirrors with auto folding function
- » Power windows with auto up/down (all windows)
- » Rear Cross Traffic Alert (RCTA)<sup>†</sup>
- » Rear spoiler
- » Reverse camera
- » Satellite navigation
- » Seat trim: black cloth
- » Seats (rear) with: 60/40 split-fold backrest
- » Smart Brake Support (SBS)<sup>†</sup>
- » Smart Brake Support – Rear (SBS-R)<sup>†</sup>
- » Smart Brake Support – Rear Crossing (SBS-RC)<sup>†</sup>
- » Tilt and telescopic adjustable steering wheel
- » Traffic Sign Recognition (TSR)<sup>†</sup>
- » Tyre Pressure Monitoring System (TPMS)<sup>†</sup>
- » USB input (iPod® compatible)
- » Wiper (rear) with intermittent function
- » Wipers (front) 2-speed with rain-sensing function

## POWERTRAIN

- » Skyactiv-G
- » 2.0 litre in-line 4 cylinder 16 valve DOHC S-VT petrol with i-stop
- » 6-speed automatic transmission (Skyactiv-Drive)
- » 114kW @ 6,000rpm
- » 200Nm @ 4,000rpm
- » FWD
- » Auto

§ Please check the compatibility of your Bluetooth® device (particularly your mobile phone) with the specific Mazda vehicle you intend to purchase as not all devices operate correctly. Visit [www.mazda.com.au/Bluetooth](http://www.mazda.com.au/Bluetooth) or consult your Mazda Dealer for further information. † i-Activsense, other safety technologies and driver-assistance features do not replace the driver's judgement, and should not be used in place of skilled and safe driving practices. It is the driver's sole responsibility to monitor vehicle surroundings and conditions and comply with all applicable laws at all times. \*Combined fuel consumption figures are based on ADR 81/02 test results. They are useful in comparing the fuel consumption of different vehicles. They may not be the fuel consumption achieved in practice. This will depend on traffic, road conditions and how the vehicle is driven.



## G20 EVOLVE FEATURES – ADDITIONAL TO G20 PURE

- » 18-inch alloy wheels (silver finish)
- » Air-conditioning (dual-zone climate control) with rear vents
- » Leather-wrapped: gear shift knob and steering wheel
- » Overhead sunglass storage box
- » Paddle shift gear control
- » Seats (rear) with centre fold down armrest with cup holder

## POWERTRAIN

- » Skyactiv-G
- » 2.0 litre in-line 4 cylinder 16 valve DOHC S-VT petrol with i-stop
- » 6-speed automatic transmission (Skyactiv-Drive)
- » 114kW @ 6,000rpm
- » 200Nm @ 4,000rpm
- » FWD
- » Auto



### TAKE TOTAL CONTROL

The paddleshift gear control means you can control your gears for a more exciting drive.



### EVERYBODY COMFORTABLE

Everyone can enjoy a comfortable cabin environment all year round with dual-zone climate control and rear vents.



### LOOK THE PART

18-inch alloy wheels not only look dynamic, they also add to the already superb ride and handling.

\*Combined fuel consumption figures are based on ADR 81/02 test results. They are useful in comparing the fuel consumption of different vehicles. They may not be the fuel consumption achieved in practice. This will depend on traffic, road conditions and how the vehicle is driven.



## G20 TOURING FEATURES

- » Advanced keyless entry
- » Exterior mirror with auto dimming function (driver side)
- » Exterior mirror with reverse tilt down function
- » Exterior mirrors with position memory
- » Seat trim: Black leather#
- » Seats (front) with: 10-way power adjustment (driver) including lumbar adjustment (driver) and 2-position memory
- » Vanity mirrors (front) with illumination
- » Parking sensors (front)
- » Rear-view mirror with auto dimming function

## POWERTRAIN

- » Skyactiv-G
- » 2.0 litre in-line 4 cylinder 16 valve DOHC S-VT petrol with i-stop
- » 6-speed automatic transmission (Skyactiv-Drive)
- » 114kW @ 6,000rpm
- » 200Nm @ 4,000rpm
- » FWD
- » Auto



### GO KEYLESS

Advanced keyless entry means when you're carrying the remote locking unit, you enter just by pulling the handle of either front door.



### FIND THE PERFECT POSITION

Enjoy the driver's seat with 10-way power adjustment, including lumbar adjustment and 2-position memory.



### LET US GUIDE THE WAY

With Mazda Connect relax and enjoy the drive with satellite navigation that's mapped out the journey for you.

# Leather interior includes some Maztex material on selected high-impact surfaces. \*Combined fuel consumption figures are based on ADR 81/02 test results. They are useful in comparing the fuel consumption of different vehicles. They may not be the fuel consumption achieved in practice. This will depend on traffic, road conditions and how the vehicle is driven.



## G25 TOURING FEATURES

- » Advanced keyless entry
- » Exterior mirror with auto dimming function (driver side)
- » Exterior mirror with reverse tilt down function
- » Exterior mirrors with position memory
- » Seat trim: Black leather#
- » Seats (front) with: 10-way power adjustment (driver) including lumbar adjustment (driver) and 2-position memory
- » Vanity mirrors (front) with illumination
- » Parking sensors (front)
- » Rear-view mirror with auto dimming function

## POWERTRAIN

- » 2.5 litre in-line 4 cylinder 16 valve DOHC S-VT petrol with i-stop and cylinder deactivation
- » 6-speed automatic transmission (Skyactiv-Drive)
- » 139kW @ 6,000rpm
- » 252Nm @ 4,000rpm
- » FWD or i-Activ AWD
- » Auto



### EYES FORWARD

Traffic Sign Recognition (TSR) which detects speed limit, no entry and stop signs is projected on the Active Driving Display, which gives you all the important information you need.



### ENJOY THE EXTRA POWER

The updated Skyactiv-G 2.5L petrol engine with i-stop and cylinder deactivation, delivers a superior performance.



### CONNECT TO THE ROAD

The optional i-Activ AWD uses real-time data from 27 different sensors to monitor, predict and respond to even the slightest change in driving conditions. This improves traction and grip, giving you a connection to the road that's unbeatable.

# Leather interior includes some Maztex material on selected high-impact surfaces. \*Combined fuel consumption figures are based on ADR 81/02 test results. They are useful in comparing the fuel consumption of different vehicles. They may not be the fuel consumption achieved in practice. This will depend on traffic, road conditions and how the vehicle is driven.



## G20 ASTINA – ADDITIONAL TO G20 TOURING

- » 18-inch alloy wheels (bright finish)
- » 360° View Monitor†
- » Adaptive LED Headlights (ALH)†
- » Cruising & Traffic Support (CTS)†
- » Driver monitoring†
- » Front Cross Traffic Alert (FCTA)†
- » Heated front seats and steering
- » Seat trim: Black leather or optional Pure white leather#
- » Frameless rear view mirror
- » Premium Bose® amplifier and 12 speakers
- » Remote operated power tailgate (open/close)

## POWERTRAIN

- » Skyactiv-G
- » 2.0 litre in-line 4 cylinder 16 valve DOHC S-VT petrol with i-stop
- » 6-speed automatic transmission (Skyactiv-Drive)
- » 114kW @ 6,000rpm
- » 200Nm @ 4,000rpm
- » FWD
- » Auto



### SOUNDS EXTRAORDINARY

Enjoy powerful performance with amazing clarity through the Bose® amplifier and 12 speakers, placed strategically throughout the cabin.



### WARM TO THE LUXURY

Sit back and soak up the heated front seats and steering wheel, providing optimum comfort during the cooler months.



### CARGO CONVENIENCE

Access your rear cargo space at the push of a button, thanks to the easy to use remote operated power lift tailgate.

# Leather interior includes some Maztex material on selected high-impact surfaces. † i-Activsense, other safety technologies and driver-assistance features do not replace the driver's judgement, and should not be used in place of skilled and safe driving practices. It is the driver's sole responsibility to monitor vehicle surroundings and conditions and comply with all applicable laws at all times. \*Combined fuel consumption figures are based on ADR 81/02 test results. They are useful in comparing the fuel consumption of different vehicles. They may not be the fuel consumption achieved in practice. This will depend on traffic, road conditions and how the vehicle is driven.





## G25 ASTINA

- » 18-inch alloy wheels (bright finish)
- » 360° View Monitor†
- » Adaptive LED Headlights (ALH)†
- » Cruising & Traffic Support (CTS)†
- » Driver monitoring†
- » Front Cross Traffic Alert (FCTA)†
- » Heated front seats and steering
- » Power sliding and tilt glass sunroof
- » Seat trim: Black leather or optional Pure white leather#
- » Frameless rear view mirror
- » Premium Bose® amplifier and 12 speakers
- » Remote operated power tailgate (open/close)

## POWERTRAIN

- » 2.5 litre in-line 4 cylinder 16 valve DOHC S-VT petrol with i-stop and cylinder deactivation
- » 6-speed automatic transmission (Skyactiv-Drive)
- » 139kW @ 6,000rpm
- » 252Nm @ 4,000rpm
- » FWD or i-Activ AWD
- » Auto



### LIGHT THE WAY

Adaptive LED Headlights (ALH) broadens visibility at low speeds, avoids dazzling others on high beam, and extends vision at highway speeds.



### LET THE LIGHT IN

Enjoy the elements with a power operated sliding glass sunroof including tilt function.



### TAKE A 360 VIEW

Four separate cameras give you a complete 360° view around the vehicle, helping you minimise blind spots and avoid obstacles.

# Leather interior includes some Maztex material on selected high-impact surfaces. † i-Activsense, other safety technologies and driver-assistance features do not replace the driver's judgement, and should not be used in place of skilled and safe driving practices. It is the driver's sole responsibility to monitor vehicle surroundings and conditions and comply with all applicable laws at all times. \*Combined fuel consumption figures are based on ADR 81/02 test results. They are useful in comparing the fuel consumption of different vehicles. They may not be the fuel consumption achieved in practice. This will depend on traffic, road conditions and how the vehicle is driven.

# SPECIFICATIONS

Powertrain		2.0L I4 Petrol FWD	2.5L I4 Petrol FWD	2.5L I4 Petrol AWD
Bore and stroke (mm)		83.5 x 91.2	89.0 x 100.0	89.0 x 100.0
Compression ratio		13.0 : 1	13.0 : 1	13.0 : 1
Drivetrain		FWD	FWD	i-Activ AWD
Emissions standard		Euro stage 5	Euro stage 5	Euro stage 5
Engine capacity (cc)		1,998	2,488	2,488
Engine type		2.0 litre in-line 4 cylinder 16 valve DOHC S-VT petrol (Skyactiv-G) with i-stop	2.5 litre in-line 4 cylinder 16 valve DOHC S-VT petrol (Skyactiv-G) with i-stop and cylinder deactivation	2.5 litre in-line 4 cylinder 16 valve DOHC S-VT petrol (Skyactiv-G) with i-stop and cylinder deactivation
Fuel consumption (l/100km)*:	Auto (combined)	6.5	6.6	6.8
	Auto (extra-urban)	5.6	5.5	5.7
	Auto (urban)	8.0	8.5	8.7
Fuel system		----- Electronic direct injection -----		
Fuel tank capacity (litres)		51	51	48
Gear ratio – Auto:	1st	3.552	3.552	3.552
	2nd	2.022	2.022	2.022
	3rd	1.347	1.347	1.347
	4th	1.000	1.000	1.000
	5th	0.745	0.745	0.745
	6th	0.599	0.599	0.599
	Reverse	3.052	3.052	3.052
	Final drive	4.367	4.367	4.367
Maximum power (kW @ rpm)		114kW @ 6,000rpm	139kW @ 6,000rpm	139kW @ 6,000rpm
Maximum torque (Nm @ rpm)		200Nm @ 4,000rpm	252Nm @ 4,000rpm	252Nm @ 4,000rpm
Recommended fuel		----- Unleaded or E10 (91RON or higher) -----		
Throttle control		----- Electronic (drive-by-wire) -----		
Transmission: Auto		----- 6-speed auto Skyactiv-Drive -----		

\* Fuel consumption figures are based on ADR 81/02 test results. They are useful in comparing the fuel consumption of different vehicles. They may not be the fuel consumption achieved in practice. This will depend on traffic and road conditions and how the vehicle is driven.

# SPECIFICATIONS

## Model Availability

	G20 Pure	G20 Evolve	G20 Touring	G20 Astina	G25 Touring	G25 Astina
2.0L I4 Skyactiv-G Petrol 6-speed Automatic FWD	●	●	●	●	—	—
2.5L I4 Skyactiv-G Petrol 6-speed Automatic FWD	—	—	—	—	●	●
2.5L I4 Skyactiv-G Petrol 6-speed Automatic AWD	—	—	—	—	○	○

## Dimensions

	G20 Pure	G20 Evolve	G20 Touring	G20 Astina	G25 Touring	G25 Astina
Ground clearance laden (mm)	----- 175 -----					
Overall length (mm)	----- 4,395 -----					
Overall width (mm)	----- 1,795 -----					
Overall height (mm)	----- 1,540 -----					
Track (mm):	----- 1,565 -----					
Front	----- 1,565 -----					
Rear	----- 1,565 -----					
Wheelbase (mm)	----- 2,655 -----					

## Chassis

	G20 Pure	G20 Evolve	G20 Touring	G20 Astina	G25 Touring	G25 Astina
Active Air Shutter	—	—	—	—	●	●
Automatic transmission drive selection	●	●	●	●	●	●
Automatic transmission kickdown switch	●	●	●	●	●	●
Electric Parking Brake with Auto Hold	●	●	●	●	●	●
Electric power assist steering	●	●	●	●	●	●
Hill Launch Assist (HLA)	●	●	●	●	●	●
i-stop	●	●	●	●	●	●
Cylinder Deactivation	—	—	—	—	●	●
Skyactiv-Body	●	●	●	●	●	●
Skyactiv-Chassis	●	●	●	●	●	●
Skyactiv-Vehicle Dynamics G-Vectoring Control Plus (GVC-Plus)	●	●	●	●	●	●
Paddle shift gear control	—	●	●	●	●	●

● = Standard, ○ = Option, — = Not available.

# SPECIFICATIONS

Chassis		G20 Pure	G20 Evolve	G20 Touring	G20 Astina	G25 Touring	G25 Touring	G25 Astina	G25 Astina
		FWD	FWD	FWD	FWD	FWD	AWD	FWD	AWD
Brake diameter (mm):	Front	----- 295 -----							
	Rear	265	265	265	265	265	303	265	303
Brake type:	Front	----- Ventilated disc -----							
	Rear	----- Solid disc -----							
Steering type		----- Electric power assist steering -----							
Suspension:	Front	----- MacPherson strut -----							
	Rear	----- Torsion beam -----							
Turning circle kerb to kerb (m)		----- 10.6 -----							
Tyre size		215/65R16	215/55R18	215/55R18	215/55R18	215/55R18	215/55R18	215/55R18	215/55R18
Tyre index		98H	95H	95H	95H	95H	95H	95H	95H
Wheel size		16x6.5J	18x7J	18x7J	18x7J	18x7J	18x7J	18x7J	18x7J
Wheel type		----- Alloy -----							
Tyre size (spare)		----- T135/80D17 -----							
Wheel type (spare)		----- Temporary (steel) -----							

Weights and Capacities		G20 Pure	G20 Evolve	G20 Touring	G20 Astina	G25 Touring	G25 Touring	G25 Astina	G25 Astina
		FWD	FWD	FWD	FWD	FWD	AWD	FWD	AWD
Cargo room volume VDA (litres)		----- 317 -----							
Kerb weight (kg):	Auto	1,442	1,442	1,442	1,442	1,467	1,533	1,478	1,544
Towing capacity <sup>†</sup> (kg):	Braked	----- 1,200kg -----							
	Unbraked	----- 600kg -----							
Tow-ball download maximum (kg)		----- 80kg -----							

<sup>†</sup> When fitted with a Mazda genuine towing kit. Subject to State and Territory regulations.

# SPECIFICATIONS

Exterior	G20 Pure	G20 Evolve	G20 Touring	G20 Astina	G25 Touring	G25 Astina
Daytime running lamps (Halogen)	●	●	●	—	●	—
Daytime running lamps (LED)	—	—	—	●	—	●
Door handles (body coloured)	●	●	●	●	●	●
Exhaust extension (chrome)	●	●	●	●	●	●
Green-tinted (UV cutting) windscreen, side and rear windows	●	●	●	●	●	●
Headlamps (LED)	●	●	●	●	●	●
Headlamps auto on/off function	●	●	●	●	●	●
Exterior mirror (driver side) with auto dimming function	—	—	●	●	●	●
Exterior mirrors with reverse tilt down function	—	—	●	●	●	●
Exterior mirrors with power adjustment	●	●	●	●	●	●
Exterior mirrors with position memory function	—	—	●	●	●	●
Exterior mirrors with auto folding function	●	●	●	●	●	●
Exterior mirrors with heating function	—	—	●	●	●	●
Power sliding and tilt glass sun-roof	—	—	—	—	—	●
Power windows with auto up/down (all windows)	●	●	●	●	●	●
Rear spoiler	●	●	●	●	●	●
Remote operated power tailgate (open/close)	—	—	—	●	—	●
Tail-lamps (LED)	●	●	●	●	●	●
Window demister (rear)	●	●	●	●	●	●
Wipers (front) 2-speed with rain-sensing function	●	●	●	●	●	●
Wiper (rear) with intermittent function	●	●	●	●	●	●

● = Standard, — = Not available.

# SPECIFICATIONS

Seats		G20 Pure	G20 Evolve	G20 Touring	G20 Astina	G25 Touring	G25 Astina
Seat trim:	Black cloth	●	●	—	—	—	—
	Black leather <sup>#</sup>	—	—	●	●	●	●
	Pure White leather <sup>#</sup>	—	—	—	○	—	○
Front seats with:	2-position memory function	—	—	●	●	●	●
	10-way power adjustment (driver)	—	—	●	●	●	●
	Adjustable head restraints	●	●	●	●	●	●
	Heating function	—	—	—	●	—	●
	Height adjustment (driver)	●	●	●	●	●	●
	Height adjustment (passenger)	—	●	●	●	●	●
	Lumbar adjustment (driver)	—	—	●	●	●	●
	Rake and slide adjustment	●	●	●	●	●	●
	Seat back pocket (passenger)	●	●	●	●	●	●
Rear seats with:	60/40 split fold backrest	●	●	●	●	●	●
	Adjustable head restraints	●	●	●	●	●	●
	Centre fold down armrest	—	●	●	●	●	●

● = Standard, ○ = Option, — = Not available. # Leather interior includes some Maztex material on selected high impact surfaces.

# SPECIFICATIONS

Interior	G20 Pure	G20 Evolve	G20 Touring	G20 Astina	G25 Touring	G25 Astina
Active Driving Display	●	●	●	●	●	●
Air-conditioning	●	—	—	—	—	—
Air-conditioning (dual-zone climate control) with rear vents	—	●	●	●	●	●
Ambient temperature display	●	●	●	●	●	●
Centre armrest console with tray	●	●	●	●	●	●
Critical function warning lights/chimes	●	●	●	●	●	●
Cruise control	●	●	●	●	●	●
Cupholders	●	●	●	●	●	●
Door bottle holders (front and rear)	●	●	●	●	●	●
Electric Parking Brake with Auto Hold	●	●	●	●	●	●
Glove box	●	●	●	●	●	●
Heated steering wheel function	—	—	—	●	—	●
Instrument panel light dimmer	●	●	●	●	●	●
Interior illumination:	Cargo room lamp	●	●	●	●	●
	Entry system with delayed fade	●	●	●	●	●
	Map reading spot lamps	●	●	●	●	●
Leather-wrapped:	Gear shift knob	—	●	●	●	●
	Steering wheel	—	●	●	●	●
One touch (up and down) power windows (all)	●	●	●	●	●	●
Overhead sunglass storage box	—	●	●	●	●	●
Paddle shift gear control	—	●	●	●	●	●
Mazda Radar Cruise Control (MRCC) <sup>†</sup> with Stop & Go	●	●	●	●	●	●
Rear-view mirror with auto dimming function	—	—	●	●	●	●
Rear-view mirror (frameless) with auto dimming function	—	—	—	●	—	●
Tachometer and electronic odometer/ tripmeter	●	●	●	●	●	●
Tilt and telescopic adjustable steering wheel	●	●	●	●	●	●
Trip Computer	●	●	●	●	●	●
Vanity mirrors (front)	●	●	—	—	—	—
Vanity mirrors (front) with illumination	—	—	●	●	●	●

● = Standard, — = Not available. † Driver assist technology only. It should not be used in place of skilled and safe driving practices. It is the driver's sole responsibility to monitor vehicle surroundings and conditions and comply with all applicable laws at all times.

# SPECIFICATIONS

Infotainment	G20 Pure	G20 Evolve	G20 Touring	G20 Astina	G25 Touring	G25 Astina
8.8-inch widescreen colour display (Mazda Connect)	●	●	●	●	●	●
AM/FM tuner	●	●	●	●	●	●
Apple CarPlay <sup>®</sup> and Android <sup>®</sup> Auto <sup>§</sup>	●	●	●	●	●	●
Bluetooth <sup>®</sup> hands-free phone and audio capability <sup>§</sup>	●	●	●	●	●	●
DAB+ digital radio	●	●	●	●	●	●
Multi-function commander control	●	●	●	●	●	●
Premium Bose <sup>®</sup> amplifier and speakers	—	—	—	●	—	●
Radio Data System (RDS) program information	●	●	●	●	●	●
Satellite navigation	●	●	●	●	●	●
Speakers (8)	●	●	●	—	●	—
Speakers (12)	—	—	—	●	—	●
Steering wheel-mounted audio controls	●	●	●	●	●	●
USB-audio input port (iPod <sup>®</sup> compatible)	●	●	●	●	●	●

● = Standard, — = Not available. § Please check the compatibility of your device (particularly your mobile phone) with your Mazda Dealer as not all devices support connectivity or use all available features.



# SPECIFICATIONS

Safety and Security	G20 Pure	G20 Evolve	G20 Touring	G20 Astina	G25 Touring	G25 Astina
360° View Monitor†	○*	○*	○*	●	○*	●
Adaptive LED Headlights (ALH)†	—	—	—	●	—	●
Advanced keyless entry	—	—	●	●	●	●
Advanced keyless push-button engine start	●	●	●	●	●	●
Airbags SRS:						
Front (driver and passenger)	●	●	●	●	●	●
Side (front)	●	●	●	●	●	●
Curtain (front and rear)	●	●	●	●	●	●
Knee (driver)	●	●	●	●	●	●
Anti-lock Braking System (ABS)	●	●	●	●	●	●
Blind Spot Monitoring (BSM)†	●	●	●	●	●	●
Childproof rear door locks	●	●	●	●	●	●
Cruising & Traffic Support (CTS)†	○*	○*	○*	●	○*	●
Driver Attention Alert (DAA)†	●	●	●	●	●	●
Driver Monitoring	○*	○*	○*	●	○*	●
Dynamic Stability Control (DSC)	●	●	●	●	●	●
Electronic Brake-force Distribution (EBD)	●	●	●	●	●	●
Emergency Brake Assist (EBA)	●	●	●	●	●	●
Emergency Stop Signal (ESS)	●	●	●	●	●	●
Engine immobiliser	●	●	●	●	●	●
Forward Obstruction Warning (FOW)†	●	●	●	●	●	●
Front Cross Traffic Alert (FCTA)†	○*	○*	○*	●	○*	●
G-Vectoring Control Plus (GVC-Plus)	●	●	●	●	●	●
High Beam Control (HBC)†	●	●	●	●	●	●
High mount stop lamp	●	●	●	●	●	●
Hill Launch Assist (HLA)	●	●	●	●	●	●
ISOFIX child restraint anchor points and top tethers	●	●	●	●	●	●

● = Standard, ○\* = Option available as part of optional Vision Technology, — = Not available.

† Driver assist technology only. It should not be used in place of skilled and safe driving practices. It is the driver's sole responsibility to monitor vehicle surroundings and conditions and comply with all applicable laws at all times.

# SPECIFICATIONS

Safety and Security	G20 Pure	G20 Evolve	G20 Touring	G20 Astina	G25 Touring	G25 Astina
Lane Departure Warning (LDW) <sup>†</sup>	●	●	●	●	●	●
Lane-keep Assist System (LAS) <sup>†</sup>	●	●	●	●	●	●
Left-hand-side convex (wide angle) exterior mirror	●	●	●	●	●	●
Parking sensors (front)	○*	○*	●	●	●	●
Parking sensors (rear)	●	●	●	●	●	●
Rear Cross Traffic Alert (RCTA) <sup>†</sup>	●	●	●	●	●	●
Remote central locking (2 transmitters)	●	●	●	●	●	●
Reverse camera	●	●	●	●	●	●
Seat-belt warning (front and rear)	●	●	●	●	●	●
Seat-belts (front) with pretensioners, load-limiters and height adjustable shoulder anchorages	●	●	●	●	●	●
Seat-belts 3-point lap-sash (all seats)	●	●	●	●	●	●
Side impact door beams	●	●	●	●	●	●
Smart Brake Support (SBS) <sup>†</sup> with front pedestrian and cycle detection	●	●	●	●	●	●
Smart Brake Support - Rear (SCS-R)	●	●	●	●	●	●
Smart Brake Support - Rear Crossing (SBS-RC) <sup>†</sup>	●	●	●	●	●	●
Traction Control System (TCS)	●	●	●	●	●	●
Traffic Sign Recognition (TSR) <sup>†</sup>	●	●	●	●	●	●
Triple H safety construction with front and rear crumple zones	●	●	●	●	●	●
Tyre Pressure Monitoring System (TPMS)	●	●	●	●	●	●
Whiplash-minimising front seats	●	●	●	●	●	●

● = Standard, ○\* = Option available as part of optional Vision Technology.

<sup>†</sup> Driver assist technology only. It should not be used in place of skilled and safe driving practices. It is the driver's sole responsibility to monitor vehicle surroundings and conditions and comply with all applicable laws at all times.



## REST ASSURED — YOUR WARRANTY

The quality built into Mazda CX-30 is backed up by a 5 year, unlimited kilometre factory warranty and 6 year panel protection warranty.<sup>#</sup>

## HELP IS AT HAND — MAZDA ROADSIDE ASSISTANCE

Mazda Premium Roadside Assistance is now included with the purchase of all new Mazda vehicles. Whether it's a flat battery, locked-in keys, accident support and flat or damaged tyres, we've got you covered, day or night, city or country. With Mazda Premium Roadside Assistance, help is always there when you need it. (Terms and conditions apply.)

## MAZDA FINANCE — FINANCE, YOUR WAY

Mazda Finance offers flexible finance options to suit you or your business. You can choose from a Mazda Finance Fixed Rate Car Loan or Mazda Assured\*, a loan option that enables you to enjoy a new Mazda more often. Each finance option comes with the reassurance of a Mazda Tailored Rate – an interest rate tailored to your individual circumstances.

## MAINTAIN THAT ZOOM-ZOOM

Your Mazda CX-30 deserves the best in care. Servicing with Mazda Service Select gives your car the advantage of factory trained Service Technicians and advanced computer diagnostic systems. As well as maintaining your Mazda in A1 condition, you'll also be protecting your vehicle's outstanding resale value.

\*Terms, conditions, fees and charges apply. Mazda Assured Guaranteed Future Value products are available to approved customers of Mazda Finance, a division of Australian Alliance Automotive Finance Pty Limited ABN 63 002 407 703, Australian Credit Licence 513747. At participating dealerships only. <sup>#</sup>New 5 year unlimited kilometre warranty available on all brand new vehicles purchased from 1 August 2018. For full terms and conditions please visit <https://www.mazda.com.au/owners/warranty/>



For further information, visit [mazda.com.au](https://www.mazda.com.au)  
or Freecall 1800 034 411

All care is taken to ensure the accuracy of this brochure and availability of vehicles and features at the time of publication, however, to the extent permitted by law, Mazda Australia Pty Ltd will not be liable for any loss suffered or incurred by a purchaser or prospective purchaser if the content is inaccurate or not up to date, or if it withdraws any vehicles or features referred to in the brochure from the market. Specifications, features and model availability may vary from state to state and may change without notice. Please refer to [mazda.com.au](https://www.mazda.com.au) or consult your Mazda Dealer prior to placing an order to ascertain current information on model availability, specifications, options, features and prices. Mazda Australia Pty Ltd ABN 78 004 690 804. 211A Wellington Road, Mulgrave, Victoria 3170. iPod is a trademark of Apple Inc., registered in the US and other countries. Due to the nature of the printing process, colours may vary from those shown in this brochure. Ask your Dealer to show you a product sample. Published April 2020. MAZ14367