



Das Auto.

Touareg



Content overview.

| | |
|---|----|
| Philosophy | 3 |
| Introduction | 4 |
| Range overview | 6 |
| Touareg 150TDI | |
| Touareg V6 TDI | |
| Touareg V6 FSI | |
| Touareg V6 TDI 4XMOTION® | |
| Exterior | 16 |
| Interior | 18 |
| Technology | 20 |
| Safety | 24 |
| Entertainment | 26 |
| Optional Packages | 28 |
| Volkswagen Genuine Accessories | 30 |
| Specifications | 32 |
| Colours and Upholstery | 55 |
| Glossary | 56 |
| Owning a Volkswagen | 58 |
| Corporate Sustainability – Think Blue. | 59 |



“Being so unique, different and simple that it distinguishes itself from the rest. That’s Volkswagen.”

Walter de’Silva

Head of Volkswagen Group Design




Stronger, lighter, faster ... better

The new Volkswagen Touareg is lighter, roomier, more powerful and more efficient than ever before. A single glance is all you need to take in the changes: the stance is lower, the lines more purposeful, the look more streamlined. Yet not a single sacrifice has been made in the course of all these improvements; in fact, we think it offers the perfect combination of performance, style and all-round versatility.

The Touareg range comprises four models, ensuring that no matter what your driving needs, there's a car for you. The 150TDI is economical with fuel and generous with power, while the V6 FSI offers sophistication in its inimitable style and luxury. The V6 TDI combines diesel power with mountains of torque and the V6 TDI 4XMOTION® has the perfect combination of interior comfort and secure off-road performance.

Quality touches abound. The interior is spacious, comfortable and above all, highly functional, combining advanced safety features with multimedia capabilities and ergonomic controls. From the Start/Stop system to the unique ignition key, the Touareg is a car that's been designed with only one thing in mind – providing a driving experience like no other.

It's also a technically sophisticated car, with active and passive safety systems, advanced driver assistance systems and BlueMotion Technology to reduce emissions and fuel consumption. It's safe, economical and truly an all-purpose car for all seasons.





Range Overview.

150TDI

Page 8.



150TDI – Powerful, economical and enjoyable.

The 150TDI is powered by a turbocharged, common-rail diesel engine. With huge amounts of torque on tap it'll get you to your destination in style and comfort while just sipping on its fuel.

V6 TDI

Page 10.



V6 TDI – Powerhouse all-rounder

The V6 TDI's diesel engine is nothing short of astonishing. Even when fully laden it pulls away effortlessly, cruises all day and remains unfazed when the going gets rough. It's a versatile luxury vehicle for those who require serious power every day.

V6 FSI

Page 12.



V6 FSI – Smooth and responsive.

With a smooth-revving V6 direct injection petrol engine under the bonnet, the V6 FSI is a comfortable highway cruiser, happy to eat up long distance trips at a gallop. But it's just as happy in the city and will effortlessly take you to all your favourite destinations.

V6 TDI 4XMOTION®

Page 14.



V6 TDI 4XMOTION® – The ultimate escape vehicle.

Combining Volkswagen's V6 TDI engine with its 4XMOTION® transmission has produced a vehicle that can truly handle any conditions thrown at it. With phenomenal off-road performance, even the most hard-to-reach locations are now within range.

150TDI.

Designed to be driven.

Volkswagen has re-thought the SUV. The new Touareg 150TDI is a car that is equally at home driving to the local shops or heading for the great outdoors. Powered by a frugal but potent turbocharged common rail diesel engine (producing 150kW of power and 400Nm of torque), paired with an 8 speed automatic transmission and 4MOTION® full time all-wheel drive, the 150TDI also includes as standard a raft of technologies including ABS, ESP, Brake Assist and more. All of which combine to make it a car that is a sheer pleasure to drive. It also comes with enough extras – fog lights, parking distance sensors, chrome body highlights, heated door mirrors and more – to make it one of the best equipped 'standard' models you'll find.

Inside, it's as safe as it is comfortable. With 9 airbags, safety-optimised front head restraints and a host of active and passive safety systems, you're as protected as can be. Off road functions including ABSplus, hill descent assistance, traction control and an adapted transmission shift program mean make it a genuine all-rounder.

But there are no compromises when it comes to comfort and amenity, with leather appointed seats, chrome highlights, a colour multi function display and touch screen audio system ensuring you'll travel in comfort. Dual-zone air conditioning, a generous cargo capacity, Bluetooth® phone connectivity and a Media Device Interface (MDI) ensure that no matter where you go, you'll be able to bring along everything you need.

No matter whether you look at it as a family car, a country car, a long-distance car or an off-road car, the 150TDI remains one thing above all else – a driver's car.





V6 TDI.

Leading the way.

It always pays to lead, not follow. Take, for instance, the Touareg V6 TDI. Its mighty 3.0 litre common rail turbocharged diesel engine outputs 180kW of power and 550Nm of torque in Model Year 12 and 176kW of power and 550Nm of torque in Model Year 11. Mated to our smooth-shifting 8 speed automatic transmission and our 4MOTION® full-time all wheel drive system, it'll take you wherever you want to go, on road or off.

Not every vehicle can blend comfort and performance the way the V6 TDI does. Its stylish Nappa, leather-appointed interior features chrome highlights and creature comforts including dual-zone air conditioning and the RNS850 satellite navigation system (with touch-screen controls and a hard drive for media storage). Its front seats have 12-way electric adjustment and electro-pneumatically adjustable side bolsters. The dashboard, centre console and doors feature Vavona ornamental wood decorative inserts.

Safety is also a priority for the V6 TDI. A mix of active and passive safety systems, including 9 airbags, safety optimised front seat head restraints and carefully-engineered crumple zones protect occupants if an incident occurs. Helping to prevent incidents are a range of driver assistance technologies including ABS, ESP, Brake Assist, Electronic Differential Lock (EDL) and Anti Slip Regulation (ASR). If off-road driving figures in your regular routine you can take further comfort in its specialised off road functions. These include ABSplus, hill descent assistance, traction control and an adapted transmission shift program.

These elements all combine to make the V6 TDI the leader of the pack whether you need a comfortable cruiser, a capable off-roader or a long-distance hauler.









V6 FSI.

Drive all day.

Powered by a direct injection petrol engine, it has long legs and makes a great highway cruiser. It's also a truly versatile, everyday car that is perfectly suited to those who require serious performance, producing 206kW of power and 360Nm of torque, to be precise. With full-time 4MOTION® all-wheel drive and Volkswagen's 8 speed automatic gearbox it can shift into overdrive while still enjoying the stability and safety provided by sending power to every corner of the vehicle.

That stability is enhanced by the latest generation of Volkswagen's safety systems. These include standard features like ABS and ESP and advanced technologies like Brake Assist, EDL (Electronic Differential Lock) and ASR (Anti Slip Regulation).

Working in conjunction with passive safety systems including 9 airbags, safety optimised front head restraints and extensive crumple zones, you can be confident that this is a car that is doing everything it can to keep you and your passengers safe.

Make that safe and comfortable; on long trips taken over rough terrain, passenger comfort isn't a luxury, it's a necessity. From the leather-appointed seats and steering wheel to the dual zone air conditioning and RNS 850, the V6 FSI has what it takes to ensure you and your passengers arrive unruffled.

It's more than just a highway cruiser, however; it's also a capable vehicle around town, with the balance and precision to make short work of even the most trying conditions. The 4MOTION® system, optional air suspension system and overall dynamics mean that wherever your drive takes you, the V6 FSI will keep on motoring.



V6 TDI 4XMOTION®.

The ultimate escape vehicle.

This really is a car with 'the works'. The Touareg V6 TDI 4XMOTION® outputs 180kW of power and 550Nm of torque in Model Year 12 and 176kW of power and 550Nm of torque in Model Year 11 with our electronically controlled permanent four-wheel drive system. You want off-road capability? You got it.

Distributing torque between front and rear axles (or, if necessary, to individual wheels), the system provides the best possible traction in all conditions. The selectable off-road function also improves handling on hill descents and loose surfaces, and provides adapted traction control and transmission shift profiles.

Further complementing its off-road capabilities are a low range reduction gear ratio, lockable centre and rear differentials, an under body engine and transmission guard and a larger capacity 100 litre fuel tank.

Not that the V6 TDI 4XMOTION® lacks any sophistication on the open road. Its 8 speed automatic transmission is ideal for

eating up the kilometres on long journeys and it also features our full array of driver assistance technologies (including ABS, ESP, Brake Assist and Anti Slip Regulation) and dedicated safety systems, both active and passive, including 9 airbags, extensive crumple zones and safety optimised front head restraints.

It's comfortable, too. The Nappa leather appointed interior, dual-zone air conditioning, RNS850 satellite navigation system and colour Multi Function Display (MFD) ensure that regardless of your destination, you'll be travelling with ease. The front seats are adjustable and come with an optional memory function while the back seats feature a 60/40 split to maximise load-carrying capacity. The interior is finished off with attractive chrome highlights and Vavona ornamental wood inserts.

From its muscular appearance to its sublime performance, we like to think of the V6 TDI 4XMOTION® as the most versatile Touareg ever.



Exterior.

Dynamic, purposeful, strong.

The Touareg is a car that pleases the eye no matter what your vantage point. It sits well on the road, looking every bit the self-assured, sure-footed SUV. But it's also slippery, with improved aerodynamics and reduced frontal area. The extensive glass area improves visibility while lightening the design, while the chrome highlights and subtle hipline and bonnet guide the eye.

It's a powerful, dynamic-looking vehicle and there are plenty of design touches – headlights, roof rails and more – that hint at the versatility that lies below the surface.

- 01. Atacama 17x7.5" Alloy Wheel (standard on 150TDI)
- 02. Karakum 18x8" Alloy Wheel (standard on V6 TDI & V6 FSI)
- 03. Pikes Peak 20x9" Alloy Wheel ☐
- 04. Automatically opening & closing Tailgate
On the V6 TDI, V6 FSI and V6 TDI 4XMOTION® the tailgate can be automatically closed and opened remotely via the button on the Touareg key, using the rear handle or by a button on the drivers door. Sensor strips prevent the door from closing on your fingers. The opening angle can also be programmed.

☐ Optional equipment



05. Front fog lights

To make sure you can see where you're going regardless of conditions, the Touareg comes equipped with fog lights mounted in its lower bumper. This provides the optimal angle for illuminating fog banks and damp roads, reducing hazards and improving visibility.

06. Chrome roof rails (not pictured)

When you're escaping the city, you'll need to take the right gear with you. The Touareg's chrome roof rails provide mounting points for roof bars to attach skis, bikes, luggage pods and more – just the thing to make sure that you've got all the gear you

need, whether you're planning to camp out for a week or just visit your favourite bike track.

07. Black grained wheel arch extensions (not pictured)

When you're tackling your favourite track, you want your car to be protected. Wheel arch extensions in sturdy black grained plastic will help keep your paintwork safe from plenty of miscellaneous scratches and other marks, while complementing the Touareg's sturdy good looks.

08. Chrome rear bumper loading step (not pictured)

Sometimes you need to rest a heavy load on the rear bumper, so the Touareg 150TDI, V6 TDI and V6 FSI have a chrome loading step on the rear bumper to make loading up as easy as can be. Not only does it look great, it protects your bumper from accidental damage and provides a sturdy platform when fitting your load into the car.



Interior.

Safety, comfort and style.

Nobody likes to rough it all the time, which is why the Touareg's interior fit-out is as civilised as the rest of the car is tough. From the unique steering wheel to the adjustable seats and the Multi Function Display, the Touareg will protect you from the elements, soothe your senses and keep you comfortable and alert on those long drives.

It's important to have controls that fall easily to hand, so our engineers have worked hard to ensure that the Touareg's amenities are as simple to use as possible.



01



02



03



01. Steering wheel

The Touareg's steering wheel is bound in leather, for the best possible comfort. It also carries controls for the radio, Bluetooth® phone connectivity and the multi function display. Ergonomically designed to ensure minimal distraction from the task of driving, the controls fall naturally to hand, meaning you can concentrate on the road ahead at all times.

02. MFD premium colour display

The Touareg's centrally located colour display is also a screen operated information system. Use it to control the phone, radio or navigation system, or just to display the vehicle information

(outside temperature, fuel range and more) you want. It's easy to see, easy to use and most importantly, easy to configure to suit your driving needs.

03. Unique ignition and key

The Touareg's unique key features a high-quality ergonomic design that sits comfortably in your hand or your pocket. It has the customary three buttons (lock, unlock and rear tailgate release) as well as an emergency mechanical key. Simply slip the key into the ignition and the radio or navigation system is activated automatically; turn it in either direction and the engine will start.

04. Comfort seats (not pictured)

The Touareg's front seats feature 12-way electric adjustment and electro-pneumatic side bolsters in the V6 FSI, V6 TDI and V6 TDI 4XMOTION® models. Height, incline, lumbar support and more can all be individually adjusted to your perfect driving position.



Technology.

At Volkswagen, we pride ourselves on the quality of our engineering. That means including all the technology that's needed – and none that isn't. The Touareg is one of our most advanced models yet, with a range of technologies that work to provide the best drive possible – without intruding on the driving experience itself.

From engines and transmissions to efficiency measures and driver assistance systems, you'll find the Touareg to be safe and sophisticated, delivering the drive you want and leaving you fully in control.

01. FSI engine technology


With the FSI technology, fuel is injected directly into the engine's combustion chamber. It's a precise fuel injection at finely timed intervals to achieve highly powerful performance and efficient combustion. Good for you. And better for the environment.

02. TDI engine technology (not pictured)

Volkswagen's cutting-edge TDI engines with Diesel Particulate Filters feature Common Rail technology that injects precise amounts of fuel at extremely high pressure. This not only results in a cleaner burning engine – and years of hard-wearing durability – but exceptional fuel economy, impressive torque and compelling performance whatever the drive.

03. 4MOTION® (all wheel drive) (not pictured)

The 4MOTION® all wheel drive system provides the ultimate in enhanced road safety and superior handling and features. This innovative Volkswagen technology provides the best possible traction at all road speeds and conditions, regardless of the weather.



04. 4XMOTION® (four wheel drive) (not pictured)

Volkswagen's electronically controlled permanent four-wheel drive system, 4XMOTION® distributes the engine torque between the front and rear axles and, when required, individually to each wheel. In normal situations the torque is split 38:62 between the front and rear axles, the Touareg can automatically direct 100% of the torque to a single wheel should the conditions prove that demanding. You can choose low range and lock the centre differential manually for absolute predictability.

05. BlueMotion Technology

Greater efficiency. Lower pollution. BlueMotion Technology is the name we've given to a whole range of innovations and intelligent technologies engineered specifically for our cars – to make them powerful, fun to drive, fuel efficient and environmentally-friendly, all at the same time. Look for the BlueMotion Technology brand mark, and take comfort that you're driving one of the cleanest, most energy-efficient vehicles in our range.

06. Air Suspension System (not pictured)



Air suspension with selectable "COMFORT", "NORMAL" and "SPORT" settings, self-levelling suspension, ride height adjustment and continuous speed-dependent electronic damping control results in a unique synergy of on and off-road qualities on the new Touareg.



Technology.

07. Start/Stop system (not pictured)

A clever way to reduce emissions, and it's as simple as pressing the brake. Every time you come to a standstill by pressing the brake, the engine automatically turns itself off. Only to re-start again the moment you loosen the brake. Simple. But effective.

08. Lane Assist* ☐

Lane Assist is a driver assistance technology that reduces the likelihood of your vehicle veering off the road or accidentally crossing into another lane. Using a camera positioned within your rear view mirror unit, it actively recognises lane markings and warns the driver via steering wheel vibrations. Another innovation that helps give you drama-free driving.

09. Side Assist* ☐


Side Assist helps to prevent accidents during lane-change manoeuvres. The system monitors the area to the left and right of the vehicle and up to 50m behind it and warns the driver of a potentially hazardous lane change situation by means of flashing warning lights in the exterior mirrors.

10. Adaptive Cruise Control (ACC) and Front Assist* ☐


When you're driving long distances, cruise control helps keep you relaxed. The Touareg's optional Adaptive Cruise Control takes things further than conventional cruise control by using new 'Stop and Go' functionality. An inbuilt radar sensor not only keeps your speed constant; it will automatically slow down to keep a pre-selected distance from other cars and then accelerate when the path clears. Drawing on a range of other driver assistance technologies (including parking sensors, Lane Assist and Side Assist), the system can even bring the car to a complete stop. It's a great backup system on those long drives where conditions can change unexpectedly.

* Only as part of the Driver Assistance Package.


☐ Optional equipment



08



09



10



11

11. Area View



Having the right information is important. The Touareg's optional Area View system uses four unobtrusively located cameras (in the front bumper, door mirrors and tailgate handle) to produce a 360° view all around the car – including areas the driver can't see. The cameras are also used to calculate a Birdseye view, which is shown on the audio system's display.

The view can be controlled via the touchscreen display, and may show the all around view or the individual camera views (each side is reproduced as a full 180° image). Static and dynamic guidance lines provide further assistance with positioning the

car exactly where and how you want it, whether you're reversing into a tight space or trying to get a good view around a corner (the system provides a 90° view from the car's front-most point).

12. Automatic Gearbox (not pictured)

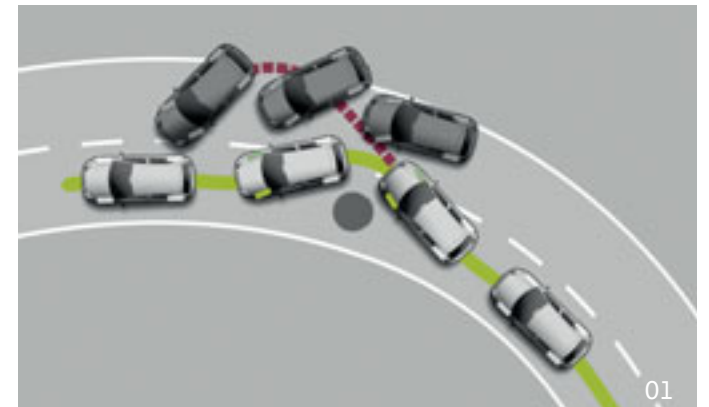
Volkswagen's standard 8-speed automatic transmission is the perfect choice for day-to-day driving. Its carefully-spaced gear ratios deliver optimum power without aggressive kickdown, over-revving or labouring the engine. This ensures smooth driving, good traction and improved safety.



Safety.

Safety comes as standard, every time.

There's nothing more important than the safety of you and your passengers. And you'll find when you drive a Touareg, safety has been considered from almost every angle. A broad range of passive and active safety systems help to avoid accidents as well as protecting you during one have been included helping to ensure every drive you take, is a safe one.



Active Safety – Everything designed to help prevent accidents from happening.

01. Traction Control (EDL, ASR and ESP) and Braking Control (Brake Assist, ABS and EBD)

Traction control helps to ensure that you maintain control of your vehicle even in difficult driving situations. Built around three distinctive functions, Electronic Stabilisation Program (ESP), Electronic Differential Lock (EDL) and Anti-Slip Regulation (ASR), Traction Control improves grip, helps prevent wheel spin and adjusts engine power automatically depending on the conditions.

Passive Safety – Protecting occupants from injury, and reducing the impact of collisions.

02. Airbags

The Touareg comes standard with nine airbags; twin front, side, rear seat side, driver's knee and full length curtain airbags. Combined with your seatbelts, airbags help to reduce the risk of severe head and chest injuries during collisions.



03. Safety optimised head restraints

By working in unison with your vehicle's seatbelts, your Touareg's front Safety Optimised Head Restraints are designed to reduce whiplash injury – ensuring optimal protection when you need it most.

04. Crumple zones

The body of the Touareg has also been designed with the passengers' safety in mind. Front and rear crumple zones absorb the energy of an impact in the event of an accident, working together with the safety cell for you and your passengers inside the cabin.

05. Proactive occupant protection system (not pictured)

The Touareg's innovative new proactive occupant protection system combines both active and passive safety systems to ensure that you're kept as safe as possible. Sensors on the vehicle's dynamic control systems (like Brake Assist and ESP) detect situations with elevated accident potential and help defuse them. It is activated in three situations: emergency brake activations (sudden, strong braking), hazard brake activations (sudden rises in brake pedal pressure when already braking) and unstable driving states (understeer or oversteer).

When such a situation is detected, the front seat belts are tightened. This stabilises the driver, helping maintain control of the car, and also positions occupants in their seats so as to maximise the protective effects of the airbag and seat belt systems. If high transverse motion is detected, the side windows and sunroof are closed (leaving a small air gap) to better support the head and side airbags, should they be deployed.

Entertainment.

RNS850

The Touareg's Radio Navigation System (optional on 150TDI) provides state-of-the-art multimedia technology to make navigation easier than ever. Easy to operate, with a large, multicolour, 16:9 aspect ratio touchscreen, the RNS also includes a 60GB hard drive for storing navigation and music files.

Supporting a wide range of formats including MP3 and MP4; AAC (iPod format); AVI; WMA and WMV; the system also includes a DVD player for movie (and music CD) playback. Two SD card readers (SDHC compatible for cards up to 32GB) make the system versatile and highly capable.

Controls include the touch screen and a number of 'hard' buttons below the display, and of course the radio can be controlled from the Touareg's steering wheel.

The RNS850 also features an off-road display with compass and height displays, and a steering wheel turning angle that's especially useful when driving on loose surfaces.





01. Optional Dynaudio Premium Audio System

Dynaudio Confidence 620W premium audio system comes with a digital 12-channel digital amplifier and 12 low resonance speakers for a gorgeously rich depth of detailed sound.

02. Bluetooth® phone connectivity

Compatible with phones featuring a Bluetooth® hands-free profile, operation is possible via the touch screen and multi function display (MFD). Through its crystal clear sound system, you can stream music wirelessly from your phone, display your contacts list and take advantage of convenient steering wheel mounted controls.

03. Media Device Interface (MDI)

Conveniently located in the Touareg's glovebox, the Media Device Interface includes a USB cable to connect your media player to the audio system. An iPod cable is available as an accessory. This means you can bring your favourite media with you when you travel, without having to worry about carrying stacks of CDs or DVDs you can control the MDI via the touch screen.

* Image for illustration purposes only & iPod® not included.



Optional Packages.

Make it uniquely yours.

Every Touareg comes with a wide array of features to ensure your driving experience is complete. But your personality, lifestyle and requirements are your own, and it's important that your vehicle delivers exactly what you want.

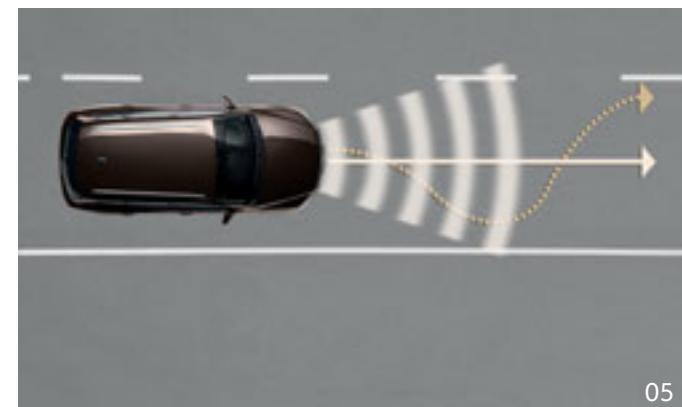
Which is why we offer a comprehensive range of optional packages. These give you the freedom to create a car that meets all of your needs, whether for additional comfort, individual styling, or peace of mind on longer drives. Your Touareg should be perfectly in tune with your lifestyle – and with these options, it will be.

So for those who want a little more, step out of the square and into the Touareg.

01, 02 & 03. Optional Sports Interior Package

The Touareg is a capable touring car, equally at home on highway cruises and scenic switchbacks. For those who prefer a more spirited driving style, the Touareg can be fitted out with a number of options to improve the experience. The sports interior package includes extras like a heated multi-function steering wheel with gearshift paddles; brushed aluminium dashboard, console and door trim inserts; aluminium finish accelerator and brake pedals; dark tinted rear side and rear window glass; and door sill scuff plates with aluminium inserts.

01



04. Optional Comfort Package

On long drives, comfort plays an important role in keeping drivers alert and aware. And everyone's opinion of comfort is different. The Touareg accommodates that. The optional Comfort Package includes a four-zone climate control air conditioning system, so each occupant can adjust the ambient temperature to their liking. Both front seats include a memory function (so once adjusted, the settings can be saved and accessed whenever necessary) and active climate control, which utilises built-in fans to ventilate the entire seat surface.

The package also includes electronic adjustment (with memory function) for the steering wheel so that once the most comfortable settings are found, they can be stored and retrieved.

05. Driver Assistance Package

The technologies in this package are designed to provide an additional measure of comfort and safety, especially on longer drives. They include a heated steering wheel to improve comfort; Side Assist; Lane Assist; Front Assist; and Adaptive Cruise Control (ACC) with Front Assist.

Side Assist is a lane changing assistant, that activates a warning light in the side mirrors whenever a vehicle is detected close by and potentially in a blind spot (making a lane change potentially dangerous). Lane Assist is a lane departure warning system. It uses steering wheel vibrations to warn if the vehicle is drifting out of its lane. This provides an extra level of support in cases of potential distraction, inattentiveness or fatigue. Adaptive Cruise Control uses radar sensors to monitor your speed and spacing from other vehicles, helping to keep you relaxed and alert.



Volkswagen Genuine Accessories.

The finishing touches.

Movement fascinates. In fact, there are few subjects that excite people more, that's because movement is synonymous with freedom. Our comprehensive range of genuine accessories give you the freedom to customise the look and feel of your vehicle to reflect your own personality and individual sense of style. The product philosophy is simple – to deliver innovative technologies and premium design – right down to the finest detail. Each and every genuine accessory has been designed specifically with the Touareg in mind and has been engineered and rigorously tested to ensure that it meets the same high standards of quality as the vehicle itself.

No matter what you choose you can have peace of mind knowing that any genuine accessory fitted by your local Volkswagen Dealer, at the time of your vehicle purchase will be covered by the same warranty as the vehicle itself. For more information or to experience the full range of genuine accessories designed to suit the Touareg, visit your local Volkswagen Dealer.



- 01. Roof Box
- 02. Roof Cross Bars & Ski & Snowboard Holder
- 03. Mudflaps
- 04. Tow Bar
- 05. Rubber Floor Mats
- 06. Dolomit 21" Alloy Wheel
- 07. Bicycle Holder
- 08. Sill Rail Film, Transparent
- 09. Media Device Interface (MDI) connection cables
- 10. Luggage Compartment Tray

It is noted that the above accessories may have an effect on fuel efficiency. Items such as beach equipment and iPod® are for illustration purposes only and not available for purchase from Volkswagen Group Australia or its dealers.

Specifications Model Year 2011. (There are some differences between the 2011 and 2012 specifications. See page 43 for a summary).

Safety and Security

| | 150TDI | V6 TDI | V6 TDI 4XMOTION® | V6 FSI |
|---|--------|--------|------------------|--------|
| Airbags | | | | |
| Driver and front passenger airbags | S | S | S | S |
| Driver and front passenger side airbags | S | S | S | S |
| Driver's knee airbag | S | S | S | S |
| Outer rear seat passenger side airbags | S | S | S | S |
| Curtain airbags, front and rear | S | S | S | S |
| Rollover sensor system | S | S | S | S |
| Anti-theft | | | | |
| Anti theft alarm system for doors, bonnet, boot, interior and tilt sensor | – | S | S | S |
| Electronic engine immobiliser | S | S | S | S |
| Body | | | | |
| Door side impact protection | S | S | S | S |
| Fully galvanised, unitary constructed body with rigid safety cell and front and rear programmed crumple zones | S | S | S | S |
| 12 year anti-corrosion perforation warranty | S | S | S | S |
| Brakes | | | | |
| Anti-lock Braking System (ABS) | S | S | S | S |
| Electronic Brake-pressure Distribution (EBD) | S | S | S | S |
| Brake Assist | S | S | S | S |
| Electro-mechanical parking brake | S | S | S | S |
| Auto Hold function | S | S | S | S |
| Hill Hold Assist | S | S | S | S |
| Child restraint | | | | |
| Child seat anchor points mounted on rear seat (3) | S | S | S | S |
| Head restraints | | | | |
| Front safety optimised head restraints | S | S | S | S |
| Front head restraints height adjustable | S | S | S | S |
| Front head restraints longitudinal adjustable | - | S | S | S |
| Rear adjustable and removable (3) | S | S | S | S |
| Lighting | | | | |
| Daytime driving lights | S | S | S | S |
| Front fog lights with static cornering lights, mounted in lower bumper | S | S | S | S |
| Rear fog lamp | S | S | S | S |
| Entry/warning lights with environment lighting in front and rear doors | S | S | S | S |

Safety and Security cont.

| | 150TDI | V6 TDI | V6 TDI 4XMOTION® | V6 FSI |
|---|--------|--------|------------------|--------|
| Locking | | | | |
| Remote central locking with deadlock mechanism | S | S | S | S |
| 2 stage unlocking (programmable) | S | S | S | S |
| Automatic locking after takeoff (programmable) | S | S | S | S |
| One touch lock/unlock for driver and front passenger | S | S | S | S |
| Electrically operated child safety lock for rear doors | S | S | S | S |
| Seat belts | | | | |
| Front height adjustable | S | S | S | S |
| Pre-tensioners for front and outer rear passengers | S | S | S | S |
| Belt force limiters for driver and front passenger | S | S | S | S |
| Warning buzzer and light for driver and front passenger seat belts not fastened | S | S | S | S |
| 3 point seat belts for all passengers | S | S | S | S |
| Traction control | | | | |
| Anti-Slip Regulation (ASR) | S | S | S | S |
| Electronic Differential Lock (EDL) | S | S | S | S |
| Electronic Stabilisation Program (ESP) with active rollover protection function | S | S | S | S |
| Engine Braking Control (EBC) | S | S | S | S |
| Off-road function with Anti-lock Braking System (ABSplus) and Hill Descent Assist | S | S | S | S |
| 4MOTION® permanent all wheel drive | S | S | – | S |
| 4XMOTION® permanent four wheel drive | – | – | S | – |
| Transfer gearbox with low range off-road ratio | – | – | S | – |
| Centre and rear differentials with electrically operated differential locks | – | – | S | – |
| Exterior Equipment / Styling | | | | |
| Body enhancements | | | | |
| Body coloured door handles and exterior mirrors | S | S | S | S |
| Body coloured lower body side and bumper trim | S | S | – | S |
| Grey and silver coloured lower body side and bumper trim | – | – | S | – |
| Chrome radiator grille highlights | S | S | S | S |
| Chrome trim around side window frames | S | S | – | S |
| Chrome lower body side mouldings and rear bumper step | S | S | – | S |
| Dual triangular chrome exposed exhaust tail pipes, left and right | S | S | – | S |
| Dual oval chrome exposed exhaust tail pipes, left and right | – | – | S | – |
| Front bumper centre lower air intake with chrome highlights | S | S | – | S |

Specifications Model Year 2011. (There are some differences between the 2011 and 2012 specifications. See page 43 for a summary).

Exterior Equipment / Styling cont.

| | 150TDI | V6 TDI | V6 TDI 4XMOTION® | V6 FSI |
|--|--------|--------|------------------|--------|
| Glass | | | | |
| Heat insulating tinted glass | S | S | S | S |
| Paint | | | | |
| Metallic or Pearl Effect paint finish | O | O | O | O |
| Protection | | | | |
| Headlight protector | A | A | A | A |
| Mudflaps, front | A | A | A | A |
| Mudflaps, rear | A | A | A | A |
| Roof | | | | |
| Roof rails, chrome | S | S | S | S |
| Roof cross bars | A | A | A | A |
| Bicycle, ski, surfboard and kayak holders | A | A | A | A |
| Ski and luggage box | A | A | A | A |
| Tow Bar | | | | |
| Tow bar, vertical hitch with 7-pin flat trailer connector and removable tongue | A | A | A | A |
| Wheels | | | | |
| Alloy wheels (Atacama) 17 x 7½" with 255/60 R17 tyres (4) | S | – | – | – |
| Alloy wheels (Karakum) 18 x 8" with 255/55 R18 tyres (4) | – | S | S | S |
| Alloy wheels (Pikes Peak) 20 x 9" with 275/45 R20 tyres (4) | – | O | O | O |
| Alloy wheels (various designs) 17", 19" and 21" Please consult your Volkswagen Dealer for correct wheel and tyre fitment by model | A | A | A | A |
| Chrome wheel bolt covers | S | S | S | S |
| Anti-theft wheel bolts | S | S | S | S |
| Weight and space saving steel spare wheel | S | S | S | S |
| Electric air compressor | S | S | S | S |
| Comfort and Convenience | | | | |
| Armrests | | | | |
| 2 Part front centre armrest, adjustable with integrated storage compartment | S | S | S | S |
| Rear seat centre armrest, foldable including cup holders (2) | S | S | S | S |
| Air conditioning | | | | |
| Dual zone automatic climate control air conditioning | A | A | A | A |
| Air quality sensor with air recirculation | S | S | S | S |
| Dust and pollen filter | S | S | S | S |
| Climate zone synchronisation | S | S | S | S |
| Residual heat mode (REST) | S | S | S | S |

Comfort and Convenience cont.

| | 150TDI | V6 TDI | V6 TDI 4XMOTION® | V6 FSI |
|---|--------|--------|------------------|--------|
| Cruise control | S | S | S | S |
| Cup holders | | | | |
| Front (2) | S | S | S | S |
| Rear (2) | S | S | S | S |
| Bottle holders in front door pockets | S | S | S | S |
| Driver assistance systems | | | | |
| Air suspension with adaptive damping control | – | O | O | O |
| Area View, front, side and rear cameras to provide 360 degree exterior view | O | O | O | O |
| Driver assistance package | O | O | O | O |
| Please refer to optional packages section for package contents | | | | |
| Optical Parking System (OPS) in radio/navigation display | O | O | O | O |
| Parking distance sensors, front and rear with acoustic warning and audio volume level reduction when sensor warning is activated | S | S | S | S |
| Rear View Camera (RVC Plus) with dynamic guidance lines | – | S | S | S |
| Floor mats | | | | |
| Front and rear, carpet | S | S | S | S |
| Front and rear, rubber | A | A | A | A |
| Fuel filler flap | | | | |
| Fuel filler flap lock/unlock by remote, push to open | S | S | S | S |
| Grab handles | | | | |
| Soft fold away grab handles | S | S | S | S |
| Headlights | | | | |
| Halogen twin headlights with clear polycarbonate lens | S | S | S | S |
| Bi-xenon headlights for high and low beam with dynamic cornering lights, LED daytime driving lights integrated in headlight housing, automatic self-levelling and headlight cleaning system | O | O | O | O |
| Headlight setting rotary switch with front and rear fog light switches | S | S | S | S |
| Coming/leaving home function | S | S | S | S |
| Daytime driving lights | S | S | S | S |
| Headlight-on warning buzzer | S | S | S | S |
| Internal headlight range adjustment | S | S | S | S |
| Low light sensor with automatic headlight function | S | S | S | S |
| In car entertainment and technology | | | | |
| Multi-Function Vehicle Display – climate control settings, vehicle service information, audio and convenience settings | S | S | S | S |
| AM/FM security coded radio (RCD550) with 6½" touch screen display, MP3/WMA compatible SD card slot and 6 disc CD changer, in dash | S | – | – | – |

Specifications Model Year 2011. (There are some differences between the 2011 and 2012 specifications. See page 43 for a summary).

Comfort and Convenience cont.

| | 150TDI | V6 TDI | V6 TDI 4XMOTION® | V6 FSI |
|--|--------|--------|------------------|--------|
| Audio functions mounted on steering wheel | S | S | S | S |
| Auxiliary input socket for external audio source in centre console | S | – | – | – |
| Media Device Interface (MDI), located in the glove compartment and supplied with USB connection cable | S | – | – | – |
| Media Device Interface (MDI), located in the glove compartment and supplied with USB and auxiliary input connection cables | – | S | S | S |
| Media Device Interface (MDI) connection cables, iPod®, mini USB and auxiliary input | A | A | A | A |
| Bluetooth® phone connectivity with phonebook display, operation via touch screen audio unit or MFD Premium with Bluetooth® audio streaming | S | S | S | S |
| Dynaudio Confidence 620W premium audio system, 12 channel digital amplifier and 12 speakers Dynaudio is combined with either the RCD550 radio or RNS850 satellite navigation system. | O | O | O | O |
| Satellite navigation system (RNS850) High-resolution multicolour 8 inch touch screen black gloss finish display in 16:9 format, 2D, topographical and 3D (bird's eye) map views, voice control for navigation and radio functions, integrated 60GB hard drive for storing music and navigation data, two SDHC compatible SD card slots and single DVD drive for the playback of audio and video files, including but not limited to MP3, MP4, AVI, WMA, WMV, MPEG, AAC (iPod® format) | O | S | S | S |
| Instrumentation | | | | |
| Speedometer and tachometer, electronic odometer and tripmeter, service interval display, digital clock, fuel, voltage, coolant & oil temperature gauges and low fuel warning light | S | S | S | S |
| Interior highlights | | | | |
| Chrome trim surrounding instrument dials and gear lever | S | S | S | S |
| Door sill trim with metal inlay | – | S | S | S |
| Leather gear shift knob with aluminium insert | S | S | S | S |
| Silver Metallic and black gloss inserts in dashboard, console and doors | S | – | – | – |
| Vavona ornamental wood inserts in dashboard, centre console and doors with brushed aluminium surrounds | – | S | S | S |
| Interior lighting | | | | |
| Passenger reading lights, front and rear with time delay | S | S | S | S |
| Foot well lighting front and rear | S | S | S | S |
| Luggage compartment | | | | |
| Net partition, rear seat backrest to roof lining | S | S | S | S |
| Elastic storage straps | S | S | S | S |
| Extendable luggage cover | S | S | S | S |
| Luggage compartment lights | S | S | S | S |
| Luggage net | S | S | S | S |
| Luggage mat, reversible (carpet and rubber) and removable | S | S | S | S |
| Moulded foam or plastic tub protection inlays | A | A | A | A |
| Rear seat backrest remote release | – | S | S | S |

Comfort and Convenience cont.

| | 150TDI | V6 TDI | V6 TDI 4XMOTION® | V6 FSI |
|---|--------|--------|------------------|--------|
| 12 volt socket | S | S | S | S |
| Shopping bag hook | S | S | S | S |
| Mirrors | | | | |
| Automatic dimming interior rear-view mirror | S | S | S | S |
| Electrically heated, foldable and adjustable exterior mirrors, automatically dimming on driver's side with environment lighting | S | S | S | S |
| LED turn indicators mounted in exterior mirrors | S | S | S | S |
| Power steering | | | | |
| Hydraulic, vehicle speed and steering input sensitive | S | S | S | S |
| Seating | | | | |
| Front seats with height adjustment | S | – | – | – |
| Electrically adjustable front seats, 14-way adjustment including electric lumbar adjustment and electro-pneumatic side bolsters | – | S | S | S |
| Individually heated front seats | S | S | S | S |
| Rear seat bench asymmetrically split and folding, longitudinally sliding with recliner adjustment, centre armrest and load-through provision | S | S | S | S |
| Rear seat remote release from luggage compartment | – | S | S | S |
| Steering wheel | | | | |
| Height and reach adjustable | S | S | S | S |
| Leather rimmed 3 spoke multi-function steering wheel | S | S | S | S |
| Multi-Function Display (MFD Premium), telephone and audio controls | S | S | S | S |
| Storage | | | | |
| Central compartment on the dash panel with lid | S | S | S | S |
| Centre console tray and 12 volt socket with lid | S | S | S | S |
| Chillable glove box with illumination, lockable | S | S | S | S |
| Front seat backrest nets | – | S | S | S |
| Front door pockets, with bottle holders | S | S | S | S |
| Rear door pockets | S | S | S | S |
| Sunglass storage in glove compartment | S | S | S | S |
| Sun visors | | | | |
| Driver and passenger double sun visors | S | S | S | S |
| Sunroof | | | | |
| Panoramic glass sunroof, electrically slide and tilt adjustable front half section with electrically operated (perforated) sunblind and integrated wind deflector | O | O | O | O |

Specifications Model Year 2011. (There are some differences between the 2011 and 2012 specifications. See page 43 for a summary).

Comfort and Convenience cont.

| | 150TDI | V6 TDI | V6 TDI 4XMOTION® | V6 FSI |
|---|--------|--------|------------------|--------|
| Tailgate | | | | |
| Automatic opening and closing of the tailgate via key remote and button on tailgate | – | S | S | S |
| Released electrically via switch on driver's door | S | S | S | S |
| Loading sill protection – stainless steel | S | S | – | S |
| Trip computer | | | | |
| Multi-Function Display (MFD Premium) 7" colour large format display screen – trip time, trip length, average speed, distance to empty, average and current fuel consumption, outside air temperature, speed warning system, audio system display, telephone menu and gear position, warning lights for open tailgate and doors | S | S | S | S |
| Upholstery | | | | |
| Cricket leather appointed seat upholstery | S | – | – | – |
| Nappa leather appointed seat upholstery Some parts of the leather appointed seat upholstery will contain man made material. | – | S | S | S |
| Vanity mirrors | | | | |
| Illuminated on driver's and passenger's side | S | S | S | S |
| Wipers | | | | |
| 2 speed wash/wipe windscreen wipers | S | S | S | S |
| Heated washer jets | S | S | S | S |
| Rain sensor with 4 position sensitivity | S | S | S | S |
| Rear window with wash/wipe & intermittent wipe | S | S | S | S |
| Windows | | | | |
| Power front/rear, with roll-back function, driver with one-touch up-down | S | S | S | S |
| Remote operated convenience close and open feature | S | S | S | S |
| 12V socket | | | | |
| Centre console, front and rear | S | S | S | S |
| Luggage area | S | S | S | S |
| Optional Packages | | | | |
| Comfort package | | | | |
| 4 zone automatic climate control dual air conditioning system Electrically adjustable door mirrors with memory function Electrically adjustable front seats with 3 position memory function for driver and front passenger Electrically height and reach adjustable, heated steering wheel with memory and easy entry function Front seats with active climate control Available in conjunction with Black and Nature Brown perforated Nappa leather appointed seat upholstery | – | O | O | O |

Optional Packages

| | 150TDI | V6 TDI | V6 TDI 4XMOTION® | V6 FSI |
|--|--------|--------|------------------|--------|
| Driver assistance package | | | | |
| Adaptive Cruise Control (ACC) with Front Assist and emergency brake function Heated, multi-function leather steering wheel Lane Assist, lane departure warning system Proactive occupant protection system Side Assist, lane changing assistant | O | O | O | O |
| Sports interior package | | | | |
| Aluminium finish brake and accelerator pedals Aluminium finish door sill scuff plates Black headlining Brushed aluminium decorative inserts in dashboard ,console and doors Gearshift paddles, mounted behind steering wheel Dark tinted rear side and rear window glass, 65% light absorbing Heated, multi-function leather steering wheel Available in conjunction with Black Nappa leather appointed seat upholstery | - | O | O | O |

Specifications Model Year 2011. (There are some differences between the 2011 and 2012 specifications. See page 43 for a summary).

Technical Specifications

| | 150TDI | V6 TDI | V6 TDI 4XMOTION® | V6 FSI |
|-------------------------------|---|---|---|---|
| Engine | 3.0 litre V6 TDI BlueMotion Technology | 3.0 litre V6 TDI BlueMotion Technology | 3.0 litre V6 TDI BlueMotion Technology | 3.6 litre V6 FSI BlueMotion Technology |
| Type | 6 cyl 'V' turbo diesel with engine Start/Stop system* | | | 6 cyl 'V' petrol with engine Start/Stop system* |
| Installation | | Front longitudinal | | Front longitudinal |
| Cubic capacity, litres/cc | 3.0/2967 | 3.0/2967 | 3.0/2967 | 3.6/3597 |
| Bore/stroke, mm | | 83.0/91.4 | | 89.0/96.4 |
| Max power, kW @ rpm | 150 @ 4000 | 176 @ 4000 | 176 @ 4000 | 206 @ 6200 |
| Max torque, Nm @ rpm | 400 @ 2000 | 550 @ 2000 | 550 @ 2000 | 360 @ 3000-4000 |
| Compression ratio | 17.0:1 | 16.8:1 | 16.8:1 | 12.0:1 |
| Fuel system | Bosch Common rail | | | Bosch |
| Ignition system | Compression | | | Electronic |
| Exhaust emission control | Exhaust gas recirculation, oxidation catalytic converter, diesel particulate filter | Exhaust gas recirculation, oxidation catalytic converter, diesel particulate filter | Exhaust gas recirculation, oxidation catalytic converter, diesel particulate filter | 3-way catalytic converter, lambda probes |
| Emission level [^] | Euro 5 | Euro 5 | Euro 5 | Euro 5 |
| Fuel type (recommended) | | Diesel 51CZ | | Premium unleaded 95 RON minimum |
| Transmission | 4MOTION® all-wheel-drive | 4MOTION® all-wheel-drive | 4XMOTION® four-wheel-drive, with low range gear reduction | 4MOTION® all-wheel-drive |
| Gearbox | 8 speed automatic transmission with Tiptronic function and sports mode | | | |
| Performance # | | | | |
| 0 – 100km/h | 9.0 | 7.8 | TBC | 7.8 |
| Fuel consumption ** | | | | |
| Combined, L/100km | 7.6 | 7.6 | 7.7 | 10.1 |
| Urban, L/100km | 8.7 | 9.0 | 9.0 | 13.4 |
| Extra Urban, L/100km | 6.9 | 6.7 | 6.7 | 8.2 |
| CO ₂ emission g/km | 201 | 201 | 202 | 240 |
| Fuel tank capacity, Litres | 85 | 85 (100)~ | 100 | 85 (100)~ |

[^] Emission level according to European Regulation (EC) No. 715/2007 and Regulation (EC) No. 692/2008.

* The Start/Stop system is designed to reduce fuel consumption and CO₂ emissions. It achieves this by automatically switching off the engine while the vehicle is stationary and then starting it again automatically when the driver wants to drive off. There are certain operating conditions where the Start/Stop system is deactivated (e.g. during engine warm-up), please refer to the owner's manual for full operating information.

Please note figures are sourced from overseas data where equipment levels by model variant may vary.

** Fuel consumption figures according to Australian Design Rule (ADR) 81/02.

The driving style, road and traffic conditions, environmental influences, fitment of accessories and vehicle condition can in practice lead to consumption figures which may differ from those calculated with these standards.

~ Fuel tank capacity figures in brackets relate to vehicles equipped with the optional Comfort Package.

Technical Specifications cont.

| | 150TDI | V6 TDI | V6 TDI 4XMOTION® | V6 FSI |
|--|---|--|------------------|--------|
| Running gear | | | | |
| Steering | Hydraulic power assisted rack & pinion steering | | | |
| Turning circle, m | 11.9 | | | |
| Brake systems | Anti-lock Braking System (ABS) with Electronic Brake-pressure Distribution (EBD), Brake Assist and Electronic Stabilisation Program (ESP) | | | |
| Brakes | | | | |
| Front | Ventilated discs | | | |
| Rear | Ventilated discs | | | |
| Suspension | | | | |
| Front axle | Double wishbones, aluminium upper control arms and steel triangulated lower wishbone. Anti-roll bar. | | | |
| Rear axle | Double wishbones with two split forged aluminium upper control arms steel triangulated lower wishbones. Anti-roll bar. | | | |
| Air suspension with adaptive damping control | | Optional V6 TDI, V6 TDI 4XMOTION® and V6 FSI 3 damper settings: Automatic, Sport [^] & Comfort Variable ride height: Loading level 147mm Road level 197mm Off-road level 247mm Extra level 300mm [^] Suspension height is automatically reduced to 172mm | | |
| Weights | | | | |
| Tare weight kg | 2164 | 2164 | 2222 | 2097 |
| Towing capacity kg | | | | |
| braked | 3500 | 3500 | 3500 | 3500 |
| unbraked | 750 | 750 | 750 | 750 |
| Towbar load limit kg | 280 | 280 | 280 | 280 |
| Max. roof load kg | 100 | 100 | 100 | 100 |
| Exterior Dimensions | | | | |
| Overall length mm | 4898 | 4898 | 4898 | 4898 |
| Width mm | 1965 | 1965 | 1965 | 1965 |
| Height mm | 1732 | 1732 | 1742 | 1732 |
| Wheelbase mm | 2904 | 2904 | 2904 | 2904 |
| Track mm | | | | |
| front | 1656 | 1656 | 1656 | 1656 |
| rear | 1676 | 1676 | 1676 | 1676 |

Specifications Model Year 2011. (There are some differences between the 2011 and 2012 specifications. See page 43 for a summary).

Technical Specifications cont.

| | 150TDI | V6 TDI | V6 TDI 4XMOTION® | V6 FSI |
|----------------------------------|-----------------------------------|--------|-----------------------|--------|
| Luggage Area Dimensions # | | | | |
| Luggage area volume, L | | | | |
| rear seat upright | 580 | 580 | 580 | 580 |
| rear seat folded | 1642 | 1642 | 1642 | 1642 |
| Luggage area floor length, mm | | | | |
| rear seat upright | 974 | 974 | 974 | 974 |
| rear seat folded | 1814 | 1814 | 1814 | 1814 |
| Luggage area height, mm | 866 | 866 | 866 | 866 |
| Luggage area width, mm | | | | |
| Minimum | 1158 | 1158 | 1158 | 1158 |
| Maximum | 1350 | 1350 | 1350 | 1350 |
| Off-road Dimensions | | | | |
| | Steel Spring Suspension | | Air Suspension | |
| Approach angle | 25 Degrees | | 27 Degrees | |
| Departure angle | 25 Degrees | | 27 Degrees | |
| Break over/Ramp angle | 20 Degrees | | 22 Degrees | |
| Ground clearance | 205mm | | 233mm | |
| Wading depth | 500mm | | 580mm | |
| Maximum gradability | 31 Degrees (45 Degrees 4XMOTION®) | | | |
| Maximum lateral slope angle | 35 Degrees | | | |

Please note figures are sourced from overseas data where equipment levels by model variant may vary.

Volkswagen is distributed by Volkswagen Group Australia Pty Ltd, The Lakes Business Park, 6 Lord Street, Botany, NSW 2019. ABN 14 093 117 876. Specifications are as planned at July 2011, for Model Year 2011 and are subject to change without notice or obligation. All information in this specification sheet is correct at the time of publication, however variations may occur from time to time and Volkswagen, in so far as it is permitted by law to do so, shall not be liable in any way as a result of any reliance by any person on anything contained in this specification sheet. Authorised Volkswagen dealers will provide up-to-date information on model application, design feature, prices and availability on request.

Key points of difference Model Year 2011 and Model Year 2012 specifications.

Points of difference

| | 2011 | 2012 |
|---|------------|----------------|
| 150 TDI | | |
| Fuel consumption | | |
| Combined, L/100km | 7.6L/100km | 7.2L/100km |
| Urban, L/100km | 8.7L/100km | 8.4L/100km |
| Extra Urban, L/100km | 6.9L/100km | 6.5L/100km |
| CO ₂ emission g/km | 201 | 190 |
| Tare weight kg | 2164 | 2154 |
| V6 TDI | | |
| Rear View Camera (RVC Plus) with dynamic guidance lines | Standard | Not Available* |
| Max power, kW @ rpm | 176 @ 4000 | 180 @ 4000 |
| Fuel consumption** | | |
| Combined, L/100km | 7.6L/100km | 7.4L/100km |
| Urban, L/100km | 9.0L/100km | 8.6L/100km |
| CO ₂ emission g/km | 201 | 196 |
| Tare weight kg | 2164 | 2159 |
| V6 TDI 4XMOTION® | | |
| Rear View Camera (RVC Plus) with dynamic guidance lines | Standard | Not Available* |
| Max power, kW @ rpm | 176 @ 4000 | 180 @ 4000 |
| Fuel consumption | | |
| Combined, L/100km | 7.7L/100km | 7.4L/100km |
| Urban, L/100km | 9.0L/100km | 8.6L/100km |
| CO ₂ emission g/km | 201 | 196 |
| Tare weight kg | 2222 | 2210 |
| V6 FSI | | |
| Rear View Camera (RVC Plus) with dynamic guidance lines | Standard | Not Available* |
| Compression ratio | 12.0:1 | 11.4:1 |

* Included as part of optional Area View

** Fuel consumption figures according to Australian Design Rule (ADR) 81/02.

Specifications Model Year 2012. (There are some differences between the 2011 and 2012 specifications. See page 43 for a summary).

Safety and Security

| | 150TDI | V6 TDI | V6 TDI 4XMOTION® | V6 FSI |
|---|--------|--------|------------------|--------|
| Airbags | | | | |
| Driver and front passenger airbags | S | S | S | S |
| Driver and front passenger side airbags | S | S | S | S |
| Driver's knee airbag | S | S | S | S |
| Outer rear seat passenger side airbags | S | S | S | S |
| Curtain airbags, front and rear | S | S | S | S |
| Rollover sensor system | S | S | S | S |
| Anti-theft | | | | |
| Anti theft alarm system for doors, bonnet, boot, interior and tilt sensor | – | S | S | S |
| Electronic engine immobiliser | S | S | S | S |
| Body | | | | |
| Door side impact protection | S | S | S | S |
| Fully galvanised, unitary constructed body with rigid safety cell and front and rear programmed crumple zones | S | S | S | S |
| 12 year anti-corrosion perforation warranty | S | S | S | S |
| Brakes | | | | |
| Anti-lock Braking System (ABS) | S | S | S | S |
| Electronic Brake-pressure Distribution (EBD) | S | S | S | S |
| Brake Assist | S | S | S | S |
| Electro-mechanical parking brake | S | S | S | S |
| Auto Hold function | S | S | S | S |
| Hill Hold Assist | S | S | S | S |
| Child restraint | | | | |
| Child seat anchor points mounted on rear seat (3) | S | S | S | S |
| Head restraints | | | | |
| Front safety optimised head restraints | S | S | S | S |
| Front head restraints height adjustable | S | S | S | S |
| Front head restraints longitudinal adjustable | - | S | S | S |
| Rear adjustable and removable (3) | S | S | S | S |
| Lighting | | | | |
| Daytime driving lights | S | S | S | S |
| Front fog lights with static cornering lights, mounted in lower bumper | S | S | S | S |
| Rear fog lamp | S | S | S | S |
| Entry/warning lights with environment lighting in front and rear doors | S | S | S | S |

Safety and Security cont.

| | 150TDI | V6 TDI | V6 TDI 4XMOTION® | V6 FSI |
|---|--------|--------|------------------|--------|
| Locking | | | | |
| Remote central locking with deadlock mechanism | S | S | S | S |
| 2 stage unlocking (programmable) | S | S | S | S |
| Automatic locking after takeoff (programmable) | S | S | S | S |
| One touch lock/unlock for driver and front passenger | S | S | S | S |
| Electrically operated child safety lock for rear doors | S | S | S | S |
| Seat belts | | | | |
| Front height adjustable | S | S | S | S |
| Pre-tensioners for front and outer rear passengers | S | S | S | S |
| Belt force limiters for driver and front passenger | S | S | S | S |
| Warning buzzer and light for driver and front passenger seat belts not fastened | S | S | S | S |
| 3 point seat belts for all passengers | S | S | S | S |
| Traction control | | | | |
| Anti-Slip Regulation (ASR) | S | S | S | S |
| Electronic Differential Lock (EDL) | S | S | S | S |
| Electronic Stabilisation Program (ESP) with active rollover protection function | S | S | S | S |
| Engine Braking Control (EBC) | S | S | S | S |
| Off-road function with Anti-lock Braking System (ABSplus) and Hill Descent Assist | S | S | S | S |
| 4MOTION® permanent all wheel drive | S | S | – | S |
| 4XMOTION® permanent four wheel drive | – | – | S | – |
| Transfer gearbox with low range off-road ratio | – | – | S | – |
| Centre and rear differentials with electrically operated differential locks | – | – | S | – |
| Exterior Equipment / Styling | | | | |
| Body enhancements | | | | |
| Body coloured door handles and exterior mirrors | S | S | S | S |
| Body coloured lower body side and bumper trim | S | S | – | S |
| Grey and silver coloured lower body side and bumper trim | – | – | S | – |
| Chrome radiator grille highlights | S | S | S | S |
| Chrome trim around side window frames | S | S | – | S |
| Chrome lower body side mouldings and rear bumper step | S | S | – | S |
| Dual triangular chrome exposed exhaust tail pipes, left and right | S | S | – | S |
| Dual oval chrome exposed exhaust tail pipes, left and right | – | – | S | – |
| Front bumper centre lower air intake with chrome highlights | S | S | – | S |

Specifications Model Year 2012. (There are some differences between the 2011 and 2012 specifications. See page 43 for a summary).

Exterior Equipment / Styling cont.

| | 150TDI | V6 TDI | V6 TDI 4XMOTION® | V6 FSI |
|--|--------|--------|------------------|--------|
| Glass | | | | |
| Heat insulating tinted glass | S | S | S | S |
| Paint | | | | |
| Metallic or Pearl Effect paint finish | O | O | O | O |
| Protection | | | | |
| Headlight protector | A | A | A | A |
| Mudflaps, front | A | A | A | A |
| Mudflaps, rear | A | A | A | A |
| Roof | | | | |
| Roof rails, chrome | S | S | S | S |
| Roof cross bars | A | A | A | A |
| Bicycle, ski, surfboard and kayak holders | A | A | A | A |
| Ski and luggage box | A | A | A | A |
| Tow Bar | | | | |
| Tow bar, vertical hitch with 7-pin flat trailer connector and removable tongue | A | A | A | A |
| Wheels | | | | |
| Alloy wheels (Atacama) 17 x 7½" with 255/60 R17 tyres (4) | S | – | – | – |
| Alloy wheels (Karakum) 18 x 8" with 255/55 R18 tyres (4) | – | S | S | S |
| Alloy wheels (Pikes Peak) 20 x 9" with 275/45 R20 tyres (4) | – | O | O | O |
| Alloy wheels (various designs) 17", 19" and 21" Please consult your Volkswagen Dealer for correct wheel and tyre fitment by model | A | A | A | A |
| Chrome wheel bolt covers | S | S | S | S |
| Anti-theft wheel bolts | S | S | S | S |
| Weight and space saving steel spare wheel | S | S | S | S |
| Electric air compressor | S | S | S | S |
| Comfort and Convenience | | | | |
| Armrests | | | | |
| 2 Part front centre armrest, adjustable with integrated storage compartment | S | S | S | S |
| Rear seat centre armrest, foldable including cup holders (2) | S | S | S | S |
| Air conditioning | | | | |
| Dual zone automatic climate control air conditioning | S | S | S | S |
| Air quality sensor with air recirculation | S | S | S | S |
| Dust and pollen filter | S | S | S | S |
| Climate zone synchronisation | S | S | S | S |
| Residual heat mode (REST) | S | S | S | S |

Comfort and Convenience cont.

| | 150TDI | V6 TDI | V6 TDI 4XMOTION® | V6 FSI |
|---|--------|--------|------------------|--------|
| Cruise control | S | S | S | S |
| Cup holders | | | | |
| Front (2) | S | S | S | S |
| Rear (2) | S | S | S | S |
| Bottle holders in front door pockets | S | S | S | S |
| Driver assistance systems | | | | |
| Air suspension with adaptive damping control | – | O | O | O |
| Area View, front, side and rear cameras to provide 360 degree exterior view | O | O | O | O |
| Driver assistance package Please refer to optional packages section for package contents | O | O | O | O |
| Optical Parking System (OPS) in radio/navigation display | S | S | S | S |
| Parking distance sensors, front and rear with acoustic warning and audio volume level reduction when sensor warning is activated | S | S | S | S |
| Floor mats | | | | |
| Front and rear, carpet | S | S | S | S |
| Front and rear, rubber | A | A | A | A |
| Fuel filler flap | | | | |
| Fuel filler flap lock/unlock by remote, push to open | S | S | S | S |
| Grab handles | | | | |
| Soft fold away grab handles | S | S | S | S |
| Headlights | | | | |
| Halogen twin headlights with clear polycarbonate lens | S | S | S | S |
| Bi-xenon headlights for high and low beam with dynamic cornering lights, LED daytime driving lights integrated in headlight housing, automatic self-levelling and headlight cleaning system | O | O | O | O |
| Headlight setting rotary switch with front and rear fog light switches | S | S | S | S |
| Coming/leaving home function | S | S | S | S |
| Daytime driving lights | S | S | S | S |
| Headlight-on warning buzzer | S | S | S | S |
| Internal headlight range adjustment | S | S | S | S |
| Low light sensor with automatic headlight function | S | S | S | S |
| In car entertainment and technology | | | | |
| Multi-Function Vehicle Display – climate control settings, vehicle service information, audio and convenience settings, | S | S | S | S |
| AM/FM security coded radio (RCD550) with 6½" touch screen display, MP3/WMA compatible SD card slot and 6 disc CD changer, in dash | S | – | – | – |
| Audio functions mounted on steering wheel | S | S | S | S |

Specifications Model Year 2012. (There are some differences between the 2011 and 2012 specifications. See page 43 for a summary).

Comfort and Convenience cont.

| | 150TDI | V6 TDI | V6 TDI 4XMOTION® | V6 FSI |
|--|--------|--------|------------------|--------|
| Auxiliary input socket for external audio source in centre console | S | – | – | – |
| Media Device Interface (MDI), located in the glove compartment and supplied with USB connection cable | S | – | – | – |
| Media Device Interface (MDI), located in the glove compartment and supplied with USB and auxiliary input connection cables | – | S | S | S |
| Media Device Interface (MDI) connection cables, iPod®, mini USB and auxiliary input | A | A | A | A |
| Bluetooth® phone connectivity with phonebook display, operation via touch screen audio unit or MFD Premium and Bluetooth® audio streaming | S | S | S | S |
| Dynaudio Confidence 620W premium audio system, 12 channel digital amplifier and 12 speakers Dynaudio is combined with either the RCD550 radio or RNS850 satellite navigation system. | O | O | O | O |
| Satellite navigation system (RNS850) High-resolution multicolour 8 inch touch screen black gloss finish display in 16:9 format, 2D, topographical and 3D (bird's eye) map views, voice control for navigation and radio functions, integrated 60GB hard drive for storing music and navigation data, two SDHC compatible SD card slots and single DVD drive for the playback of audio and video files, including but not limited to MP3,MP4,AVI,WMA,WMV, MPEG, AAC (iPod® format) | O | S | S | S |
| Instrumentation | | | | |
| Speedometer and tachometer, electronic odometer and tripmeter, service interval display, digital clock, fuel, voltage, coolant & oil temperature gauges and low fuel warning light | S | S | S | S |
| Interior highlights | | | | |
| Chrome trim surrounding instrument dials and gear lever | S | S | S | S |
| Door sill trim with metal inlay | – | S | S | S |
| Leather gear shift knob with aluminium insert | S | S | S | S |
| Silver Metallic and black gloss inserts in dashboard, console and doors | S | – | – | – |
| Vavona ornamental wood inserts in dashboard, centre console and doors with brushed -aluminium surrounds | – | S | S | S |
| Interior lighting | | | | |
| Passenger reading lights, front and rear with time delay | S | S | S | S |
| Foot well lighting front and rear | S | S | S | S |
| Luggage compartment | | | | |
| Net partition, rear seat backrest to roof lining | S | S | S | S |
| Elastic storage straps | S | S | S | S |
| Extendable luggage cover | S | S | S | S |
| Luggage compartment lights | S | S | S | S |
| Luggage net | S | S | S | S |
| Luggage mat, reversible (carpet and rubber) and removable | S | S | S | S |
| Moulded foam or plastic tub protection inlays | A | A | A | A |
| Rear seat backrest remote release | – | S | S | S |

Comfort and Convenience cont.

| | 150TDI | V6 TDI | V6 TDI 4XMOTION® | V6 FSI |
|---|--------|--------|------------------|--------|
| 12 volt socket | S | S | S | S |
| Shopping bag hook | S | S | S | S |
| Mirrors | | | | |
| Automatic dimming interior rear-view mirror | S | S | S | S |
| Electrically heated, foldable and adjustable exterior mirrors, automatically dimming on driver's side with environment lighting | S | S | S | S |
| LED turn indicators mounted in exterior mirrors | S | S | S | S |
| Power steering | | | | |
| Hydraulic, vehicle speed and steering input sensitive | S | S | S | S |
| Seating | | | | |
| Front seats with height adjustment | S | – | – | – |
| Electrically adjustable front seats, 14-way adjustment including electric lumbar adjustment and electro-pneumatic side bolsters | – | S | S | S |
| Individually heated front seats | S | S | S | S |
| Rear seat bench asymmetrically split and folding, longitudinally sliding with recliner adjustment, centre armrest and load-through provision | S | S | S | S |
| Rear seat remote release from luggage compartment | – | S | S | S |
| Steering wheel | | | | |
| Height and reach adjustable | S | S | S | S |
| Leather rimmed 3 spoke multi-function steering wheel | S | S | S | S |
| Multi-Function Display (MFD Premium), telephone and audio controls | S | S | S | S |
| Storage | | | | |
| Central compartment on the dash panel with lid | S | S | S | S |
| Centre console tray and 12 volt socket with lid | S | S | S | S |
| Chillable glove box with illumination, lockable | S | S | S | S |
| Front seat backrest nets | – | S | S | S |
| Front door pockets, with bottle holders | S | S | S | S |
| Rear door pockets | S | S | S | S |
| Sunglass storage in glove compartment | S | S | S | S |
| Sun visors | | | | |
| Driver and passenger double sun visors | S | S | S | S |
| Sunroof | | | | |
| Panoramic glass sunroof, electrically slide and tilt adjustable front half section with electrically operated (perforated) sunblind and integrated wind deflector | O | O | O | O |

Specifications Model Year 2012. (There are some differences between the 2011 and 2012 specifications. See page 43 for a summary).

Comfort and Convenience cont.

| | 150TDI | V6 TDI | V6 TDI 4XMOTION® | V6 FSI |
|---|--------|--------|------------------|--------|
| Tailgate | | | | |
| Automatic opening and closing of the tailgate via key remote and button on tailgate | – | S | S | S |
| Released electrically via switch on driver's door | S | S | S | S |
| Loading sill protection – stainless steel | S | S | – | S |
| Trip computer | | | | |
| Multi-Function Display (MFD Premium) 7" colour large format display screen – trip time, trip length, average speed, distance to empty, average and current fuel consumption, outside air temperature, speed warning system, audio system display, convenience menu and gear position, warning lights for open tailgate and doors | S | S | S | S |
| Upholstery | | | | |
| Cricket leather appointed seat upholstery | S | – | – | – |
| Nappa leather appointed seat upholstery Some parts of the leather appointed seat upholstery will contain man made material. | – | S | S | S |
| Vanity mirrors | | | | |
| Illuminated on driver's and passenger's side | S | S | S | S |
| Wipers | | | | |
| 2 speed wash/wipe windscreen wipers | S | S | S | S |
| Heated washer jets | S | S | S | S |
| Rain sensor with 4 position sensitivity | S | S | S | S |
| Rear window with wash/wipe & intermittent wipe | S | S | S | S |
| Windows | | | | |
| Power front/rear, with roll-back function, driver with one-touch up-down | S | S | S | S |
| Remote operated convenience close and open feature | S | S | S | S |
| 12V socket | | | | |
| Centre console, front and rear | S | S | S | S |
| Luggage area | S | S | S | S |
| Optional Packages | | | | |
| Comfort package | | | | |
| 4 zone automatic climate control dual air conditioning system Electrically adjustable door mirrors with memory function Electrically adjustable front seats with 3 position memory function for driver and front passenger Electrically height and reach adjustable, heated steering wheel with memory and easy entry function Front seats with active climate control Available in conjunction with Black and Nature Brown perforated Nappa leather appointed seat upholstery | – | O | O | O |

Optional Packages

| | 150TDI | V6 TDI | V6 TDI 4XMOTION® | V6 FSI |
|---|--------|--------|------------------|--------|
| Driver assistance package | | | | |
| Adaptive Cruise Control (ACC) with Front Assist function and emergency brake function | | | | |
| Heated, multi-function leather steering wheel | | | | |
| Lane Assist, lane departure warning system | O | O | O | O |
| Proactive occupant protection system | | | | |
| Side Assist, lane changing assistant | | | | |
| Sports interior package | | | | |
| Aluminium finish brake and accelerator pedals | | | | |
| Aluminium finish door sill scuff plates | | | | |
| Black headlining | | | | |
| Brushed aluminium decorative inserts in dashboard ,console and doors | | | | |
| Gearshift paddles, mounted behind steering wheel | - | O | O | O |
| Dark tinted rear side and rear window glass, 65% light absorbing | | | | |
| Heated, multi-function leather steering wheel | | | | |
| Available in conjunction with Black Nappa leather appointed seat upholstery | | | | |

Specifications Model Year 2012. (There are some differences between the 2011 and 2012 specifications. See page 43 for a summary).

Technical Specifications

| | 150TDI | V6 TDI | V6 TDI 4XMOTION® | V6 FSI |
|-------------------------------|---|---|---|---|
| Engine | 3.0 litre V6 TDI BlueMotion Technology | 3.0 litre V6 TDI BlueMotion Technology | 3.0 litre V6 TDI BlueMotion Technology | 3.6 litre V6 FSI BlueMotion Technology |
| Type | 6 cyl 'V' turbo diesel with engine Start/Stop system* | 6 cyl 'V' turbo diesel with engine Start/Stop system* | 6 cyl 'V' turbo diesel with engine Start/Stop system* | 6 cyl 'V' petrol with engine Start/Stop system* |
| Installation | | Front longitudinal | | Front longitudinal |
| Cubic capacity, litres/cc | 3.0/2967 | 3.0/2967 | 3.0/2967 | 3.6/3597 |
| Bore/stroke, mm | 83.0/91.4 | 83.0/91.4 | 83.0/91.4 | 89.0/96.4 |
| Max power, kW @ rpm | 150 @ 4000 | 180 @ 4000 | 180 @ 4000 | 206 @ 6200 |
| Max torque, Nm @ rpm | 400 @ 2000 | 550 @ 2000 | 550 @ 2000 | 360 @ 2900-4000 |
| Compression ratio | 17.0:1 | 16.8:1 | 16.8:1 | 11.4:1 |
| Fuel system | Bosch Common rail | | | Bosch |
| Ignition system | Compression | | | Electronic |
| Exhaust emission control | Exhaust gas recirculation, oxidation catalytic converter, diesel particulate filter | Exhaust gas recirculation, oxidation catalytic converter, diesel particulate filter | Exhaust gas recirculation, oxidation catalytic converter, diesel particulate filter | 3-way catalytic converter, lambda probes |
| Emission level [^] | Euro 5 | Euro 5 | Euro 5 | Euro 5 |
| Fuel type (recommended) | Diesel 51CZ | | | Premium unleaded 95 RON minimum |
| Transmission | 4MOTION® all-wheel-drive | 4MOTION® all-wheel-drive | 4MOTION® four-wheel-drive, with low range gear reduction | 4MOTION® all-wheel-drive |
| Gearbox | 8 speed automatic transmission with Tiptronic function and sports mode | | | |
| Performance # | | | | |
| 0 – 100km/h | 9.0 | 7.8 | TBC | 7.8 |
| Fuel consumption ** | | | | |
| Combined, L/100km | 7.2 | 7.4 | 7.4 | 10.1 |
| Urban, L/100km | 8.4 | 8.6 | 8.6 | 13.4 |
| Extra Urban, L/100km | 6.5 | 6.7 | 6.7 | 8.2 |
| CO ₂ emission g/km | 190 | 196 | 196 | 240 |
| Fuel tank capacity, Litres | 85 | 85 (100)~ | 100 | 85 (100)~ |

[^] Emission level according to European Regulation (EC) No. 715/2007 and Regulation (EC) No. 692/2008.

* The Start/Stop system is designed to reduce fuel consumption and CO₂ emissions. It achieves this by automatically switching off the engine while the vehicle is stationary and then starting it again automatically when the driver wants to drive off. There are certain operating conditions where the Start/Stop system is deactivated (e.g. during engine warm-up), please refer to the owner's manual for full operating information.

Please note figures are sourced from overseas data where equipment levels by model variant may vary.

** Fuel consumption figures according to Australian Design Rule (ADR) 81/02.

The driving style, road and traffic conditions, environmental influences, fitment of accessories and vehicle condition can in practice lead to consumption figures which may differ from those calculated with these standards.

~ Fuel tank capacity figures in brackets relate to vehicles equipped with the optional Comfort Package.

Technical Specifications cont.

| | 150TDI | V6 TDI | V6 TDI 4XMOTION® | V6 FSI |
|--|---|--|------------------|--------|
| Running gear | | | | |
| Steering | Hydraulic power assisted rack & pinion steering | | | |
| Turning circle, m | 11.9 | | | |
| Brake systems | Anti-lock Braking System (ABS) with Electronic Brake-pressure Distribution (EBD), Brake Assist and Electronic Stabilisation Program (ESP) | | | |
| Brakes | | | | |
| Front | Ventilated discs | | | |
| Rear | Ventilated discs | | | |
| Suspension | | | | |
| Front axle | Double wishbones, aluminium upper control arms and steel triangulated lower wishbone. Anti-roll bar. | | | |
| Rear axle | Double wishbones with two split forged aluminium upper control arms steel triangulated lower wishbones. Anti-roll bar. | | | |
| Air suspension with Continuous Damping Control (CDC) | | Optional V6 TDI, V6 TDI 4XMOTION® and V6 FSI 3 damper settings: Automatic, Sport [^] & Comfort Variable ride height: Loading level 147mm Road level 197mm Off-road level 247mm Extra level 300mm [^] Suspension height is automatically reduced to 172mm | | |
| Weights | | | | |
| Tare weight kg | 2154 | 2159 | 2210 | 2097 |
| Towing capacity kg | | | | |
| braked | 3500 | 3500 | 3500 | 3500 |
| unbraked | 750 | 750 | 750 | 750 |
| Towbar load limit kg | 280 | 280 | 280 | 280 |
| Max. roof load kg | 100 | 100 | 100 | 100 |
| Exterior Dimensions | | | | |
| Overall length mm | 4898 | 4898 | 4898 | 4898 |
| Width mm | 1965 | 1965 | 1965 | 1965 |
| Height mm | 1732 | 1732 | 1742 | 1732 |
| Wheelbase mm | 2904 | 2904 | 2904 | 2904 |
| Track mm | | | | |
| front | 1656 | 1656 | 1656 | 1656 |
| rear | 1676 | 1676 | 1676 | 1676 |

Specifications Model Year 2012. (There are some differences between the 2011 and 2012 specifications. See page 43 for a summary).

Technical Specifications cont.

| | 150TDI | V6 TDI | V6 TDI 4XMOTION® | V6 FSI |
|----------------------------------|-----------------------------------|--------|-----------------------|--------|
| Luggage Area Dimensions # | | | | |
| Luggage area volume, L | | | | |
| rear seat upright | 580 | 580 | 580 | 580 |
| rear seat folded | 1642 | 1642 | 1642 | 1642 |
| Luggage area floor length, mm | | | | |
| rear seat upright | 974 | 974 | 974 | 974 |
| rear seat folded | 1814 | 1814 | 1814 | 1814 |
| Luggage area height, mm | 866 | 866 | 866 | 866 |
| Luggage area width, mm | | | | |
| Minimum | 1158 | 1158 | 1158 | 1158 |
| Maximum | 1350 | 1350 | 1350 | 1350 |
| Off-road Dimensions | | | | |
| | Steel Spring Suspension | | Air Suspension | |
| Approach angle | 25 Degrees | | 27 Degrees | |
| Departure angle | 25 Degrees | | 27 Degrees | |
| Break over/Ramp angle | 20 Degrees | | 22 Degrees | |
| Ground clearance | 205mm | | 233mm | |
| Wading depth | 500mm | | 580mm | |
| Maximum gradability | 31 Degrees (45 Degrees 4XMOTION®) | | | |
| Maximum lateral slope angle | 35 Degrees | | | |

Please note figures are sourced from overseas data where equipment levels by model variant may vary.

Volkswagen is distributed by Volkswagen Group Australia Pty Ltd, The Lakes Business Park, 6 Lord Street, Botany, NSW 2019. ABN 14 093 117 876. Specifications are as planned at June 2011, for Model Year 2012 and are subject to change without notice or obligation. All information in this specification sheet is correct at the time of publication, however variations may occur from time to time and Volkswagen, in so far as it is permitted by law to do so, shall not be liable in any way as a result of any reliance by any person on anything contained in this specification sheet. Authorised Volkswagen dealers will provide up-to-date information on model application, design feature, prices and availability on request.

Colours.



Deep Black Pearl Effect



Graciosa Brown Metallic




Galapagos Anthracite Metallic



Canyon Grey Metallic



Cool Silver Metallic




Campanella White




Night Blue Metallic

Upholstery.



Titanium Black – Cricket leather appointed seat upholstery



Titanium Black – Nappa leather appointed seat upholstery



Corn Silk Beige – Cricket leather appointed seat upholstery



Corn Silk Beige – Nappa leather appointed seat upholstery



Nature Brown – Nappa leather appointed seat upholstery



Please note Metallic and Pearl Effect paint are optional at extra cost. The print process does not allow for exact reproduction of the exterior or the upholstery colours. Please contact your Volkswagen Dealer for further information on colours and upholstery combinations.

Glossary.

4MOTION®

The power of the Touareg engine is transmitted to the wheels via the permanent 4MOTION® all-wheel drive system. This flow of power is handled by a Torsen transfer box to direct drive to the wheels where required to provide the best possible traction at all road speeds, in all weather and road conditions.

4XMOTION®

The power of the Touareg engine is transmitted to the wheels via the continuous 4XMOTION® four-wheel drive system. This flow of power is handled by a transfer gearbox, which includes off-road reduction. The 4XMOTION® system also includes a locking central and rear differential.

In normal situations - dry road, even grip, constant engine power – the drive torque is distributed uniformly to the front and rear axles without slip. The four-wheel drive system is distinguished by a 38:62 distribution of power to the front and rear axles through a centre differential. A four-wheel EDL (Electronic Differential Lock via braking) also supports this adjusted power distribution. To improve tractability further both centre and rear differentials can be locked via the centre console dials.

Adaptive Cruise Control (ACC)



Adaptive Cruise Control (ACC) is an extension of the conventional cruise control system with advanced capabilities based on radar sensors, multi-function camera and parking distance sensors. When ACC is activated, the vehicle automatically brakes and accelerates in a speed range set by the driver.

If the Touareg approaches a slower vehicle, the ACC brakes the car to the same speed and maintains the pre-selected distance. Even when a vehicle pulls into the same lane in front of you or slows, your vehicle is automatically decelerated to the pre-selected distance. If the vehicle ahead moves out of your lane, the Touareg then accelerates up to the preset desired speed.

Deceleration of the vehicle may take place via intervention in the engine management system. If deceleration via engine torque is not sufficient, brake intervention takes place, braking the vehicle to a standstill if the traffic situation necessitates. ACC will reactivate automatically if the traffic moves within 2 seconds, otherwise the driver can reactivate the system by tapping the accelerator pedal.

Adaptive Cruise Control (ACC) cannot replace the driver's assertiveness. The driver is still legally responsible for the vehicle and must monitor the speed and distance in relation to other vehicles. The ACC system does not react to stationary obstacles and oncoming vehicles. The ACC system should not be used on winding roads or in adverse weather conditions such as heavy rain.

Anti-lock Braking System (ABS)

When braking, wheel speed sensors measure the road wheel speed and should one or more wheels start to lock the ABS system reduces brake pressure to that wheel. This prevents the wheels from locking during heavy or emergency braking, enabling the vehicle to remain steerable.

Anti-lock Braking System (ABSplus)

In addition to the functionality of ABS, when the off road function is selected via the centre console dial the ABSplus is activated. If loose surfaces are registered, wheel lock forms a wedge in front of the wheels significantly shortening braking distances in off-road conditions.

Auto Hold

When activated, as soon as the vehicle comes to a complete stop, the ABS hydraulic unit stores the vehicles final braking pressure. So even when you take your foot off the brake pedal, all four wheels brakes remain applied, preventing the vehicle from rolling away without having to depress the footbrake providing increased comfort in stationary traffic. This function is released automatically when you drive off again.

Electronic Brake-pressure Distribution (EBD)

Electronic, more sophisticated means of regulating the ratio of front/rear brake pressure. Settings are varied according to driving and load conditions to ensure each wheel is braked to the optimum extent.

Brake Assist

During emergency braking, Brake assist aids the driver by increasing the brake pressure automatically to a level exceeding the locking limit. The ABS is thus quickly brought into the operating range, which enables maximum vehicle deceleration to be achieved.

Electronic Differential Lock (EDL)

EDL improves driving and steering characteristics when accelerating on road surfaces where each wheel has a different degree of traction. The system operates automatically and is combined with the ABS system.

Using the ABS wheel sensors, EDL monitors the speed of the individual driving wheels. When a difference in driving wheel speed is detected (i.e. when one wheel starts to spin due to differences in road surfaces, e.g. due to water or dirt) the system brakes the spinning wheel, transferring engine power to the wheel with the best traction. EDL is active on both axles in forward and reverse and operates up to 40km/h.

Anti-Slip Regulation (ASR)

ASR is a switchable traction control system that prevents the wheels from spinning under acceleration by reducing engine torque. It is active at speeds above 40km/h.

Electronic Stabilisation Program (ESP)

ABS, EDL and ASR traction control systems are integrated into the Electronic Stabilisation Program (ESP). In short, ESP helps ensure that the vehicle goes where you steer it even in extreme driving conditions. The ESP system constantly compares the actual movement of the vehicle with pre-determined values and should a situation arise where the vehicle starts to skid, ESP will apply the brakes to individual wheels and automatically adjust the engine's power output to correct the problem. ESP prevents the vehicle from losing control when trying to avoid an accident, for example. It also prevents spinning off on a curve due to either understeer or oversteer.

Engine Braking Control (EBC)

Prevents the driven wheels from locking if the accelerator is lifted very suddenly or the vehicle is braked sharply because a low gear is engaged.

Front Assist with emergency brake function

The Front Assist ambient traffic monitoring system uses radar sensors to detect critical distance situations and thus help to shorten the braking distance, reducing the risk of a rear-end collision.

The traffic ahead is monitored constantly by the radars at the front. If a vehicle is detected ahead of you in the lane, the distance and the speed relative to it are calculated. If the gap is closing too fast, Front Assist initially warns the driver by means of an audible as well as a visual signal. At the same time, the brake pads are brought into contact with the brake discs and the sensitivity of the Brake Assist is increased. This primes the braking system for a possible emergency stop.

If the situation escalates, the emergency brake function provides automatic braking and or boosting of the drivers braking force up to maximum braking.

Front Assist cannot replace the driver's assertiveness. The driver is still legally responsible for the vehicle and must monitor the speed and distance in relation to other vehicles.

Hill Descent Assist

Hill Descent Assist supports the driver when driving down a steep incline at the speed elected by the driver by means of actively controlled brake applications. Hill Descent Assistance will only operate when off road mode is activated, speeds are lower than 30km/h, the gradient is greater than 10%, the engine is running and the accelerator and brake pedals are not pressed.

Hill Hold Assist

The Hill Hold Assist function comes into effect when stationary on steep inclines, utilising the transmission as necessary to prevent the vehicle rolling back.

Lane Assist

Lane Assist is a lane departure warning system that is designed to help reduce the likelihood of the vehicle leaving the road or crossing into an oncoming lane and therefore the risk of accident as a result of driver distraction or a lapse in concentration.

The Lane Assist system monitors the road ahead with the aid of a multi-function camera (located near the interior rear-view mirror) which recognises lane markings and evaluates the position of the vehicle. If the vehicle starts to leave the lane, the driver is warned about the situation by a steering wheel vibration.

Lane Assist cannot replace the driver's assertiveness. The driver is still legally responsible for the vehicle and therefore staying in the lane at all times. The system will not work if there are no recognisable lane markings. The camera vision can be reduced by rain, snow, heavy spray or oncoming lights. This and vehicles in front of you can lead to the lane markings not being recognised by the Lane Assist system. The Lane Assist system does not activate at a vehicle speed of less than 65km/h.

Proactive occupant protection system

The proactive occupant protection system incorporates active and passive safety elements. When the system detects a potential accident situation, the occupants and the vehicle are prepared for a possible accident. Automatic tensioning of the safety belts secures the driver and front passenger in their seats to attain the best possible protective potential of the airbag and belt system. In case of high transverse dynamics the side windows and optional panoramic sunroof are also closed, leaving just a small air gap. Closing of the windows offers optimal support to the head and side airbags which results in the best possible protection.

Side Assist

Side Assist, is a lane change assistant detects vehicles on the right and left hand side of the lane, in the blind spot and those vehicles coming nearer behind. The system informs with a warning light in the exterior mirror whenever a detected vehicle is close and a lane change would be dangerous. If the driver sets the indicator, the warning light begins to flash.

Owning a Volkswagen.

Volkswagen New Vehicle Warranty

Every new Volkswagen passenger vehicle is covered by a 3-year unlimited kilometers manufacturer's warranty, which includes Volkswagen Assist (24hr roadside assistance). Every new Volkswagen passenger vehicle is also covered by a 3-year paintwork and 12-year anti-corrosion perforation warranty.

Volkswagen Assist – 24 Hour Roadside Assistance

As a valued customer, you can be assured that wherever you travel within Australia, you will have access to roadside assistance, 24 hours a day, 365 days a year. This is complimentary for the duration of the vehicle's original Volkswagen warranty period. You will receive help in the event of a breakdown or accident and if required, your vehicle will be mobilised or transported to an Authorised Volkswagen dealer.

As a Volkswagen owner you will also have access to the additional benefits of accommodation and car rental if your vehicle cannot be mobilised within 24 hours, when you are over 100kms away from home. Volkswagen Roadside Assist can also be renewed at the expiry of the original warranty, ensuring ongoing coverage for your vehicle.

Volkswagen New Vehicle Extended Warranty*

To give you added peace of mind and the assurance of added security, you have the option to extend the warranty period to suit your ownership cycle. If your Volkswagen is still covered by its New Vehicle Warranty, we can offer you a 36 month/60,000km extension on the original warranty period already existing with your Volkswagen manufacturer's Warranty. You then have the assurance that your Volkswagen remains a Volkswagen. For further information regarding warranty and extending your vehicles warranty period, please consult your local Volkswagen dealer, refer to your owner's handbook or visit volkswagen.com.au.

* Volkswagen New Vehicle Extended Warranty product is provided by Allianz Australia Insurance Limited (Allianz) ABN 15 000 122 850, AFSL Licence No. 234708. In arranging this cover, Volkswagen Group Australia Pty Ltd, ABN 14 093 117 876 and the authorised dealers act as agents of Allianz and not as your agent. Limits apply to the benefits you can claim. For full terms and conditions of cover, please refer to the relevant Volkswagen New Vehicle Extended Warranty policy document, available to you from your Volkswagen authorised motor dealer.

Volkswagen Service

Your Authorised Volkswagen Service Centre is part of Volkswagen's global Quality Management System, ensuring all dealers are certified to ISO 9001:2000 – an internationally recognised Quality Standard. Authorised Volkswagen Service Centres have factory trained Technicians equipped with the very latest diagnostic equipment, specialist tooling and Volkswagen Genuine Parts. An Authorised Volkswagen Service Centre is able to undertake work in accordance to factory specified guidelines and maintenance schedules.

Volkswagen Genuine Accessories®

Volkswagen Genuine Accessories® are designed for your vehicle and approved by Volkswagen, with particular regard to safety. The workmanship, dimensional accuracy and materials used in these parts comply with factory specifications. To ensure safety and reliability, Volkswagen recommends the use of Volkswagen Genuine Accessories®. Volkswagen Authorised Dealers offer a 3-years/ unlimited kilometres warranty on genuine accessories if fitted prior to vehicle purchase, or a 2-years/unlimited kilometres warranty if fitted after purchase.

Volkswagen Finance

Whether you are buying, borrowing or leasing, Volkswagen Finance will certainly make you think differently about financing and insuring your new Volkswagen. Committed to meeting the needs of Volkswagen drivers across Australia, we offer a range of leasing, financing and insurance products, each with distinct advantages depending on your specific circumstances. Our packages are designed to suit your individual requirements and budgeting needs with fast approval times.

Speak to your participating local Volkswagen Dealer today for the best financial solution and ultimate insurance protection for your vehicle or visit volkswagenfinance.com.au.

VOLKSWAGEN FINANCE



Think Blue. Creating a sustainable future together.

Volkswagen is committed to sustainability now and in the future, for us this means taking responsibility for the environment by getting involved in initiatives that contribute to a sustainable future through our products and behaviour.

We call this way of thinking, Think Blue.

Volkswagen aims to become the leading automotive manufacturer for the environment and economy, making efficient and sustainable vehicles available to everyone. We want to inspire and motivate people to get involved in ecological sustainability, on the road and everywhere else.





Das Auto.

www.volkswagen.com.au

Volkswagen Group Australia Pty Ltd
The Lakes Business Park
6 Lord Street
Botany NSW 2019

ABN 14 093 117 876

Printed in Australia 2011

Publication: VGA10171

All information in this specification sheet is correct at the time of publication, however variations may occur from time to time and Volkswagen, in so far as it is permitted by law to do so, shall not be liable in any way as a result of any reliance by any person on anything contained in this specification sheet. Authorised Volkswagen dealers will provide up-to-date information on model application, design feature, prices and availability on request.

Volkswagen Insurance & Volkswagen Extended Warranty are provided by Allianz Australia Insurance Limited (Allianz), AFS Licence No. 234708, ABN 15 000 122 580. In arranging this insurance Volkswagen Financial Services Australia Pty Limited, ABN 20 097 071 460 & Volkswagen Group Australia Pty Ltd, ABN 14 093 117 896 and the authorised dealers act as agents of Allianz and not as your agent. Volkswagen Finance is a trading name of Volkswagen Financial Services Australia Pty Limited. Locked Bag 5009, Alexandria NSW 2015. Tel: 02 9695 6311.