



Das Auto.

Passat



Content overview.

| | |
|---|-----------|
| Philosophy | 3 |
| Introduction | 4 |
| Range overview | 6 |
| 118TSI: Sedan & Wagon | |
| 125TDI Highline: Sedan & Wagon | |
| V6 FSI Highline: Sedan & Wagon | |
| Exterior | 14 |
| Interior | 16 |
| Technology | 18 |
| Safety | 22 |
| Optional Equipment | 24 |
| Volkswagen Genuine Accessories | 26 |
| Specifications | 28 |
| Colours and Upholstery | 37 |
| Glossary | 38 |
| Owning a Volkswagen | 40 |
| Corporate Sustainability – Think Blue. and BlueMotion Technology | 42 |



“Being so unique, different and simple that it distinguishes itself from the rest. That’s Volkswagen.”

Walter de’Silva

Head of Volkswagen Group Design



Bi-Xenon headlights are an optional extra featured in the Driver Assistance and Visibility Package.

Surpassing every standard. As standard.

It starts at first sight. One look at the elegant lines, the sophisticated aerodynamic form, the modern contemporary style and beautifully considered design features and it's instantly apparent that this new, seventh generation Passat range is quite simply the finest yet. As versatile as it is sophisticated, this is a vehicle that makes a confident impression in the city, or on a weekend escape with the family. And it's fully equipped to ensure a seamless journey every time.

With a range that comprises the all-round appeal of the 118TSI, the efficient performance of the 125TDI Highline and the unbridled power and grace of the V6 FSI Highline – all available in both sedan and wagon configurations – the new Passat has been wholly designed with the discerning driver in mind.

From its carefully considered, yet ample boot space with its automatic open function, to the remote release drop-seat function and Bluetooth® connectivity, you'll constantly be surprised by its flexibility, features and family-friendliness.

Yet for all its versatility, the new Passat is built on an uncompromising platform of smart thinking. Innovation is the hallmark of every element of the seventh generation range. Across the range, an incredible array of driver assist systems make driving more intuitive, more convenient, and more exciting. For here is a vehicle as economical as it is powerful, as safe as it is exhilarating, and as timeless as it is cutting-edge.







Range Overview.

118TSI Sedan & Wagon
Page 8.



Flexible Standard.

Every drive is different, and so is every driver. That's why, with its incredible array of standard features, the 118TSI has been designed to be as flexible as you are. The Passat 118TSI takes 'standard' to a standard never seen before.

125TDI Highline Sedan & Wagon
Page 10.



High power – low emission.

More than an economical choice, our turbo-charged diesel offering combines impressive levels of power, with equally impressive emissions standards and efficiency. With all the standard features of the 118TSI, as well as a few all its own, being responsible has never been so much fun.

V6 FSI Highline Sedan & Wagon
Page 12.



Advanced technologies – pure luxury.

Breathtaking performance, intelligent innovations and timeless sophistication. The V6 FSI Highline seamlessly intertwines power with grace, technological advancement with intuitive simplicity, and athletic prowess with refined elegance. And with every drive, takes luxury somewhere it's never been before.





118TSI. Sedan & Wagon.

All-round performance.

All over pleasure.

You'd be forgiven for thinking that the entry-level Passat is anything but. Premium leather, chrome highlights, a driver Fatigue Detection system, cavernous luggage area and remote release are just a few of the 'as standard' highlights of the 118TSI. A sophisticated and versatile all rounder, it offers seamless functionality for the most versatile of lifestyles – at home, for long road trips, or on business.

The performance of a 1.8 litre direct injection, turbo-charged petrol engine pumping out 118kW of power and 250Nm of torque, and the smoothness of the 7-speed DSG transmission – the 118TSI delivers a rewarding drive in all kinds of conditions. With the comfort and sophistication of clever technological features like Bluetooth® connectivity, Media Device Interface (MDI) and low light sensors to activate the headlights.

With its elegant chrome body strips and 17x7.5" Sao Paulo alloy wheels, it takes style to new levels.

Add to that impressive safety features such as Anti-lock Braking System (ABS) with Brake Assist, Electronic Stabilisation Program (ESP), and eight airbags, and it's clear the 118TSI is an all-round performer of considerable pedigree.

125TDI Highline. Sedan & Wagon.

Refined comfort.

Outstanding performance.

We've redefined luxury with the 125TDI Highline, and made it more economical at the same time. The 125TDI Highline harnesses the efficient power of a 2.0 litre common rail turbo diesel engine to produce 125kW of power and 350Nm of torque – for greater power, with fewer emissions (and fewer fill-ups). Matched with a smooth 6-speed Direct Shift Gearbox (DSG) and all the standard features of the 118TSI, it also includes front fog lights, chrome highlighted front air intakes, as well as Nappa leather appointed and individually heated front seats. BlueMotion Technology such as the Start/Stop system and the new Coasting Function are also standard on the vehicle.

The safety features are equally impressive, with front fog lights equipped with static cornering lights, ABS with Brake Assist, Extended Electronic Differential Lock (XDL) function which is an extension of the Electronic Differential Lock (EDL). It improves traction and reduces the tendency to understeer, Electronic Differential lock, Electronic Stabilisation Program (ESP), and eight airbags protecting everyone on board. And it's all complemented by elegant looks, exemplified in the 17x7.5" Michigan alloy wheels and the chrome highlights both inside and out.

A perfect family vehicle, the 125TDI Highline also offers head-turning performance and a presence that simply commands attention.





V6 FSI Highline. Sedan & Wagon.

Inspired sophistication. Inspirational performance.

Taking the Passat's performance to new levels of exhilaration, the V6 FSI Highline boasts a cutting edge 3.6 litre V6 direct injection petrol engine capable of producing 220kW of power, and an impressive 350Nm of torque. Delivered through the 6-speed DSG transmission, the V6 FSI Highline offers you compelling performance, with unbelievable efficiency. And it's all matched by pinpoint control, thanks to our 4MOTION® all wheel drive system and adaptive chassis control as standard.

Yet for all its power and performance, the V6 FSI Highline is also refined where it counts – delivering outstanding new benchmarks in versatility and detail. For example, this prestigious model also features decorative aluminium highlights in the dash as well as Nappa leather appointed comfort seats. The driver and front passenger seats are electrically adjustable in 12-ways and can be heated individually.

The safety features are just as impressive, with ABS with Brake Assist, Electronic Stabilisation Program (ESP), and eight airbags. An anti-theft alarm system with interior monitoring and tilt sensor also comes standard, as does the sporty look of 18x8" Kansas alloy wheels.







Exterior.

What confidence looks like.

The Passat is a powerful design statement in its own right. It is the dark horse of vehicle design; subtle, sleek, powerful and muscular. And whether it's the sedan or the wagon, one look at the new Passat – from the sophistication of its refined chrome strips and highlights in the radiator grille, to the understated elegance of its smooth flowing lines – and you can't help but be struck by its timeless appeal.



01



02



03



04



05



06

01. Chrome highlights.

The Passat's elegant chrome highlights add a genuine air of sophistication and harmony to every model. From chrome radiator grille highlights and window-frame trims to lower body side and front rear bumper moulding and air intakes, these details add the perfect finishing highlights.

02. Bi-Xenon lights with static and cornering LED daytime driving lights and tail lights

(available with the Driver Assistance and Visibility Package only)

Bi-xenon lights are not only brighter, they light up the road ahead to make night time driving even safer. LED daytime visibility lights give a powerful presence, while dynamic lights provide additional corner visibility.



03. Electric glass sunroofs



(pictured Wagon – panoramic sunroof)

From fresh air to natural light, all Passat sunroofs are engineered for maximum effectiveness come rain or shine.

04. Sao Paulo 17" Alloy Wheel (Std on 118TSI)

05. Michigan 17" Alloy Wheel (Std on 125TDI Highline)

06. Kansas 18" Alloy Wheel (Std on V6 FSI Highline)



Interior.

Comfort and style.

When you step inside the Passat, it's clear nothing has been left to chance. From the soft leather, to the chrome highlights, to the flexibility of the seating and storage areas, the new Passat makes a statement of driving pleasure and luxury in even the tiniest of details.

01. Multifunctional steering wheel

With the leather steering wheel you are able to control the audio system, Bluetooth® phone connectivity and the Multi-Function Display unit.

02. 60:40 split/folding rear seat

A clever feature of all Passat models is a 60:40 split/folding rear seat with 'remote release' unlocking. It means that at a pull of a lever, the rear seats drop automatically, for instant and effortless extra storage space. As the seat base folds forward all the way (in the Wagon), it provides a completely flat load space for extra large cargo. With the optimised



01



02



03



05



04

storage feature of all Wagon models you have a flexible, variable and securable luggage space. It has an extendable cargo luggage partition net as well as the luggage cover. Both can be secured in two different positions as needed. The rear seats also come with a load through provision which is suitable for transporting long items. The optional electrical opening and closing of the tail gate means loading any kind of cargo in a breeze.

03. Leather appointed interior

Choose the 118TSI and enjoy the supple softness of smooth Vienna leather appointed interior. 125TDI and V6 FSI Highline models feature Nappa leather appointed interior as standard.

04. Dual zone climate control

This climate system has a two stage automatic control, which switches as needed between fresh air and inside circulation by its own.

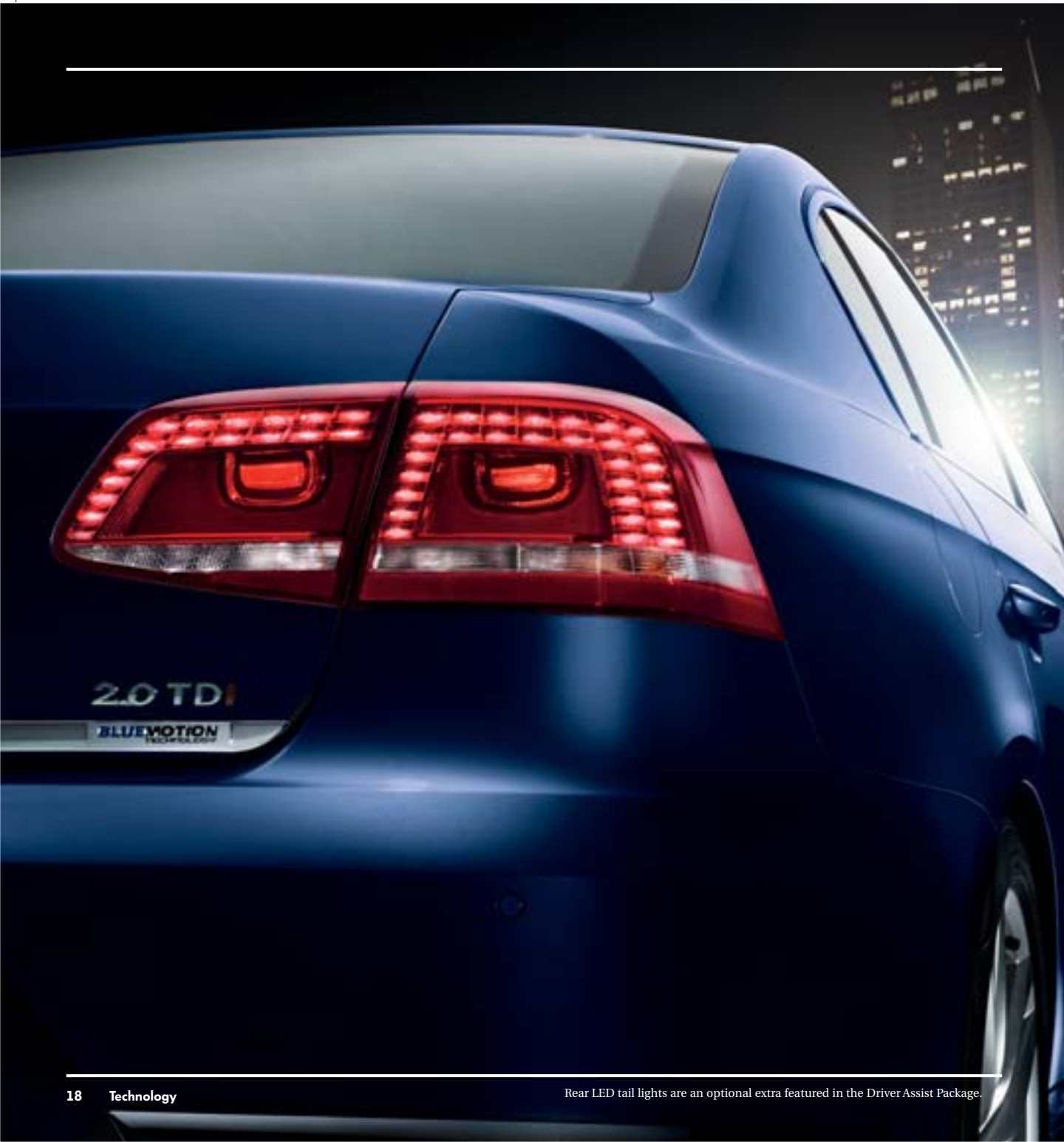
05. Decorative highlights

Throughout the interior of the Passat you'll find the added style of chrome highlights, including the front air vents or rotary light switch. Highline models also feature window and mirror switches, as well as aluminium door sill inlays.

06. Electrically adjustable front seats (not pictured)



As standard on the V6 FSI Highline both front seats feature 12-way electrical adjustment – with driver's memory, so whoever drives the car always has it just the way they like it. (Optional on 1118TSI and 125TDI Highline).



Technology.

Driving towards tomorrow.

The seventh generation Passat is the most technically advanced ever. The secret to its thoroughbred performance can largely be found in the advanced technology within the engine bay. Featuring a vast array of uniquely cutting-edge features, here's an overview of the power behind every Passat.

01. TSI engine technology

TSI is Volkswagen's twin or single-charged petrol engines with direct injection. The innovative engineering boasts excellent torque and power at low revolutions – for you that means lower fuel consumption and fewer emissions.

02. TDI engine technology

Volkswagen's cutting-edge TDI engines with Diesel Particulate Filters feature Common Rail technology that injects precise amounts of fuel at extremely high pressure. This not only results in a cleaner burning engine – and years of hard-wearing durability – but exceptional fuel economy, impressive torque and compelling performance whatever the drive.

03. FSI engine technology

With the FSI technology, fuel is injected directly into the engine's combustion chamber. It's a precise fuel injection at finely timed intervals to achieve highly powerful performance and efficient combustion. Good for you and better for the environment.

04. Direct Shift Gearbox (DSG)

This highly advanced 6 or 7-speed transmission with electronically controlled clutch and gearshift pre-selects the next gear, so your gear change only takes 3-4 hundredths of a second. It means virtually no interruption to power, traction or acceleration – and a beautifully seamless driving experience.



01



02



03



04



05



06

05. 4MOTION® (all wheel drive)

An innovative all wheel drive system that provides the best possible traction at all road speeds, in all weather and across all road conditions. Torque is delivered to the axle with best traction, maximising grip, control and handling. The system is available with the Passat V6 FSI Highline.

06. BlueMotion Technology

BlueMotion Technology is the name we've given to a whole range of innovations and intelligent technologies engineered specifically for our cars – to make them powerful, fun to drive, fuel efficient and environmentally-friendly, all at the same time.

Start/Stop system


With the 125TDI Highline comes a clever way to reduce emissions, and it's as simple as pressing the brake. When you come to a standstill by pressing the brake, the engine automatically turns itself off (given the right conditions). Only to re-start again the moment you loosen the brake. Simple. But effective.

Brake energy recuperation

This system charges the battery when the engine is under minimal or no load. So when coasting or braking, the battery is supplied with plenty of power.

Coasting function

As soon as the driver's foot is no longer on the accelerator pedal, the momentum of the vehicle is used to save fuel with a foresighted driving style. The engine is declutched and no longer brakes the vehicle, therefore allowing the vehicle to roll out over a longer distance. When the brake, accelerator pedal or the gear selector lever is operated, the clutch is re-engaged and engine braking takes effect. Coasting Function can be selected or deselected via the multifunction display settings. The gear selector lever is required to be in the D position to be functional.



Intelligent technology.

The new Passat also has intelligence as well as power. In fact, with these intelligent features you and your passengers will not only travel safer, but you'll also actually enjoy the Passat driving experience even more. More comfort. Smarter thinking. And a better drive whether you're going on a short run with the kids, or a long weekend away.

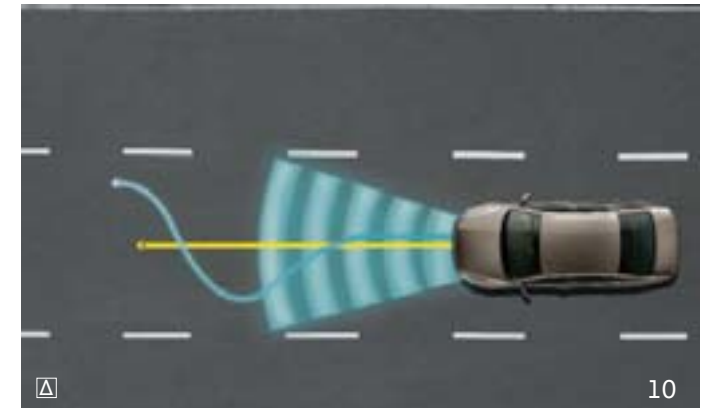
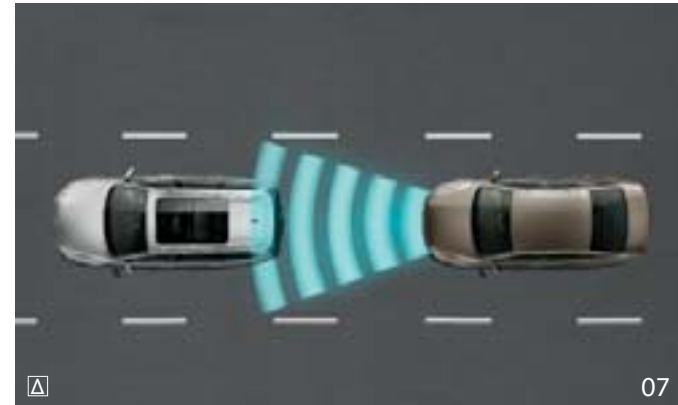
07. Adaptive Cruise Control (ACC) and Front Assist, with City Emergency Brake (CITY EB) □

Adaptive Cruise Control (ACC) is an extension of conventional cruise control – with advanced capabilities based on a radar sensor that allows your Passat to automatically brake and accelerate (within a set range) to keep to a pre-selected distance from other cars.

If the Passat approaches a slower vehicle, the ACC brakes the car to the same speed, and maintains the pre-selected distance. Even when a vehicle pulls into the same lane in front of you or slows, the Passat automatically decelerates to the pre-selected distance. If the vehicle ahead moves out of your lane, the Passat then accelerates up to the preset desired speed.

Using the same radar sensor as the ACC, Front Assist observes the distance from, and relative speed of, vehicles driving in front you – so should a rear-end collision be likely, the system kicks in to help you avoid the potential collision or reduce its intensity.

The city emergency brake can significantly reduce the severity of collisions. The system provides visual and acoustic warning before a potential collision, as well as automatic braking and/or boosting of your braking force when you brake suddenly.



08. Auto hold function

The intuitive Auto Hold function is designed to maximise your comfort level when you're stuck in traffic. When you take your foot off the brake pedal when stationary at the lights, the brakes remain applied, providing you with increased comfort in stationary traffic. This function is released automatically when you drive off again.

09. Park Assist 2

Park Assist 2 makes parking problems a thing of the past. It's a system that uses sensors mounted on the front, rear and sides of the vehicle to automatically let you know if a parking

space is the right fit. Ideal for both parallel parking and 90 degree parking (like those in shopping centres). All you do is control the speed, and the car steers and manoeuvres for a perfect park every time.

10. Lane Assist*

Lane Assist is a driver assistance technology that reduces the likelihood of your vehicle veering off the road or accidentally crossing into another lane. Using a camera positioned within your rear view mirror unit, it actively recognises lane markings and takes corrective action by gently steering you back on course. The system is also equipped with a warning tone and

message in the Multi-Function Display unit for situations that require additional actions from the driver. Another innovation that helps give you drama-free driving.

* Only as part of the Driver Assistance and Visibility Package.

11. Adaptive Chassis Control (not pictured)

Adaptive Chassis Control (Standard for V6 FSI Highline) electronically adjusts the damper characteristics for each wheel, ensuring you feel the difference with optimum driving comfort for any road surface or driving situation.



Safety.

Safety comes as standard, every time.

There's nothing more important than the safety of you and your passengers. And you'll find when you drive a Passat, safety has been considered from almost every angle. A broad range of passive and active safety systems help to avoid accidents as well as protecting you during one have been included helping to ensure every drive you take, is a safe one.

Active Safety – Everything designed to help prevent accidents from happening.

01. Driver Fatigue Detection system

Driver fatigue is dangerous. This intuitive system is designed to alert the driver when the level of driver responsiveness appears to change indicating fatigue. The technology works by automatically analysing individual driving characteristics including the evaluation of steering movements. When fatigue is detected the system kicks in and alerts you with a warning sound and recommends that you take a break in the Multi-

Function Display unit. Another reason the new Passat is smarter than your average car.

02. Traction Control (EDL, ASR, ESP and XDL*) Braking Control (Brake Assist, ABS and EBD)

Traction control helps to ensure that you maintain control of your vehicle even in difficult driving situations. Built around three distinctive functions, Extended Electronic Differential Lock (XDL)* function which is an extension of the Electronic Differential Lock (EDL). It improves traction and reduces the tendency to understeer, Electronic Stabilisation Program (ESP), Electronic Differential Lock (EDL) and Anti-Slip Regulation (ASR),



Traction Control improves grip, helps prevent wheel spin and adjusts engine power automatically depending on the conditions.

There are different braking control systems such as Anti-lock Braking System (ABS), Brake Assist (BA) and Electronic Brake-pressure Distribution (EBD). Together, these features provide powerful protection as and when you need it.

Passive Safety – Protecting occupants from injury, and reducing the impact of collisions.

03. Seatbelts with rear seatbelt warning display

Alongside front seat belt pre-tensioners and belt force limiters that tighten the seatbelt on impact, the new Passat is now even safer with the addition of the rear seatbelt status indicator in the multifunctional display. This means you'll instantly know when your children are belted in once driving.

04. Safety optimised head restraints

By working in unison with your vehicle's seatbelts, your Passat's front Safety Optimised Head Restraints are designed to reduce whiplash injury – ensuring optimal protection when you need it most.

05. Airbags (not pictured)

The Passat comes standard with eight airbags; twin front, side, rear seat side and full length curtain airbags. Combined with your seatbelts the airbags help to reduce the risk of severe head and chest injuries during collisions.

06. Crumple zones (not pictured)

The body of the Passat has also been designed with the passengers' safety in mind. Front and rear crumple zones absorb the energy of an impact in the event of an accident, working together with the safety cell for you and your passengers inside the cabin.



Optional Equipment.

Make your Passat your own.

Your Passat is already equipped with a wide array of features for just about every lifestyle. But now you can really make your Passat your own with exclusive package and equipment options.

01. Driver Assistance and Visibility Package

Designed to enhance the Passat's already impressive safety features, this package offers Lane Assist lane departure warning system, Bi-Xenon headlights with LED daytime driving lights and rear tail lights, and front fog lights with static cornering lights in lower bumper on the 118TSI. (Fog lights are standard on 125TDI Highline and V6 FSI Highline).

02. Satellite Navigation System (RNS510)

Calculating your travel route with incredible speed, a user-friendly touch screen and high-resolution display showing maps and video, this unique system makes getting anywhere easy. With a generous 30GB hard drive for storing music and navigation data and a built-in MP3 compatible DVD drive and SD card slot, great music and the perfect movie (when stationary) is always at your fingertips.

03. Child booster seats

Make safety child's play with optional child booster seats. Custom designed as well as comfortable, they provide optimum safety and comfort for your little passengers and fold away when not needed.



01



05



04



02



03

04. Panoramic glass sunroof slide and tilt adjustable with sunblind (for Wagon)

This two-piece panoramic sliding roof has been designed to let more light and air in. Fully flexible, it can be fixed into position in seconds, while an electronically operated sunblind and integrated wind deflector ensure maximum comfort in all conditions.

05. Sport Package

The optional sport package (available for the 125TDI Highline and V6 FSI Highline sedan and wagon) includes 'Vicenza' 18x8" alloy wheels with 235/45 R18 self-sealing mobility tyres

(including a matching spare wheel and tyre); multi-function leather steering wheel with gearshift paddles; front sports seats with Nappa leather appointed upholstery; and dark tinted rear side and rear window glass.

06. Dynaudio Confidence 600W premium audio system

(not pictured) This premium audio system comes with 10-channel digital amplifier and 10 speakers for a gorgeously rich depth of detailed sound.

07. Front seat 12-way electric adjustment with 3 position memory for the driver (not pictured)

Ergonomically designed for just about every body shape,

this front seat package offers 12-way electrical adjustment for superior comfort. It even remembers your favourite 3 settings – making it perfect for families (standard in V6 FSI Highline).

08. Automatic opening and closing tailgate function

(not pictured) This clever feature can open your boot automatically with your remote key – great when your hands are full of shopping, luggage and things like your sports kit. One touch is all it takes to open or close.

Volkswagen Genuine Accessories.

The finishing touches.

Movement fascinates. In fact, there are few subjects that excite people more, that's because movement is synonymous with freedom. Our comprehensive range of genuine accessories give you the freedom to customise the look and feel of your vehicle to reflect your own personality and individual sense of style.

The product philosophy is simple – to deliver innovative technologies and premium design – right down to the finest detail. Each and every genuine accessory has been designed specifically with the Passat in mind and has been engineered and rigorously tested to ensure that it meets the same high standards of quality as the vehicle itself.

No matter what you choose you can have peace of mind knowing that any genuine accessory fitted by your local Volkswagen Dealer, at the time of your vehicle purchase will be covered by the same warranty as the vehicle itself.

For more information or to experience the full range of genuine accessories designed to suit the Passat, visit your local Volkswagen Dealer.





- 01. Floor Mats available in textile or rubber
- 02. Boot Mats available in foam rubber, plastic or textile
- 03. Towbar
- 04. Door Sill Protectors available in clear film or stainless steel

- 05. Mudflaps for front & rear
- 06. Veracruz 18" Alloy Wheel
- 07. Velos 18" Alloy Wheel
- 08. Kayak Holder
- 09. Ski and Snowboard Holder
- 10. Media Device Interface (MDI) connection cables

It is noted that the above accessories may have an effect on fuel efficiency. Items such as sports equipment and iPod® are for illustration purposes only and are not available for purchase from Volkswagen Group Australia or its dealers. For a full range of genuine accessories please refer to the model specific accessories tab at www.volkswagen.com.au

Specifications.

Safety and Security

| | 118TSI Sedan & Wagon | 125TDI Highline Sedan & Wagon | V6 FSI Highline Sedan & Wagon |
|--|----------------------|-------------------------------|-------------------------------|
| Airbags | | | |
| Driver and front passenger airbags | S | S | S |
| Driver and front passenger side airbags | S | S | S |
| Outer rear seat passenger side airbags | S | S | S |
| Curtain airbags, front and rear | S | S | S |
| Anti-theft | | | |
| Alarm system with interior monitoring and tilt sensor | O | O | S |
| Electronic engine immobiliser | S | S | S |
| Electronic ignition lock | S | S | S |
| Body | | | |
| Fully galvanised with 12 year anti-corrosion perforation warranty | S | S | S |
| Door side impact protection | S | S | S |
| Rigid safety cell with front and rear crumple zones | S | S | S |
| Brakes | | | |
| Anti-lock Braking System (ABS) | S | S | S |
| Electronic Brake-pressure Distribution (EBD) | S | S | S |
| Brake Assist | S | S | S |
| Electro-mechanical parking brake | S | S | S |
| Auto hold function | S | S | S |
| Child restraint | | | |
| Child seat anchor points (3) | S | S | S |
| Lighting | | | |
| Daytime driving lights | S | S | S |
| Front fog lights with static cornering lights, mounted in lower bumper | – | S | S |
| Rear fog lamp | S | S | S |
| Head restraints | | | |
| Front safety optimised head restraints, longitudinally and height adjustable | S | S | S |
| Rear head restraints height adjustable (3) | S | S | S |
| Locking | | | |
| Remote central locking with deadlock mechanism | S | S | S |
| 2 stage unlocking (programmable) | S | S | S |
| Automatic locking after takeoff (programmable) | S | S | S |
| One touch lock / unlock for driver | S | S | S |
| Child safety locks on rear doors | S | S | S |

Safety and Security cont.

| | 118TSI Sedan & Wagon | 125TDI Highline Sedan & Wagon | V6 FSI Highline Sedan & Wagon |
|---|----------------------|-------------------------------|-------------------------------|
| Seat belts | | | |
| Front height adjustable with pre-tensioners and belt force limiters | S | S | S |
| Outer rear seat belt pre-tensioners | S | S | S |
| Visual and acoustic warning for driver and front seat passenger seat belts not fastened | S | S | S |
| Visual indicator for rear seat passenger seat belt status | S | S | S |
| 3 point seat belts for all passengers | S | S | S |
| Traction control | | | |
| Electronic Differential Lock (EDL) | S | S | S |
| Anti-Slip Regulation (ASR) | S | S | S |
| Electronic Stabilisation Program (ESP) | S | S | S |
| Extended Electronic Differential Lock (XDL) | - | S | - |
| 4MOTION® all wheel drive | - | - | S |

Exterior Equipment / Styling

| | | | |
|---|---|---|---|
| Body enhancements | | | |
| Body coloured bumper bars, door handles and exterior mirrors | S | S | S |
| Chrome radiator grille highlights | S | S | S |
| Chrome trim around side window frames | S | S | S |
| Chrome lower body side and front and rear bumper mouldings | S | S | S |
| Dual exposed exhaust tail pipes, left | S | S | - |
| Dual exposed exhaust tail pipes, left and right | - | - | S |
| Front bumper lower outer air intakes with chrome highlights | S | S | S |
| Front bumper lower air intakes with gloss black and centre chrome highlight | - | S | S |
| Rear boot lid chrome strip (Sedan) | S | S | S |
| Paint | | | |
| Metallic or Pearl Effect paint finish | O | O | O |
| Protection | | | |
| Headlight protectors | A | A | A |
| Loading sill protection, clear or stainless-steel | A | A | A |
| Mudflaps, front and rear | A | A | A |
| Slimline weather shields | A | A | A |
| Roof | | | |
| Roof rails, chrome (Wagon) | S | S | S |
| Roof bars | A | A | A |
| Bicycle, ski, surfboard, snowboard and kayak holders | A | A | A |
| Ski and luggage box | A | A | A |

S Standard

O Optional equipment

A Volkswagen Genuine Accessory (Dealer Fitted)

- Not available

Specifications 29

Specifications.

Exterior Equipment / Styling cont.

| | 118TSI Sedan & Wagon | 125TDI Highline Sedan & Wagon | V6 FSI Highline Sedan & Wagon |
|---|----------------------|-------------------------------|-------------------------------|
| Tinted glass | | | |
| Heat insulating tinted glass | S | S | S |
| Towbar | | | |
| Tow bar, vertical hitch with 7-pin flat trailer connector and removable tongue | A | A | A |
| Wheels | | | |
| Alloy wheels (Sao Paulo) 17 x 7½" with 235/45 R17 mobility tyres | S | – | – |
| Alloy wheels (Michigan) 17 x 7½" with 235/45 R17 mobility tyres | – | S | – |
| Alloy wheels (Kansas) 18 x 8" with 235/40 R18 mobility tyres | – | – | S |
| Alloy wheels (various designs) 17" and 18" | A | A | A |
| Please consult your Volkswagen Dealer for correct wheel and tyre fitment by model | | | |
| Anti-theft wheel bolts | S | S | S |
| Full size alloy spare wheel | S | S | S |
| Low tyre pressure indicator | S | S | S |

Comfort and Convenience

| | | | |
|--|---|---|---|
| Armrest | | | |
| Front centre armrest with storage box and 2 rear air outlets | S | S | S |
| Rear seat centre armrest with cup holders and load through provision | S | S | S |
| Air conditioning | | | |
| Dual zone automatic (2 modes) climate control with indirect ventilation mode | S | S | S |
| Air quality sensor with automatic air recirculation | S | S | S |
| Climate control 'pop ups' in audio display | S | S | S |
| Dust and pollen filter | S | S | S |
| Cruise control | S | S | S |
| Cup holders | | | |
| Front (2) with cover | S | S | S |
| Rear (2) in rear centre armrest | S | S | S |
| Bottle holders in front door pockets | S | S | S |
| Driver assistance systems | | | |
| Adaptive chassis control | O | O | S |
| Adaptive Cruise Control (ACC) with Front Assist and City Emergency Brake (City EB) function | O | O | O |
| Driver Fatigue detection system | S | S | S |
| Parking distance sensors, front and rear with acoustic warning and audio volume level reduction when sensor warning is activated | S | S | S |
| Optical Parking System (OPS) in radio display | S | S | S |
| Park Assist 2, parking bay and parallel parking assistance | O | O | O |
| Rear View Camera (RVC Plus) with dynamic guidance lines | O | O | O |

Comfort and Convenience cont.

| | 118TSI Sedan & Wagon | 125TDI Highline Sedan & Wagon | V6 FSI Highline Sedan & Wagon |
|--|----------------------|-------------------------------|-------------------------------|
| Entry/warning reflectors in front and rear doors | S | S | S |
| Floor mats | | | |
| Front and rear, carpet | S | S | S |
| Front and rear, rubber | A | A | A |
| Fuel filler flap | | | |
| Electrically operated via switch on drivers door | S | S | S |
| Grab handles | | | |
| Soft fold away grab handles (4) | S | S | S |
| Headlights | | | |
| Halogen headlights with clear polycarbonate lens | S | S | S |
| Combined headlight and fog light switch | S | S | S |
| Coming / leaving home function | S | S | S |
| Daytime driving lights | S | S | S |
| Internal headlight range adjustment | S | S | S |
| Low light sensor with automatic headlight function | S | S | S |
| In car entertainment and technology | | | |
| AM/FM security coded radio (RCD510) with 6½" touch screen display, MP3 compatible SD card slot and 6 disc CD changer, in dash | S | S | S |
| Audio functions mounted on steering wheel | S | S | S |
| Auxiliary input socket for external audio source in front centre console | S | S | S |
| Bluetooth® phone connectivity with phonebook display, operation via touch screen audio unit or MFD Plus and Bluetooth® audio streaming | S | S | S |
| Dynaudio Confidence 600W premium audio system, 10 channel digital amplifier and 10 speakers Dynaudio is combined with either the RCD510 radio or RNS510 satellite navigation system. | O | O | O |
| Media Device Interface (MDI), fitted in the glove compartment and supplied with USB connection cable | S | S | S |
| Media Device Interface (MDI) connection cables for iPod®, mini USB and auxiliary input | A | A | A |
| Satellite navigation system (RNS510) High-resolution touch screen display in 16:9 format, 2D, topographical and 3D (bird's eye) map views, voice control for navigation, telephone and radio functions, integrated 30 GB hard drive for storing music and navigation data, SD card slot and single DVD drive for the playback of audio CD/MP3 | O | O | O |
| Speakers, front and rear (8) | S | S | S |
| Instrumentation | | | |
| Speedometer & tachometer, electronic odometer and tripmeter, digital clock, fuel & coolant gauges, outside temperature display, transmission gear indicator with white adjustable illumination | S | S | S |

S Standard

O Optional equipment

A Volkswagen Genuine Accessory (Dealer Fitted)

— Not available

Specifications 31

Specifications.

Comfort and Convenience cont.

| | 118TSI Sedan & Wagon | 125TDI Highline Sedan & Wagon | V6 FSI Highline Sedan & Wagon |
|---|----------------------|-------------------------------|-------------------------------|
| Interior highlights | | | |
| 'Iridium' decorative inserts in dashboard, centre console and doors | S | – | – |
| Brushed aluminium decorative inserts in dashboard, centre console and doors | – | S | S |
| Walnut ornamental wood insert in dashboard combined with brushed aluminium insert in centre console and doors | – | O | O |
| Analogue clock in dashboard, centre | S | S | S |
| Chrome highlight trim to air vent surrounds and rotary light switch | S | S | S |
| Chrome highlights to mirror adjustment and power window switches | – | S | S |
| Door sill scuff plates with stainless-steel inserts and Passat nameplate | – | S | S |
| Leather covered steering wheel and gearshift knob | S | S | S |
| Matte chrome trim on instrument cluster and gearshift lever surround | S | S | S |
| Stainless-steel sports pedal set | A | A | A |
| Interior lighting | | | |
| With time delay, front and rear | S | S | S |
| Reading lights, front and rear with chrome rings | S | S | S |
| Luggage compartment | | | |
| Automatic boot lid release (Sedan) | S | S | S |
| Automatic opening and closing of the tailgate (Wagon) | O | O | O |
| Load restraining hooks | S | S | S |
| Luggage compartment light | S | S | S |
| Luggage compartment protection: moulded foam and plastic | A | A | A |
| Luggage net | A | A | A |
| Extendable net partition, rear seat backrest to roof lining (Wagon) | S | S | S |
| Extendable luggage cover with automatic (2 stage) opening (Wagon) | S | S | S |
| Shopping bag hooks | S | S | S |
| Storage boxes in side lining | S | S | S |
| 12 volt socket | S | S | S |
| Mirrors | | | |
| Automatic dimming interior rear-view mirror | S | S | S |
| Electrically heated and adjustable exterior mirrors, automatically dimming on driver's side with environment lighting | S | S | S |
| Exterior mirrors with memory function and electrically foldable | – | – | S |
| Turn indicators with LED technology integrated in exterior mirrors | S | S | S |
| Power steering | | | |
| Electro-mechanical, vehicle speed and steering input sensitive | S | S | S |

Comfort and Convenience cont.

| | 118TSI Sedan & Wagon | 125TDI Highline Sedan & Wagon | V6 FSI Highline Sedan & Wagon |
|--|----------------------|-------------------------------|-------------------------------|
| Seating | | | |
| Comfort front seats | S | S | S |
| Front seat height manually adjustable | S | S | – |
| Individually heated front seats | S | S | S |
| Driver's seat with electric adjustment for backrest and 4-way lumbar | S | S | – |
| Front seats with 12-way electric adjustment including 4-way lumbar, driver's seat with 3 position memory Electrically foldable and memory function for exterior mirrors are included with this option | O | O | S |
| Child booster seats integrated into outer rear seats with lateral cushion support and removable lateral head restraint Not available with Desert beige leather upholstery | – | O | O |
| Split folding (60/40) rear seat backrest with remote release (Sedan) | S | S | S |
| Split and flat folding (60/40) rear seat base and backrest with remote release (Wagon) | S | S | S |
| Rear seat centre armrest and load through provision | S | S | S |
| Steering wheel | | | |
| 3 spoke leather rimmed steering wheel | S | S | S |
| Audio, telephone and Multi-Function Display (MFD Plus) controls | S | S | S |
| Height and reach adjustable steering wheel | S | S | S |
| Storage | | | |
| Centre console storage compartment | S | S | S |
| Chillable and lockable glove box with illumination | S | S | S |
| Coin tray and 12 volt socket in console | S | S | S |
| Driver's side dashboard compartment with lid | S | S | S |
| Door pockets, front and rear | S | S | S |
| Front seat backrest storage pockets | S | S | S |
| Rear centre armrest with storage and 2 cup holders | S | S | S |
| Compartment with lid in roof console | S | S | S |
| Sunroof | | | |
| Glass sunroof, electrically slide and tilt adjustable with sunblind (Sedan) | O | O | O |
| Panoramic glass sunroof, electrically slide and tilt adjustable front half section with electrically operated (perforated) sunblind and integrated wind deflector (Wagon) | O | O | O |
| Trip computer | | | |
| Multi-Function Display (MFD Plus) – driving time, trip length, average and digital speed, average and current fuel consumption, tyre pressure indicator setting, distance till empty, speed warning function, vehicle status, audio, telephone and convenience menus | S | S | S |
| Upholstery | | | |
| Vienna leather appointed seat upholstery | S | – | – |
| Nappa leather appointed seat upholstery Some parts of the leather appointed seat upholstery will contain man made material. | – | S | S |

S Standard

O Optional equipment

A Volkswagen Genuine Accessory (Dealer Fitted)

– Not available

Specifications 33

Specifications.

Comfort and Convenience cont.

| | 118TSI Sedan & Wagon | 125TDI Highline Sedan & Wagon | V6 FSI Highline Sedan & Wagon |
|---|----------------------|-------------------------------|-------------------------------|
| Vanity mirrors | | | |
| Driver's and passenger's side vanity mirrors | S | S | S |
| Illuminated on driver's and passenger's side | S | S | S |
| Wipers | | | |
| 2 speed wash / wipe windscreen wipers | S | S | S |
| Heated washer jets | S | S | S |
| Rain sensor | S | S | S |
| Rear window with wash/wipe and intermittent wipe (Wagon) | S | S | S |
| Windows | | | |
| Power front / rear, with roll-back function and one-touch up-down | S | S | S |
| Remote operated convenience close and open feature | S | S | S |
| Sunblind for rear windows | A | A | A |
| 12V socket | | | |
| Centre console | S | S | S |
| Rear seat area | S | S | S |
| Luggage compartment | S | S | S |

Optional Package

Driver Assistance and Visibility Package

Bi-Xenon headlights for high and low beam with dynamic cornering lights, LED daytime driving lights integrated in headlight housing, LED rear licence plate light, automatic self-levelling and headlight cleaning system
Lane Assist, lane departure warning system
LED rear tail lights
Front fog lights with static cornering lights in lower bumper (118TSI)

| | | | |
|--|---|---|---|
| | | | |
| | O | O | O |

Sport Package

Vicenza 18x8" alloy wheels with 235/45R18 self-sealing mobility tyres and matching spare wheel and tyre
Multi-Function leather steering wheel with gearshift paddles
Front sport seats with Nappa leather appointed upholstery
Dark tinted rear side and rear window glass, 65% light absorbing

| | | | |
|--|---|---|---|
| | | | |
| | - | O | O |

Technical Specifications

| | 118TSI Sedan & Wagon | 125TDI Highline Sedan & Wagon | V6 FSI Highline Sedan & Wagon |
|--------------------------------------|---|--|---|
| Engine | 1.8 litre TSI | 2.0 litre TDI BlueMotion Technology | 3.6 litre V6 FSI |
| Type | 4 cylinder inline turbo petrol | 4 cylinder inline turbo diesel with engine Start/Stop system* | 6 cylinder 'V' petrol |
| Installation | Front transverse | Front transverse | Front transverse |
| Cubic capacity, L/cc | 1.8 / 1798 | 2.0 / 1968 | 3.6 / 3597 |
| Bore/stroke, mm | 82.5 / 84.2 | 81.0 / 95.5 | 89.0 / 96.4 |
| Max power, kW @ rpm | 118 @ 4500 - 6200 | 125 @ 4200 | 220 @ 6600 |
| Max torque, Nm @ rpm | 250 @ 1500 - 4500 | 350 @ 1750 - 2500 | 350 @ 2400 - 5300 |
| Compression ratio | 9.8:1 | 16:1 | 11.4:1 |
| Fuel system | Bosch Motronic direct injection system | Bosch with common rail injection | Bosch Motronic direct injection system |
| Ignition system | Electronic | Compression | Electronic |
| Exhaust emission control | Two three-way catalytic converters with Lambda control; Exhaust gas recirculation | Exhaust gas recirculation with oxidising catalytic converter and diesel particulate filter | Three-way catalyst with lambda control; Exhaust gas recirculation |
| Emission level [^] | Euro 5 | Euro 5 | Euro 5 |
| Fuel type (Recommended) | Premium unleaded 95 RON minimum | Diesel 51CZ | Premium unleaded 95 RON minimum |
| Fuel tank capacity, litres | 70 | 70 | 70 |
| Transmission | 7 Speed DSG | 6 Speed DSG with Coasting Function | 6 Speed DSG |
| Driven wheels | Front wheel drive | Front wheel drive | 4MOTION® all wheel drive |
| Performance[#] | | | |
| 0 – 100km/h, seconds | 8.5 (Sedan) 8.7 (Wagon) | 8.6 (Sedan) 8.8 (Wagon) | 5.5 (Sedan) 5.7 (Wagon) |
| Fuel consumption^{**} | | | |
| Combined, L/100km | 7.2 (Sedan) 7.5 (Wagon) | 5.7 (Sedan) 5.7 (Wagon) | 9.7 (Sedan) 9.5 (Wagon) |
| Urban, L/100km | 9.7 (Sedan) 10.2 (Wagon) | 6.7 (Sedan) 6.7 (Wagon) | 12.8 (Sedan) 12.6 (Wagon) |
| Extra Urban, L/100km | 5.7 (Sedan) 6.0 (Wagon) | 5.0 (Sedan) 5.0 (Wagon) | 7.8 (Sedan) 7.6 (Wagon) |
| CO ₂ emission, g/km | 168 (Sedan) 176 (Wagon) | 151 (Sedan) 151 (Wagon) | 227 (Sedan) 222 (Wagon) |

[^] Emission level according to European Regulation (EC) No. 715/2007 and Regulation (EC) No. 692/2008.

*The Start/Stop system is designed to reduce fuel consumption and CO₂ emissions. It achieves this by automatically switching off the engine while the vehicle is stationary and then starting it again automatically when the driver wants to drive off. There are certain operating conditions where the Start/Stop system is deactivated (e.g. during engine warm-up), please refer to the owner's manual for full operating information.

Please note figures are sourced from overseas data where equipment levels by model variant may vary.

** Fuel consumption figures according to Australian Design Rule (ADR) 81/02.


The driving style, road and traffic conditions, environmental influences, fitment of accessories and vehicle condition can in practice lead to consumption figures which may differ from those calculated with these standards.

Specifications.


Technical Specifications

| | 1.8 litre TSI | 2.0 litre TDI BlueMotion Technology | 3.6 litre V6 FSI |
|---|---|--|------------------|
| Running Gear | | | |
| Suspension | Independent, MacPherson struts with lower wishbones and coil springs. Anti-roll bar | | |
| Front axle | Independent, MacPherson struts with lower wishbones and coil springs. Anti-roll bar | | |
| Rear axle | Independent, four-link with coil springs. Anti-roll bar | | |
| Steering | Electro-mechanical power assisted rack & pinion steering | | |
| Brake systems | Anti-lock Braking System (ABS) with Electronic Brake-pressure Distribution (EBD), Brake Assist and Electronic Stabilisation Program (ESP). Brake energy recuperation | | |
| Brakes | Ventilated Discs | | |
| Front | Discs (Ventilated Discs V6 FSI Highline) | | |
| Rear | Discs (Ventilated Discs V6 FSI Highline) | | |
| Turning circle (m) | 11.4 | | |
| Weights | | | |
| Tare Mass, Kg | 1482 | 1554 | 1679 (1738) |
| Towing Capacity, Kg | | | |
| Braked | 1500 | 1500 | 1500 |
| Unbraked | 750 | 750 | 750 |
| Towbar load limit, Kg | 85 | 85 | 85 |
| Exterior Dimensions[^] | | | |
| Overall length, mm | 4769 (4771) | 4769 (4771) | 4769 (4771) |
| Width, mm | 1820 | 1820 | 1820 |
| Height, mm | 1490 (1536) | 1490 (1536) | 1490 (1536) |
| Wheelbase, mm | 2711 | 2711 | 2711 |
| Track mm | | | |
| Front | 1552 | 1552 | 1552 |
| Rear | 1551 | 1551 | 1551 |
| Luggage-Area Dimensions^{^#} | | | |
| Volume | | | |
| (Rear seat upright), L | 565 (603) | 565 (603) | 541 (588) |
| (Rear seat folded), L | (1731) | (1731) | (1716) |
| Floor length | | | |
| (Rear seat upright) mm | 1164 (1133) | 1164 (1133) | 1164 (1133) |
| (Rear seat folded) mm | 1958 (1941) | 1958 (1941) | 1958 (1941) |
| Maximum width mm | 1014 (1014) | 1014 (1014) | 1014 (1014) |
| Minimum Height mm | 409 (480) | 409 (480) | 409 (480) |
| Height up to headlining mm | (831) | (831) | (831) |
| Luggage Area Opening | | | |
| (Height) mm | 537 (719) | 537 (719) | 537 (719) |
| (Width) mm | 891 (1014) | 891 (1014) | 891 (1014) |

Colours.



Candy White



Reflex Silver Metallic



Autumn Brown Metallic



Night Blue Metallic



Black Oak Brown Metallic



Icelandic Grey Pearl Effect



Deep Black Pearl Effect

Upholstery.




Desert Beige Vienna Leather
Appointed Seat Upholstery



Black Vienna Leather
Appointed Seat Upholstery



Desert Beige Nappa Leather
Appointed Seat Upholstery



Black Nappa Leather
Appointed Seat Upholstery



Please note Metallic and Pearl Effect paint are optional at extra cost. The print process does not allow for exact reproduction of the exterior or the upholstery colours. Please contact your Volkswagen Dealer for further information on colours and upholstery combinations.

Fuel Saving Tips.

We can all Think Blue.

At Volkswagen, we aim to produce the most fuel efficient, environmentally sustainable vehicles possible. The good news is – we can all do our little bit to 'Think Blue'.

Below, we have summarised the best tips for how you can drive more responsibly and reduce fuel consumption even further. It's not just your wallet that will benefit from these tips, but the environment too. Its practical benefits go far beyond just saving money and reducing emissions. Here are nine tips on how to drive more efficiently.

Be aware and save fuel. Think Blue.



03. Just let it roll Use overrun fuel cutoff.

With the right driving techniques, you can really save. Whilst in gear, coast down hills or towards traffic lights to reduce feeding fuel to your engine.



04. Comfort high, fuel consumption low Use auxiliary equipment in moderation.

Check the equipment you're using – if you don't need it, consider turning it off. De-misters, sound systems and air conditioning all use energy.



05. Savings are in the air Check your tyre pressures.

Check your tyre pressures to cut fuel consumption. Under-inflated tyres force your car to burn more fuel. Tyres in good order will help you save fuel.



06. A warm engine – a cool way to save Avoid short trips.

Plan to minimise the number of trips you need to make. Frequent short trips mean higher fuel consumption as cold engines run less efficiently.



07. Well-oiled for impressive savings Use Volkswagen approved engine oils.

A well-lubricated engine produces less emissions especially when the weather is cold or the trip is short. Change your oil at regular intervals.



08. Keep it sleek Cut aerodynamic drag.

Remember to remove roof racks, bike racks or roof boxes off your car when they're not in use. Keep windows up and sunroofs closed to reduce drag.



09. Lightly does it Avoid unnecessary weight.

Every kilogram you load into your car takes energy to move – energy that will be supplied by burning fuel. The lighter you drive, the more you save.



01. Take it easy and save Drive the modern way and think ahead.

Drive smoothly and anticipate hazards. Hard braking and acceleration, sudden lane changes and unpredictable behaviour is fuel-inefficient.



02. Change up early and fill up later Drive in the highest gear possible.

Use a higher gear with a manual transmission. Low revs take far less energy. With an automatic, reduce acceleration and avoid a kick down.

Glossary.

4MOTION®



An all-wheel-drive system that provides the best possible traction at all road speeds, in all weather and road conditions. An electronic Haldex clutch responds to traction losses at the front and rear axles and directs torque to the axle with the best traction.

Adaptive chassis control



The electrically controlled dampers of adaptive chassis control constantly adjust to the road conditions, the driving situation and driver's requirements. Using a button located on the centre console, the driver selects between three damper settings – NORMAL, COMFORT and SPORT.

Starting from the normal setting, the driver can change the basic character of the car towards sporty or more comfort-oriented driving. In SPORT and COMFORT settings, the corresponding name is illuminated in the button. In NORMAL setting, only the shock absorber symbol is illuminated. In all settings, the adaptive chassis control adjusts the damping to the particular driving situation (up till one thousand times per second) which means it offers an optimum level of driving comfort and enjoyment at all times. In addition, in the SPORT setting the steering feel is also adapted. Particularly on windy roads and poor surfaces, using adaptive chassis control offers sporty and yet comfortable driving.

Adaptive Cruise Control (ACC)



Adaptive Cruise Control (ACC) is an extension of the conventional cruise control system with advanced capabilities based on a radar sensor. When ACC is activated, the vehicle automatically brakes and accelerates in a speed range set by the driver.

If the Passat approaches a slower vehicle, the ACC brakes the car to the same speed and maintains the pre-selected distance. Even when a vehicle pulls into the same lane in front of you or slows, your vehicle is automatically decelerated to the pre-selected distance. If the vehicle ahead moves out of your lane, the Passat then accelerates up to the preset desired speed.

Deceleration of the vehicle may take place via intervention in the engine management system. If deceleration via engine torque is not sufficient, brake intervention takes place, braking the vehicle to a standstill if the traffic situation necessitates. ACC can be reactivated automatically by tapping the accelerator pedal.

Adaptive Cruise Control (ACC) cannot replace the driver's assertiveness. The driver is still legally responsible for the vehicle and must monitor the speed and distance in relation to other vehicles. The ACC system should not be used on winding roads or in adverse weather conditions such as heavy rain.

Anti-lock Braking System (ABS)

When braking, wheel speed sensors measure the road wheel speed and should one or more wheels start to lock the ABS system reduces brake pressure to that wheel. This prevents the wheels from locking during heavy or emergency braking, enabling the vehicle to remain steerable.

Anti-Slip Regulation (ASR)

ASR improves driving and steering characteristics by preventing the driven wheels from spinning under acceleration. When a difference in driving wheel speed is detected (i.e. when one wheel starts to spin due to differences in road surfaces, e.g. due to water or dirt) the system automatically reduces engine torque. ASR is a switchable traction control system.

Auto Hold function

As soon as the vehicle comes to a complete stop, the ABS hydraulic unit stores the vehicles final braking pressure. So even when you take your foot off the brake pedal, all four wheels brakes remain applied, providing increased comfort in stationary traffic. This function is released automatically when you drive off again.

Brake Assist

During emergency braking, Brake Assist aids the driver by increasing the brake pressure automatically to a level exceeding the locking limit. The ABS is thus quickly brought into the operating range, which enables maximum vehicle deceleration to be achieved.

Coasting Function



As soon as the driver's foot is no longer on the accelerator pedal, the momentum of the vehicle is used to save fuel with a foresighted driving style. The engine is declutched and no longer brakes the vehicle, therefore allowing the vehicle to roll out over a longer distance. When the brake, accelerator pedal or the gear selector lever is operated, the clutch is re-engaged and engine braking takes effect. Coasting Function can be selected or deselected via the multifunction display settings. The gear selector lever is required to be in the D position to be functional.

Direct Shift Gearbox (DSG).

DSG is a manual gearbox in which the gearshifts are controlled electronically. What makes the DSG unique is that it has 2 separate gear sets operated by 2 clutches. The benefit of 2 gear sets and 2 clutches is that one gear set and clutch is engaged driving the vehicle with the second clutch having already pre-selected the next gear awaiting for power to be transferred. As the next gear has already been pre-selected prior to power being applied, the gear change only takes 3-4 100ths of a second. There is virtually no interruption to power, traction or acceleration. The DSG also offers Tiptronic gear selection and sports mode.

Electronic Brake-pressure Distribution (EBD)

Electronic, more sophisticated means of regulating the ratio of front/rear brake pressure. Settings are varied according to driving and load conditions to ensure each wheel is braked to the optimum extent.

Electronic Differential Lock (EDL)

EDL improves driving and steering characteristics when accelerating on road surfaces where each wheel has a different degree of traction. The system operates automatically and is combined with the ABS system. Using the ABS wheel sensors, EDL monitors the speed of the individual driving wheels. When a difference in driving wheel speed is detected (i.e. when one wheel starts to spin due to differences in road surfaces, e.g. due to water or dirt) the system brakes the spinning wheel, transferring engine power to the wheel with the best traction.

Glossary cont.

Electronic Stabilisation Program (ESP)

ABS and ASR traction control systems are integrated into the Electronic Stabilisation Program (ESP). In short, ESP helps ensure that the vehicle goes where you steer it even in extreme driving conditions. The ESP system constantly compares the actual movement of the vehicle with pre-determined values and should a situation arise where the vehicle starts to skid, ESP will apply the brakes to individual wheels and automatically adjust the engine's power output to correct the problem. ESP prevents the vehicle from losing control when trying to avoid an accident, for example. It also prevents spinning off on a curve due to either understeer or oversteer.

Extended Electronic Differential Lock (XDL) [S]

XDL is an extension of the Electronic Differential Lock (EDL) function. When cornering, XDL responds to the load relief at the front wheel on the inside of a corner. The ESP hydraulics are used for the XDL to apply pressure to the wheel on the inside of the corner in order to prevent wheel spin. This improves traction and reduces the tendency to understeer. As a direct result of the one-sided and precise braking pressure, cornering is sportier and more accurate.

Fatigue Detection

The driver Fatigue Detection system automatically analyses the driving characteristics and if they indicate possible fatigue, recommends that the driver takes a break. The system continually evaluates steering wheel movements along with other signals in the vehicle on motorways and others roads at speeds in excess of 65 km/h, and calculates a fatigue estimate.

If fatigue is detected, the driver is warned by information in the Multi-function Display (MFD Plus) and an acoustic signal. The warning is repeated after 15 minutes if the driver has not taken a break.

Fatigue Detection cannot replace the driver's assertiveness. The driver is still legally responsible for the vehicle and therefore determining whether or not they are fit to drive. A driving time of 15 minutes is required in order to assess the driver correctly. The functionality of the system is restricted given a sporty driving style, winding roads and poor road surfaces.

Front Assist with City Emergency Brake (City EB) function [O]

The Front Assist ambient traffic monitoring system uses a radar sensor to detect critical distance situations and thus help to shorten the braking distance, reducing the risk of a rear-end collision.

The traffic ahead is monitored constantly by the radar at the front. If a vehicle is detected ahead of you in the lane, the distance and the speed relative to it are calculated. If the gap is closing too fast, Front Assist initially warns the driver by means of an audible as well as a visual signal. At the same time, the brake pads are brought into contact with the brake discs and the sensitivity of the Brake Assist is increased. This primes the braking system for a possible emergency stop.

If the situation escalates, the City EB function provides automatic braking and/or boosting of the driver's braking force up to maximum braking.

Front Assist with City EB cannot replace the driver's assertiveness. The driver is still legally responsible for the vehicle and must monitor the speed and distance in relation to other vehicles.

Lane Assist [O]

Lane Assist is a lane departure warning system that is designed to help reduce the likelihood of the vehicle leaving the road or crossing into an oncoming lane and therefore the risk of accident as a result of driver distraction or a lapse in concentration.

The Lane Assist system monitors the road ahead with the aid of a camera (located near the interior rear-view mirror) which recognises lane markings and evaluates the position of the vehicle. If the vehicle starts to leave the lane, the Lane Assist system takes corrective steering action. If this is not sufficient the driver is warned about the situation by a steering vibration and is asked to take over the steering. Additionally, if no active steering movements by the driver are recognised for longer than approximately 8 seconds, a message will appear in the Multi-Function Display (MFD Plus) in conjunction with a warning tone.

The corrective steering function can be overridden by the driver at any time and the system does not react if the turn indicator is set before crossing a lane marking.

Lane Assist cannot replace the driver's assertiveness. The driver is still legally responsible for the vehicle and therefore staying in the lane at all times. The system will not work if there are no recognisable lane markings. The camera vision can be reduced by rain, snow, heavy spray or oncoming lights. This and vehicles in front of you can lead to the lane markings not being recognised by the Lane Assist system. The Lane Assist system does not activate at a vehicle speed of less than 65km/h.

Park Assist 2 [O]

Park Assist 2 actively helps the driver when reversing into 90° parking bays, as well as reversing into and driving out of parallel parking spaces. The system works by using sensors mounted either side of the front and rear bumpers together with parking distance sensors front and rear. To park, the driver simply presses the Park Assist button to select the type of parking manoeuvre and uses the appropriate indicator as the car slowly passes the potential parking space. Sensors scan the size of the parking space as the car is driven past and the driver is alerted if the parking space is big enough. If there is sufficient space, the driver stops the car, selects reverse and lets go of the steering wheel.

Park Assist will alert the driver of the intended path and subsequently the appearance of obstacles in the Multi-Function Display, within the driver's field of vision. Park Assist then actively supports the driver by taking over the steering control and parks the vehicle in the available space using the ideal course, if necessary with several moves. The driver can however take over the control of the steering at any time and end the automatic parking procedure.

Park Assist cannot replace the driver's attentiveness. The driver is still legally responsible for the vehicle. If the driver notices a risk that pedestrians, other vehicles or objects could be damaged or if they are uncertain of the risk, they will need to react accordingly and stop the vehicle, ending the function.



Owning a Volkswagen.

Volkswagen New Vehicle Warranty

Every new Volkswagen passenger vehicle is covered by a 3-year unlimited kilometers manufacturer's warranty, which includes Volkswagen Assist (24hr roadside assistance). Every new Volkswagen passenger vehicle is also covered by a 3-year paintwork and 12-year anti-corrosion perforation warranty.

Volkswagen Assist – 24 Hour Roadside Assistance

As a valued customer, you can be assured that wherever you travel within Australia, you will have access to roadside assistance, 24 hours a day, 365 days a year. This is complimentary for the duration of the vehicle's original Volkswagen warranty period. You will receive help in the event of a breakdown or accident and if required, your vehicle will be mobilised or transported to an Authorised Volkswagen dealer.

As a Volkswagen owner you will also have access to the additional benefits of accommodation and car rental if your vehicle cannot be mobilised within 24 hours, when you are over 100kms away from home. Volkswagen Roadside Assist can also be renewed at the expiry of the original warranty, ensuring ongoing coverage for your vehicle.

Volkswagen New Vehicle Extended Warranty*

To give you added peace of mind and the assurance of added security, you have the option to extend the warranty period to suit your ownership cycle. If your Volkswagen is still covered by its New Vehicle Warranty, we can offer you a 36 month/60,000km extension on the original warranty period already existing with your Volkswagen manufacturers Warranty. You then have the assurance that your Volkswagen remains a Volkswagen. For further information regarding warranty and extending your vehicles warranty period, please consult your local Volkswagen dealer, refer to your owner's handbook or visit volkswagen.com.au.

* Volkswagen New Vehicle Extended Warranty product is provided by Allianz Australia Insurance Limited (Allianz) ABN 15 000 122 850, AFSL Licence No. 234708. In arranging this cover, Volkswagen Group Australia Pty Ltd, ABN 14 093 117 876 and the authorised dealers act as agents of Allianz and not as your agent. Limits apply to the benefits you can claim. For full terms and conditions of cover, please refer to the relevant Volkswagen New Vehicle Extended Warranty policy document, available to you from your Volkswagen authorised motor dealer.

Volkswagen Service

Your Authorised Volkswagen Service Centre is part of Volkswagen's global Quality Management System, ensuring all dealers are certified to ISO 9001:2000 – an internationally recognised Quality Standard. Authorised Volkswagen Service Centres have factory trained Technicians equipped with the very latest diagnostic equipment, specialist tooling and Volkswagen Genuine Parts. An Authorised Volkswagen Service Centre is able to undertake work in accordance to factory specified guidelines and maintenance schedules.

Volkswagen Genuine Accessories®

Volkswagen Genuine Accessories® are designed for your vehicle and approved by Volkswagen, with particular regard to safety. The workmanship, dimensional accuracy and materials used in these parts comply with factory specifications. To ensure safety and reliability, Volkswagen recommends the use of Volkswagen Genuine Accessories®. Volkswagen Authorised Dealers offer a 3-years/ unlimited kilometres warranty on genuine accessories if fitted prior to vehicle purchase, or a 2-years/unlimited kilometres warranty if fitted after purchase.

Volkswagen Finance

Whether you are buying, borrowing or leasing, Volkswagen Finance will certainly make you think differently about financing and insuring your new Volkswagen. Committed to meeting the needs of Volkswagen drivers across Australia, we offer a range of leasing, financing and insurance products, each with distinct advantages depending on your specific circumstances. Our packages are designed to suit your individual requirements and budgeting needs with fast approval times.

Speak to your participating local Volkswagen Dealer today for the best financial solution and ultimate insurance protection for your vehicle or visit volkswagenfinance.com.au.

VOLKSWAGEN FINANCE



Think Blue. Creating a sustainable future together.

Volkswagen is committed to sustainability now and in the future, for us this means taking responsibility for the environment by getting involved in initiatives that contribute to a sustainable future through our products and behaviour.

We call this way of thinking, Think Blue.

Volkswagen aims to become the leading automotive manufacturer for the environment and economy, making efficient and sustainable vehicles available to everyone. We want to inspire and motivate people to get involved in ecological sustainability, on the road and everywhere else.





Das Auto.

www.volkswagen.com.au

Volkswagen Group Australia Pty Ltd
24 Muir Road Chullora NSW 2190

ABN 14 093 117 876

Printed in Australia
December 2011

Publication: VGA4050J

Volkswagen is distributed by Volkswagen Group Australia Pty Ltd, 24 Muir Road, Chullora, NSW 2190. ABN 14 093 117 876. Specifications are as planned at December 2011, for Model Year 2012 and are subject to change without notice or obligation. Cars and accessories shown may be overseas models. Fuel consumption figures according to Australian Design Rules (ADR) 81/02. All Volkswagen approved parts and accessories are warranted for 3 years/unlimited kilometres if fitted prior to vehicle purchase, or for 2 years/unlimited kilometres if fitted after purchase. All information in this brochure is correct at the time of publication, however variations may occur from time to time and Volkswagen, in so far as it is permitted by law to do so, shall not be liable in any way as a result of any reliance by any person on anything contained in this brochure. The colours shown in this brochure are indicative only and may vary from actual items owing to the printing process. Authorised Volkswagen dealers will provide up-to-date information on model application, design feature, prices and availability on request.

Volkswagen Insurance & Volkswagen Extended Warranty are provided by Allianz Australia Insurance Limited (Allianz), AFS Licence No. 234708, ABN 15 000 122 580. In arranging this insurance Volkswagen Financial Services Australia Limited, ABN 20 097 071 460 & Volkswagen Group Australia Pty Ltd, ABN 14 093 117 896 and the authorised dealers act as agents of Allianz and not as your agent. Volkswagen Finance is a trading name of Volkswagen Financial Services Australia Limited. Locked Bag 6252, Regents Park NSW 2143. Tel: 02 9695 6311.