

QX80



INFINITI

EMPOWER THE DRIVE

INFINITI

EMPOWER THE DRIVE

We are like you. We push ourselves beyond our comfort zone. While others might be content with making better machines, we are driven to go beyond—to design cars that push human potential. We build technology to enhance your senses, striking design that demands a response and performance that makes you feel more alive. Prepare to experience the road as it was intended.



INFINITI QX80

Empower the drive with luxury. The journey is a luxurious destination in leather-appointed climate-controlled seats^{1,2} inspired by private jets. A 15-speaker Bose® Cabin Surround^{®1,2} sound system and 41 inches of first-class spaciousness in the second row. QX80. Travel first class. No matter the destination.

EXTERIOR DESIGN

BOLD IN DESIGN. UNMISTAKABLE IN PRESENCE

Much more than its full-size stature, the QX80 expresses confidence in the clarity of its lines and the sculpting of its curves. It is an invitation to live audaciously.



IMPRESSION AMPLIFIED Expressing signature INFINITI design, the double arch grille is prominently placed in front and center. The arc of the bottom, like a natural reflection to that of the top, gives the front fascia a distinctive appearance.

EXPRESSIVE ILLUMINATION Stylish and functional, the LED headlights of the QX80 shed light where you steer^{1,2} and also provide another level of awareness with signature LED daytime running lights.

ATHLETIC STANCE Large 22-inch forged aluminum-alloy wheels^{1,2} not only complement the epic proportions of the QX80, they are designed to make handling more responsive. The lightweight construction inherently reduces unsprung weight and helps contribute to quicker turn-ins.

FUNCTIONALLY APPEALING Zero-lift aerodynamics help keep your QX80 balanced while in motion, helping maintain exceptional stability at speed and an intimate connection with the road.





INTERIOR DESIGN

THE SPACE TO SHOWCASE YOUR STYLE

Modern materials and rich textures create an interior that's unforgettable in its welcome. Warmth and elegance fill an immense, sophisticated space, while thoughtful design reflects the needs of who or what you bring.

EXPANSIVE COMFORT However you arrange the seating in the QX80, all of your passengers will travel on a grand scale, thanks to the legroom that abounds in every seat.

MORE COMFORTABLE QUICKLY Here, every aspect of your entrance is as hospitable as possible. Climate-controlled front seats¹⁻² actively circulate cool or warm air through perforated, quilted-leather vents, so you reach your comfort zone faster than you imagined.

DESIGN THAT EMPOWERS Space is carefully designed to be eminently useful to you, even in your everyday excursions. The rear liftgate opens to a flat cargo area and when both rows are folded down, it gives you access to the 95.1 cubic feet of cargo space.³

PREMIUM SECOND ROW There is no coach class in an INFINITI QX80. Leather-appointed, spacious captain's chairs support passengers in total comfort even on long journeys. Those in the second row also enjoy their own customizable climate control zone, and a spacious wood-trimmed center console armrest.

INVITE EVERYONE With comfortable seating for up to 8 adult passengers,² you'll never have to leave anyone behind. The QX80 also makes ingress and egress easy with wide door openings, and a second row that folds with the push of a button. Third-row passengers will be able to enter with ease.

CARGO SPACE

95.1
CUBIC FEET

730 mm
ROW 3

PASSENGER LEGROOM

1040 mm
ROW 2

1005 mm
ROW 1

POWER THAT PUSHES YOUR BOUNDARIES

Discover a whole new world with the QX80 through its refined performance and impressive capability.



POWER TO PULL

With up to an 2000 kg towing capacity,⁴ the QX80 offers you an extra dose of confidence and control with just the push of a button. Engage the Tow Mode and the QX80 responds by adjusting throttle response and transmission shift points to accommodate your heavy load.

NATURALLY SMOOTH SHIFTING

The 7-speed automatic transmission offers a wide selection of gears for versatile performance and enhanced fuel economy. A driver-adaptive learning algorithm familiarizes with your driving style and adjusts shifting for responsiveness or efficiency to suit you.

5.6L V8

Designed to be both more powerful and more efficient, the 5.6-liter V8 direct-injection petrol engine features Variable Valve Event and Lift (VVEL[®]) technology that enhances throttle response as well as economy. 400 hp and 560 Nm of torque deliver up to 2000 kg of impressive towing capacity and the ability to pass with confidence.⁴

A CONTINUOUS RUSH

Acceleration Swell is our vision of power, dedicated to delivering a shape and feel to acceleration. By precisely tuning the engine to unleash torque at a broader rev range, the force you feel seems to increase the faster you go, making Acceleration Swell feel more like a limitless rush than a momentary thrill.

PULLING STABILITY

When heavy cargo is loaded into the rear or when towing, the Rear Auto-Leveling Suspension of the QX80 adjusts the suspension to help maintain an optimum ride height. Along with Trailer Sway Control, it helps provide you with enhanced handling, braking and directional stability.^{3,4}

CAPABILITY

ELEVATE YOUR COMMAND

The INFINITI QX80 rises above with innovations that adapt to give you more confidence on the road.

EFFORTLESS TURNS Vehicle-speed-sensitive power steering² gives you more power-assist at lower speeds and less at higher speeds, for greater connection when you want it, and ease when you need it.

BETTER CORNERING AND COMFORT The power and size of the QX80 is complemented with innovative technology to augment cornering. The Hydraulic Body Motion Control² system monitors force and regulates the suspension for minimized body lean and a smoother ride.

FINDING THE BEST GRIP When your adventures come across unfavorable road conditions, the 4-Wheel Active Brake Limited Slip¹ senses wheelspin, then automatically applies braking force to the spinning wheel while directing power to the wheels with better traction.

HOLD THE ROAD All-Mode 4WD^{®1} helps ensure you're ready for just about anything. Set it to AUTO, and it continually adjusts power between the front and rear wheels, or enable 2WD, 4WD High or 4WD Low to handle almost any condition.



PERSONAL ATTENTION

ALWAYS EXTENDING A PERSONAL INVITATION

An extra dimension of customization awaits you in every moment and reveals an effortless ease in every drive.



PERSONALIZED ACCESS Recognizing you upon your approach, the INFINITI Intelligent Key lets you unlock the doors or rear liftgate, and even start the engine—all without taking the key out from your pocket or purse. Open the door and the seat slides back to ease your entry and with the touch of a button, the steering wheel and outside mirrors automatically adjust to your preferences.

SIMPLIFYING ENTRY When you arrive with luggage, automatically open the power rear liftgate with the push of a button from the location most convenient to you—the liftgate handle, lower dash or Intelligent Key. Closing the liftgate is just as simple as pressing the button under the liftgate handle.

IMMEASURABLE VERSATILITY Power folding third-row seats simplifies the most active lifestyles. Each side of the split-folding seats lies virtually flat by pushing a button, revealing an even more extensive, easily loaded cargo area.



REWARDING ROOMINESS Designed to feel open and airy, headroom abounds in every seat. A tall greenhouse and large moonroof allow light to flow in and fill the cabin. The dash and center console open up before you while putting essential controls within easy reach. You'll feel both in command and at ease.

INVITING YOU IN For added convenience and safety, Welcome Lighting responds to your presence automatically with a sequence of exterior then interior lights. The puddle lights illuminate the ground below, then the interior lights glow to help you settle in. The choreographed sequence ends with the Start/Stop button pulsing, waiting for you to bring it to life.

ACCOMMODATES EVERYONE'S INTERESTS

Along every journey, never lose touch. And in every seat, always be entertained, thanks to technologies that seek the comfort of every individual.

EMPOWER YOUR TOUCH The INFINITI Controller puts simple, intuitive control of your technology systems at your fingertips. It allows you to interact via the inputs most intuitive to you—turning ring, touch-screen, input buttons, and even steering wheel controls—responding to you rather than you adjusting to it.

SPEAK YOUR DESIRE INFINITI Voice Recognition allows you to set a destination on the navigation system,⁵ call a contact from your phone, choose a radio station and much more—without removing your hands from the wheel. The system recognizes a wide variety of commands, making your life that much simpler and more elegant.

WIRELESS POSSIBILITIES Pair your Bluetooth®-compatible smartphone with your QX80 and a hands-free world opens up.⁶ Receive and place calls. Stream your favorite playlists from portable music players. All with the touch of a steering wheel button.

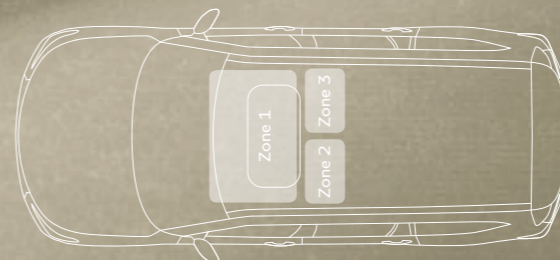
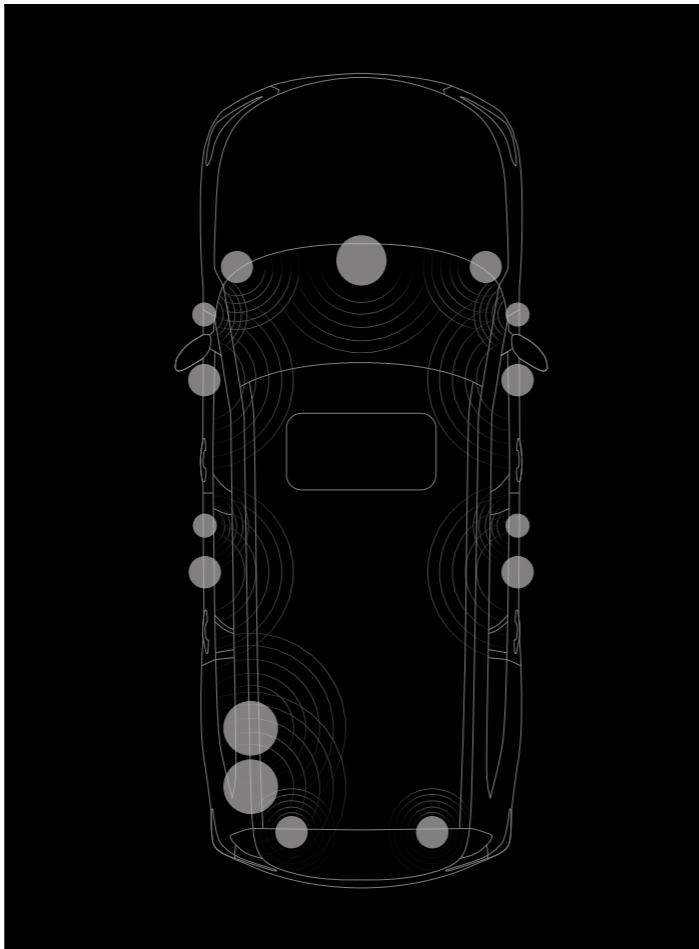
15 SPEAKER



BOSE® AUDIO

AUDITORY INDULGENCE The Bose® Cabin Surround^{®1,2} sound system brings 15 individual speakers to bear in a powerful 5.1-channel array. Their positioning and sound delivery is engineered specifically for the QX80 to filter out noise and distortion, and delivers music's power from the front, with sound washing through the cabin to the back, as in a live performance.

PURITY OF SOUND Driver's Audio Stage² answers your demand for the ultimate audio experience, by shaping the sound emerging from the audio system so that it focuses on the driver. It's dynamic sound imaging at its most immersive.



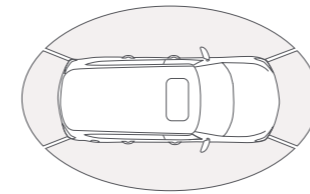
INDIVIDUALIZED ENTERTAINMENT The Tri-Zone Entertainment System⁷ offers dual 7-inch screens for second-row passengers, so they can play their own movies or games, even while those in front enjoy their own music.



CONVENIENCE

YOUR ABILITIES ENHANCED. YOUR NEEDS ANTICIPATED

You live by your instincts and the QX80 will feel like an extension of yourself. Smart systems are looking ahead, acting to assist and customize your comfort, leaving you free to focus on the drive.



360°
VIEW

SEE EVERY SIDE Gain a new perspective on what's around you. With the Around View® Monitor with Moving Object Detection⁸ and Front and Rear Sonar System,⁹ it's easier to see and maneuver in even the tightest spaces. Four cameras and one virtual 360° view from above elevate your parking expertise, while also alerting you whether a moving or stationary object is detected close by.

INTUITIVE FRONT LIGHTING Illuminate where you truly want to be. The Adaptive Front lighting System (AFS)² helps improve visibility at intersections and around curves by sensing your steering and turning the headlights. Together with LED headlights, AFS helps you see not just ahead, but around as well.

A CLEARER REFLECTION Auto-dimming outside mirrors make driving after dark more comfortable and more confident by reducing glare from the headlights of vehicles behind you. Throughout the day and deep into the night, your comfort is catered to.

EXTEND EFFORTLESS COURTESY As a courtesy to you and others, High Beam Assist recognizes any oncoming and leading vehicles, and automatically switches to your low beams. Once traffic is clear, the high beam setting is restored.

COMFORT IN EVERY SEAT The Tri-Zone Automatic Temperature Control with microfilter indulges every passenger with personal comfort, offering climate controls for three distinct zones.



GUIDANCE AND ASSISTANCE ON EVERY DRIVE

Whether roads are clear or chaotic, intelligent technologies help guide you through every moment.



MANAGE YOUR PACE

Set your desired speed and distance, and Intelligent Cruise Control (Full-Speed Range)^{2,10} can automatically adjust your speed in slowing traffic. When traffic speeds resume, Intelligent Cruise Control can bring you back up to your preset speed and distance.

KNOW YOUR WAY

Find your way through busy streets and unfamiliar territory. The INFINITI Navigation System⁹ lets you choose a view that's most intuitive to you—a 2D overhead view or a 3D Birdview perspective. Lane Guidance can also help escort you exactly to where you need to be for exits and interchanges.

EXPAND YOUR AWARENESS

The Blind Spot Warning and Blind Spot Intervention⁸ Systems^{2,11} use sensors to help alert you to a vehicle detected entering the blind spot area in an adjacent lane and help you avoid it. First, the warning light illuminates. Then, if you begin moving toward the occupied lane after using the turn signal, a warning sounds. The system can even apply opposite side brakes to help guide your vehicle back toward the center of your current driving lane.

KEEP YOUR DISTANCE

Distance Control Assist^{2,12} looks ahead and helps warn you if your following distance becomes too short. If detected, and you do not take your foot off the accelerator pedal, the system can apply partial braking power and push back on the pedal.

MAINTAIN YOUR LANE

The Lane Departure Warning and Lane Departure Prevention Systems^{2,13} monitor lane markings and can help warn you if you start to drift. If the drift continues, the Lane Departure Prevention System can ease your vehicle back towards the center of your lane by applying the brakes on the opposite side of the vehicle.



SAFETY

INNOVATIVE TECHNOLOGY HELPS YOU SEE AND AVOID

A unique combination of active and passive safety innovations are on alert, ready to help you respond and acting to help protect.

RESPOND TO YOUR SURROUNDINGS Forward Emergency Braking with Pedestrian Detection^{1,12} senses vehicles in the lane ahead of you, and if deceleration is required, the accelerator pedal can be pushed up and the brakes can be applied to help minimize a collision—or even help prevent one. The system may also detect pedestrians who enter your vehicle's path, adding another dimension of security.

MORE SURE IN REVERSE Backup Collision Intervention^{1,2,15} increases your awareness while in reverse. As you back up, the system warns you if approaching vehicles or large objects are detected behind your vehicle and can help you avoid a collision by applying the brakes.

TOW WITH CONFIDENCE Trailer Sway Control helps keep your trailer from swaying side-to-side during towing, which helps you experience enhanced stability and control.⁴

STRONGER AND LIGHTER Ultra high-strength steel is twice as strong as conventional steel and is built around you to enhance your safety in case of a collision.

THE SUPPORT YOU NEED In certain rear-end collisions, the Front-seat Active Head Restraints can move forward to help cushion the head.

ENHANCED PROTECTION Based on the severity of the crash and seat belt usage, the INFINITI Advanced Air Bag System adjusts inflation in the dual-stage front supplemental air bags. Also featured are front seat-mounted side-impact supplemental air bags and roof-mounted curtain side-impact supplemental air bags with rollover sensor.¹⁶

PREPARED TO PROTECT During emergency braking situations, the Front-seat Pre-Crash Seat Belts^{1,2} are automatically tightened.



FEATURES

QX80 STANDARD FEATURES

LED Auto – level headlights with smart beam, Adaptive Front – Lighting System (AFS), Automatic headlight activation and daytime running light
LED taillights and Center High-Mounted Stop Light (CHMSL) offer quicker illumination, lower power consumption and longer life than conventional bulbs
UV-reducing tinted glass reduces transmission of radiant heat to vehicle's interior
Power folding outside mirrors with LED side turn signals, courtesy lights and reverse tilt-down feature
Power sliding glass moonroof with one-touch auto-open/close, tilt feature and sliding sunshade
Skid plate (under radiator)
Body-color running boards with integrated splash guards
LED fog lights (Front)
Fully integrated rear bumper protector
Roof rails
Remote power-opening of windows using INFINITI Intelligent Key; closing via key in exterior door lock
Rain sensing, variable intermittent front windshield wipers
Integrated tow hitch
INFINITI Intelligent Key with Illuminated Push Button Ignition and enhanced memory
Power windows with illuminated switches and one-touch auto-up/down with auto-reverse feature
Tri-Zone Automatic Temperature Control (ATC) system
Rear-seat heater ducts under front seats
Power door locks with automatic locking feature
Retained accessory power for windows and moonroof
Sequential welcome lighting illuminated entry system and overhead ambient light
Power tailgate with closing assist
Front seatback map pockets; front and rear door pockets
Four cup holders and eight bottle holders
Front center console with storage compartment, cool box (600 ml plastic bottle x 6), and 12-volt power outlet
12-volt power outlet in cargo area
Front and rear carpeted floor mats
Leather-appointed, 10-way power driver's seat, including 2-way power lumbar support, 8-way power front-passenger's seat, including 2-way power lumbar support
Dual occupant enhanced memory system for driver's seat, outside mirrors, steering wheel, Audio, Navigation, and climate control systems linked to individual Intelligent Keys
Entry/exit assist for driver's seat and steering wheel
Heated front seats
Power 60/40-split fold-flat and reclining third-row seats
13-speaker Bose® Premium Sound system, AM/FM radio, single in-dash CD/DVD player with MP3 playback capability and speed-sensitive volume control
9.3 GB Music Box® hard drive
Streaming audio via Bluetooth® wireless technology ¹⁵
USB connection port for iPod® interface and other compatible devices ¹⁴
Auxiliary audio/video input jacks behind front center console ¹⁴
Power tilt and telescopic steering column
Bluetooth® Hands-free Phone System ¹⁵
INFINITI Controller for navigation, audio, climate-control, fuel economy, maintenance, and comfort and convenience features
8-inch WVGA color touch-screen display
INFINITI Hard Drive Navigation System with Lane Guidance and birdview ⁷ . Arabic language support and Qiblah compass also featured
Around View Monitor with Moving Object Detection ³ and Front and Rear Sonar System ⁴
Cruise control with steering wheel-mounted switches
Dual 7-inch color monitors for multimedia video playback (rear)
Two wireless headphones and wireless remote control
Battery saver helps prevent accidental discharging if electrical accessories are left on
Remote Engine Start
Park Guide with voice guidance and line markings ¹⁶

QX80 LUXURY GRADE FEATURES (IN ADDITION TO QX80 FEATURES)

Leather and simulated wood grain combination steering wheel
Climate-controlled front seats
Front pre-crash seat belts
Remote tip-up second-row seats for easy third-row entry/exit
Intelligent Cruise Control (Full-Speed Range) ⁵
Lane Departure Warning (LDW) and Lane Departure Prevention (LDP) systems ⁸

QX80 LUXURY GRADE FEATURES (IN ADDITION TO QX80 FEATURES) (CONTINUES)

Distance Control Assist (DCA) ⁶
Forward Emergency Breaking (FEB) ¹² with Pedestrian Detection, Intelligent Brake Assist (IBA) ⁹ and Predictive Forward Collision Warning (PFCW) ¹³
Blind Spot Warning (BSW) and Blind Spot Intervention™ systems ¹¹
Backup Collision Intervention (BCI) ²
15-speaker Bose® Cabin Surround® Sound system, with AM/FM, 1 CD/DVD reader with MP3 WMA compatibility and speed-sensitive volume control

QX80 OPTIONAL FEATURES*

2 nd row center console armrest with two storage compartments (7-Seater only)
2 nd row split bench seat with 60/40 split folding (8-Seater)

* Factory-installed options, check with your local dealer for availability at time of purchase.

TECHNICAL SPECIFICATIONS

POWER	
Engine	5.6-litre (5,552 cc) V8, aluminium-alloy block and heads, dry film coated pistons
Valvetrain	Double Overhead Camshaft (DOHC), 4 valves per cylinder with microfinished camshafts. Direct Injection Gasoline (DIG™). Continuously Variable Valve Timing Control System (CVTCS) optimises opening of intake and exhaust valves. Variable Valve Event and Lift (VVEL) for intake valves improves performance, emissions and fuel efficiency
Horsepower	400 HP at 5,800 rpm
Torque	560 Nm at 4,000 rpm
Transmission	Electronically controlled 7-speed automatic with Adaptive Shift Control (ASC). Driver-adaptive learning algorithm senses driving style and adjusts automatic shifting accordingly. Manual shift mode offers sequentially selectable manual gearshifts and Downshift Rev Matching (DRM)
Drive type	INFINITI All-Mode 4WD® with computer-controlled transfer case; offers settings in auto, 4H and 4L

HANDLING

Steering	Type	Vehicle-speed-sensitive power steering
	Turning diameter	12.5 m, curb-to-curb
Suspension	Front	Independent, double wishbone with rear automatic levelliser
	Rear	Hydraulic Body Motion Control system
Brakes (Front/rear)	350 mm/350 mm ventilated discs; 4-wheel, 4-channel ABS	

WHEELS AND TYRES

Standard	14-Spoke, 22 x 8.0-inch forged aluminium-alloy with 275/50 R 22 H-rated all-season performance tyres
Spare tyre	Full-size aluminium-alloy wheel and all-season tyre

DIMENSIONS AND FIGURES

Exterior	Overall length	5,290 mm
	Overall width	2,030 mm
	Wheelbase	3,075 mm

WEIGHT AND CAPACITY


Curb weight	7-seater 2,718 kg, 8-seater 2,729 kg
Fuel capacity	100 litres

MAKE IT UNIQUELY YOURS


EXTERIOR COLORS



INTERIOR COLORS



INTERIOR TRIM



WHEELS



22 X 8.0-INCH FORGED ALUMINUM-ALLOY WHEELS WITH ALL-SEASON TIRES

INFINITI has taken care to ensure that the color swatches presented here are the closest possible representations of actual vehicle colors. Swatches may vary slightly due to the printing process and whether viewed in daylight, fluorescent or incandescent light. Please see the actual colors at your local INFINITI Retailer.

This brochure is intended for general descriptive and informational purposes only. It is subject to change and does not constitute an offer, representation or warranty (express or implied) by INFINITI Middle East or any of the INFINITI retailers. Interested parties should confirm the accuracy of any information in this brochure as it relates to a vehicle directly with their respective INFINITI retailer, before relying on it to make a purchase decision. INFINITI Middle East, reserves the right to make changes, at any time, without prior notice, in prices, colors, materials, equipment, specifications, and models and to discontinue models or equipment. Due to continuous product development and other pre- and post-production factors, actual vehicle, materials and specifications may vary from this brochure. Some vehicles shown with optional equipment. See the actual vehicle for complete accuracy. Availability and delivery times for particular models or equipment may vary. Specifications, options and accessories may differ from one country to another. For additional information on availability, options or accessories, see your INFINITI retailer.

1 Available on select models. 2 May require additional options or option packages. 3 Cargo and load capacity limited by weight and distribution. Always secure all cargo. Heavy loading of the vehicle with cargo, especially on the roof, will affect the handling and stability of the vehicle. 4 See INFINITI Towing Guide and Owner's Manual for proper use. 5 Never program while driving. GPS mapping may not be detailed in all areas or reflect current road status. 6 Availability of specific features is dependent upon the phone's Bluetooth® support. Please refer to your phone Owner's Manual for details. Bluetooth word mark and logos are owned by Bluetooth SIG, Inc., and any use of such marks by INFINITI is under license. 7 Tri-zone operation requires compatible auxiliary media system. See Owner's Manual for details. 8 AVM with MOD cannot completely eliminate blind spots and may not detect every object. MOD operates at vehicles speeds below 5 mph. Always check surroundings and turn to look behind you before moving vehicle. 9 The Sonar System is a convenience, not a substitute for proper parking and/or backing procedures. Always check that it is safe to do so before moving vehicle. May not detect every object. 10 Intelligent Cruise Control is not a collision avoidance or warning device. Designed to use limited braking. Failure to apply the brakes could result in an accident. 11 Blind Spot Warning/Blind Spot Intervention Systems are not a substitute for proper lane change procedures. The systems will not prevent contact with other vehicles or accidents. They may not detect every vehicle or object around you. 12 Distance Control Assist helps maintain a distance to the vehicle in front of you under certain conditions. Not a collision avoidance system. Failure to apply the brakes could result in an accident. 13 The Lane Departure Warning/Lane Departure Prevention Systems operate only when the lane markings are clearly visible on the road. Speed limitations apply. See your Owner's Manual for more details. 14 FEB with Pedestrian Detection is not a replacement for responsible driving. May not provide braking or pedestrian detection in certain conditions. Limitations apply. See Owner's Manual for details. 15 BCI will not detect every object, and speed limitations apply. Always check surroundings and turn to look behind you before moving vehicle. See Owner's Manual for details. 16 Air bags are only a supplemental restraint system; always wear your seat belt. Even with the occupant-classification sensor, rear-facing child restraints should not be placed in the front-passenger's seat. All children 12 and under should ride in the rear seat properly secured in child restraints, booster seats, or seat belts according to their size. Air bags will only inflate in certain accidents; see your Owner's Manual for more details.

iPod is a registered trademark of Apple Inc. Bose is a registered trademark of Bose Corporation.

GENUINE INFINITI ACCESSORIES

The same exacting standards applied to the creation of an INFINITI vehicle go into designing and manufacturing Genuine INFINITI Accessories. With a wide array of quality products designed to integrate seamlessly, you can be assured of a custom fit and finish.



ACCESSORIES SHOWN Midnight black grille*, hood protector*, chrome side mirror covers, moonroof wind deflector*, roof rail crossbars, side window deflectors*, chrome body side moldings



CARGO NET

- Nylon-cord cargo net with tie-down hooks in the cargo area helps secure loose items and keep them organized



WHEEL LOCKS

- Helps protect against wheel and tire theft



STAINLESS STEEL ILLUMINATED KICK PLATES

- Soft-glowing INFINITI logo along bottom of front doorsills
- Contoured to match door openings



HITCH BALL (CLASS III)

- Rated for class III towing
- Fits all vehicles equipped with the receiver hitch and hitch ball mount



CARPETED FLOOR MATS

- Driver's and front passenger's mat secure with a grommet hole/positioning hook system
- Floor mat backing is designed to help position the mat in place



ROOF RAIL CROSSBARS

- Crossbars integrate into existing side bars
- Designed to carry all necessary roof-rail attachments
- Wind tunnel tested design
- Easy, no-drill installation



CHROME SIDE MIRROR COVERS

- Chrome side mirror covers add further distinction to the vehicle's bright accents on windows and side air vents
- Precision-fit over side mirror housings



CARPETED CARGO MAT

- Durable, high-density, cut-pile carpet with surged nylon edging



CARGO AREA PROTECTOR

- Keeps cargo area clean and helps protect it from scratches and damage. Water-resistant heavy-duty cargo area protection

* Accessories not available in the Middle East. Check with your local dealer for complete accuracy.

#INFINITIF1

THE NEW RENAULT SPORT FORMULA ONE™ TEAM.

INFINITI is proud to be a technical partner of the new Renault Sport Formula One™ team.

INFINITI IS THE TECHNICAL PARTNER of the Renault Sport Formula One™ Team for the co-development of the Power Unit's Energy Recovery System, which recovers and deploys electric energy to boost the internal combustion engine.

THE INFINITI ENGINEERING ACADEMY is a global search and training programme for the most talented students in engineering to be placed at INFINITI Technical Centre and Renault Sport Formula One™ Team facilities.



RENAULT
SPORT
FORMULA ONE™ TEAM

INFINITI

Technical Partner

UNDENIABLE PRESENCE. UNFORGETTABLE EXPERIENCE.

The INFINITI vehicle range defies convention and redefines the premium segment through empowering technologies and expressive design.

ESTABLISHED IN 1989, INFINITI has now grown to include saloons, coupés, convertibles, crossovers and SUVs in its line-up and spans 50 countries worldwide. INFINITI is unique and distinctive – not trying to be all things to all people, but everything to some people. At the heart of the INFINITI brand is a history of human attentiveness where the belief that the total ownership experience is much more important than just the car itself, coupled with a commitment to delivering a more empowering, more assured and more exhilarating driving and ownership experience.

INFINITI HAS COME to be recognised as a brand that delivers expressive and striking car design. A distinctive design crafted by human hand and delivered with a powerful and daring presence on the road. This, combined with an obsessive attention to detail and precision engineering, all contribute to the feeling that to drive an INFINITI is something special.





All illustrations, photographs and specifications in this catalogue are based on the latest product information. Specifications may vary from product shown. Some vehicles are shown with optional equipment. INFINITI reserves the right to make changes at any time, without notice, and to discontinue models or equipment. Because of the limitations of the printing processes used, the colours shown in this brochure may differ slightly from the actual colour. Features and specifications are subject to change depending on market requirements. Please consult your local dealer and see actual vehicles for complete accuracy.

© 2016 INFINITI