



2015  
**TRANSIT**



**PUT YOUR BUSINESS IN THE FAST LANE.**



Click to experience  
the Transit lineup



*Transit 250 HR LWB Van. Lunar Sky. Available equipment.*

2015 **TRANSIT**  
ford.com





## THE ALL-NEW TRANSIT. FROM AMERICA'S FULL-SIZE VAN LEADER.

### View Transit choices



We know vans. Our 35 years<sup>1</sup> at the top of the Full-size Van sales charts had to be earned. We did it the hard way. By making our vans dependable and versatile. Able to put in a punishing shift. And then come back ready for more.

**A genuine game-changer.** Transit is as tough as any Ford Truck and can be configured to match the precise needs of your job.

**Choice of vehicle configuration is best-in-class<sup>2</sup>** thanks to 3 roof heights: Low Roof (LR), Medium Roof (MR) and High Roof (HR). 2 wheelbases. 3 body lengths. You also get 3 engine options. Door and window options. Advanced technologies. On top of that, Transit Cutaway and Chassis Cab are available with 3 wheelbases or frame lengths.

#### VAN

##### Configurations

2 Wheelbases  
3 Roof Heights  
3 Body Lengths  
3 Engines

#### WAGON

##### Configurations

2 Wheelbases  
3 Roof Heights  
3 Body Lengths  
3 Engines

#### CUTAWAY & CHASSIS CAB

##### Configurations

3 Wheelbases  
3 Frame Lengths  
2 Engines

*Transit 150 MR LWB Van. Blue Jeans. Transit 350 HR LWB Wagon. Oxford White. Transit 350 HD LWB Chassis Cab. Vermillion Red. Available equipment.*

<sup>1</sup>Based on Full-size Van CY sales 1978–2013. <sup>2</sup>Class is Full-size Vans. Based on body type, body length, wheelbase and roof height.

2015 **TRANSIT**  
ford.com





# TESTED TOUGH. SINCE 1965.

Since we launched it 49 years ago, Transit has been a driving force in the European van market. With more than 7 million units sold, it has earned the loyalty of people who rely on it, day in and day out, to get their jobs done. Its two "International Van of the Year" awards<sup>1</sup> prove that Transit is a winner with the top professional commercial vehicle journalists too.

**Built Ford Tough<sup>®</sup>** is built into the DNA of the all-new Transit. Every technological advance found in Transit must pass our exhaustive engineering standards.

**Our obsession with durability** is what drove us to punish Transit development vehicles for more than 7 million customer-equivalent miles. We started test vehicles at -40°F and at over 14,500 ft. We had them tow fully laden trailers up long inclines in 120°F heat. Transit underwent 250,000 door slam testing cycles. That's nearly 3 times as much testing as a traditional retail vehicle. This all adds up to a Transit that is designed to do its job all day, every day, and for many years to come.



<sup>1</sup>2001 and 2007.



## STANDS HEAD AND SHOULDERS ABOVE THE COMPETITION.

Transit is always up to the task. Whatever trade you're in or job you do, you can configure a Transit that's perfect for how you work.

**Best-in-class cargo height<sup>1</sup>** in the HR Van lets you carry the biggest items. And 237<sup>o</sup> swing-out rear cargo doors<sup>2</sup> offer quick and easy access.

**Max. payload increases 600 lbs.** or more, across the board, in Transit Van versus comparable E-Series vans. At up to 4,650 lbs.,<sup>1</sup> this increase in hauling capacity helps Transit master even the toughest of challenges. And an impressive gross vehicle weight rating (GVWR) of up to 10,360 lbs. comes in handy when extra muscle is required.



2015 **TRANSIT**  
ford.com

*Transit 350 HD HR LWB EL Van. Blue Jeans. Available equipment.*

<sup>1</sup>When properly equipped. <sup>2</sup>Available feature.



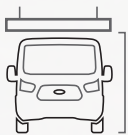
# THERE'S A SIZE FOR EVERY JOB.

Transit is available in 3 roof heights – LR, MR and HR – so you can take on loads that others would have to leave behind.

**Choose the Transit Van that's best for where and how you work.** When you're working in urban areas, the Transit LR Van fits under the 7-ft. clearance in public parking garages. When you need to transport bigger volumes, Transit Van offers a best-in-class gas-powered max. cargo capacity.<sup>1</sup>

**75% more cargo capacity than Ford E-Series Van.**

That equates to an extra 209 cu. ft. in Transit HR Extended Length Van – or the equivalent of a 6-ft. stack of 4' x 8' sheets of insulated foam boards. Transform your productivity overnight by saving yourself an extra trip – or possibly even a day of work.



**7-FT. ROOF CLEARANCE<sup>2</sup>**

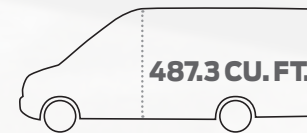


**2 WHEELBASES**

&



**3 ROOFS**



**487.3 CU. FT. MAX. CARGO CAPACITY<sup>2</sup>**

Transit 250 LR LWB Van. Ingot Silver. Transit 250 MR LWB Van. Pueblo Gold. Transit 250 HR LWB Van. Ingot Silver. Available equipment.

<sup>1</sup>Class is Full-size Vans. Excludes diesel competitive models. When properly equipped. <sup>2</sup>When properly equipped.

2015 **TRANSIT**  
ford.com



# PROVEN GASOLINE ENGINES.

We know how hard your van works for you 24/7. You need power. Reliability. And efficiency. The 2 gasoline engines that power Transit have been designed, built and tested to our uncompromising Built Ford Tough® standards – already proving their hard-working ability in over 700,000 Ford F-Series trucks.

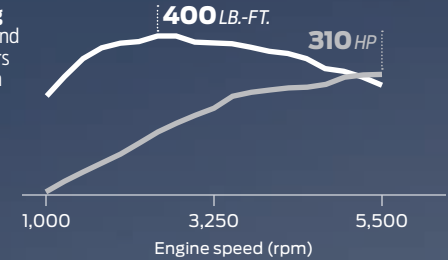
**Towing and hauling are made easy** by the standard 6-speed SelectShift® automatic transmission. It has selectable tow/haul mode<sup>1</sup> to compensate for grade and load, while also reducing gear hunting when towing or hauling heavy cargo.

## 3.5L EcoBoost®

**46% better EPA-estimated highway fuel economy rating** than the Ford E-Series premium gas engine. Instantaneous low-end torque and 310 hp are the result of direct injection, which delivers a precise amount of fuel to optimize efficiency and power. Twin intercooled turbochargers spool up far more quickly than a conventional single turbo.

**A best-in-class gas torque rating of 400 lb.-ft.** makes the 3.5L EcoBoost<sup>1</sup> the perfect choice if your work requires extra cargo-hauling capacity.

*EPA-estimated rating of 14 city/19 hwy/16 combined mpg (LR/MR RWB Wagon). Actual mileage will vary.*

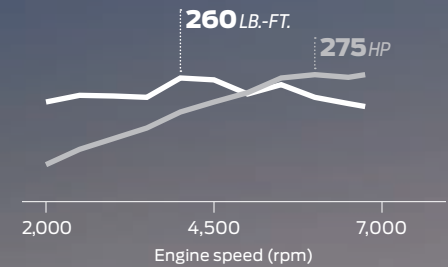



## 3.7L Ti-VCT V6

**19% better EPA-estimated highway fuel economy rating** than the E-Series standard gas engine, with much of the credit due to twin independent variable camshaft timing (Ti-VCT) technology. Ti-VCT optimizes combustion at all engine speeds to increase low-speed torque and top-end power, while also boosting fuel efficiency and improving cold-start operation.

**You can choose the flexibility offered by E85 flex-fuel capability** or a compressed natural gas/liquid petroleum gas CNG/LPG Gaseous Engine Prep Package.<sup>1</sup>

*EPA-estimated rating of 14 city/19 hwy/16 combined mpg (LR/MR RWB Wagon). Actual mileage will vary.*



**CLASS-BEST GAS ENGINE TORQUE**  **400 LB.-FT.**

TURBOCHARGED<sup>1</sup>



DIRECT



INJECTION<sup>1</sup>

*Transit 350 HD HR LWB EL Van. Ingot Silver. Available equipment.*

<sup>1</sup>Available feature.

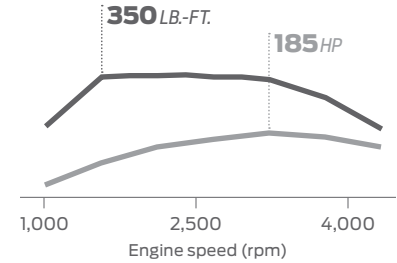
2015 **TRANSIT**  
ford.com







### 3.2L Power Stroke® I-5 Turbo Diesel



**POWER STROKE**  
TURBO DIESEL

## DIESEL POWER ON DEMAND.

When the work demands that your engine must run for many hours a day under constant idling and stop-and-go conditions, then our 3.2L Power Stroke I-5 Turbo Diesel<sup>1</sup> delivers. It's the latest generation of an engine that has proven itself worldwide for years.

**For maximum flexibility**, 90% of the 3.2L's peak torque is available from 1,500 to 2,750 rpm. Quick-start glow plugs offer fast startups at temperatures as low as -10°F. A Variable Geometry Turbocharger helps deliver instantaneous power. A precise amount of fuel is injected directly into each cylinder to optimize efficiency. And when you're on the move, common-rail piezoelectric fuel injectors deliver multiple injections per combustion cycle for improved performance.

**Rigorous testing proved this engine** is ready for heavy-duty assignments. This included more than 4,000 hours of dyno-testing. In one of these dyno tests, 750 hours were conducted at max. engine power – the equivalent of 14 non-stop round-trips from New York to Los Angeles. Testing simulated 10 years of service over 150,000 miles, including climbing tough grades and testing in hot and cold ambient temperature conditions.



2015 **TRANSIT**  
ford.com

<sup>1</sup>Available feature.





## PUTS YOU IN COMMAND.

Transit delivers for its driver too. Rack-and-pinion power-assisted steering provides confidence-inspiring driver feel. The standard 6-speed SelectShift® automatic transmission allows manual gear changes by simply sliding the lever to the “M” position, and then selecting the gear you want with the toggle shifter.

**The excellent view** out of the cab – thanks to its large windshield, side windows and sideview mirrors – helps make maneuvering in tight spaces easy.

**Our optional lane-keeping alert** can detect lane markings with a forward-facing camera, and can vibrate the steering wheel to alert you to steer the vehicle back toward center if needed.

*Transit XLT Wagon. Pewter cloth trim. Available equipment.*

Lane-keeping alert does not control steering. Driver-assist features are supplemental and do not replace the driver's judgment.

2015 **TRANSIT**  
ford.com







## MORE COMFORTABLE. HARDER WORKING.

The all-new cab has a stylish and functional instrument panel. It's extremely spacious, with ample head clearance and shoulder room. And it helps you find your preferred driving position with a tilt/telescoping steering column.

**Stay comfortable** on the road with standard front air conditioning, power windows and door locks, an AM/FM stereo with 2 front speakers, and an auxiliary audio input jack. The front bucket seats include adjustable head restraints, and the driver's seat has an inboard armrest. Extra convenience is available at the touch of a button with 10-way power driver and front-passenger seats,<sup>1</sup> as well as long-arm, power, heated sideview mirrors with turn signal indicators.<sup>1</sup>

**Work at peak efficiency** wherever your work takes you with a 110V power outlet<sup>1</sup> that can help keep your laptop and other electrical equipment charged.



2015 **TRANSIT**  
ford.com

*Transit XLT Wagon. Charcoal cloth trim. Available equipment.*

<sup>1</sup>Available feature.



## CONNECTS YOU TO THE WORLD.

Simply talk to the voice-activated SYNC®<sup>1</sup> with MyFord®, and the system delivers hands-free calls, music and more with simple voice commands. Once paired with your phone, it can download your contacts and play Bluetooth®-streaming music. Or, plug in your MP3 player, USB or iPod® to listen to your favorites.

**Your fingertip controls the 6.5" color LCD touch screen;** media hub, and more when you opt for SYNC with MyFord Touch®<sup>1</sup>. Control the system by voice or touch, whichever is more comfortable for you.

| SYNC

**SiriusXM®<sup>2</sup> lets you enjoy commercial-free music,** plus sports, news, entertainment, and every premium channel with your 6-month All Access trial subscription.<sup>3</sup> The voice-activated Navigation System<sup>2</sup> also includes a 5-year subscription to SiriusXM Traffic and Travel Link® services.<sup>2</sup> These features provide detailed traffic information on accidents, construction, and road closures, plus local and national weather forecasts, fuel prices and more.

(((SiriusXM)))



*Transit XLT Wagon. Available equipment.*

<sup>1</sup>Available feature. Driving while distracted can result in loss of vehicle control. Only use SYNC/MyFord Touch/other devices, even with voice commands, when it is safe to do so. Some features may be locked out while the vehicle is in gear. Not all features are compatible with all phones. <sup>2</sup>Available feature. <sup>3</sup>Trial subscription also includes access to SiriusXM Internet Radio on your computer, smartphone or tablet. Satellite and Internet Radio lineups vary slightly.

2015 **TRANSIT**  
ford.com



# THE FUTURE OF FULL-SIZE VANS.

Transit is designed to raise your expectations of what a van can bring to your business. Why be forced to adapt your job to suit your van? With Transit Van, you can choose the exact configuration that suits the way you work. The height you want. The length you want. The cargo doors you want.

**Power to choose.** With multiple choices of wheelbase, length, height, engine, door and window, there's a Transit Van for virtually any application. Select dual rear wheels (DRW) for heavy loads. The Low Roof allows parking where height restrictions apply. The High Roof lets you carry the tallest cargo of any van. Or max out your cargo room with the Extended Length. Whatever you choose, Transit is ready to haul.

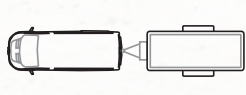


MAX. PAYLOAD



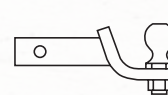
**4,650 LBS.<sup>1</sup>**

CONTROLS



SWAY

**7,500 LBS.**



MAX. TOWING<sup>1</sup>

*Transit 350 MR LWB Van. Lunar Sky. Available equipment.*

<sup>1</sup>When properly equipped. Passenger and cargo capacity limited by weight and weight distribution.





## TRANSIT VAN



See Transit  
at work




## EASY ACCESS SAVES TIME. AND TIME IS MONEY.

Transit Van is designed to allow quick pickups and drop-offs. There's a built-in rear bumper step to help you hop in and hop out. The cargo box floor is flat, with near-vertical sides for maximum usable space.

**Configure the cargo doors to suit your job** with a single sliding passenger-side door,<sup>1</sup> dual sliding side doors,<sup>1,2</sup> or 60/40 swing-out passenger-side doors.<sup>1</sup> The swing-out rear cargo doors check at 90° and can be opened to a full 180° with a Regular Wheelbase or 237° with a Long Wheelbase.

**Secure when and how you need it.** The standard Remote Keyless Entry System is configurable to suit how and where you work. Your Ford Dealer can program the remote control in your Transit to lock and unlock a number of different combinations of doors to better suit your needs.

**Multiple tie-down hooks** help you secure your load in place quickly and easily. We've mounted them on the sidewalls to leave the cargo box floor free from obstructions.



<sup>1</sup>Available feature. <sup>2</sup>Available Winter 2014.





## TAKE YOUR WORKSHOP WITH YOU.

Transit Van is ideal for the custom storage and shelving systems available through your local Ford Dealer.

**11 upfit ship-thrus make it easy** – and 8 of these are located within 20 miles of the Kansas City Assembly Plant where Transit is built. Take your pick of the vocation-specific products available from some of the largest upfitters in the business – including Leggett & Platt CVP, Adrian Steel,<sup>®</sup> Sortimo by Knapheide, MobilityWorks,<sup>®</sup> and more – at [transitupfits.com](http://transitupfits.com). You can also use the upfit configurator to see how easily you can adapt your Transit to suit your individual needs.

**Choose from a wide range of products** designed to suit different trades, such as cargo dividers, multi-racks, bulkheads and sliding platforms. Use your imagination by combining a generous cargo space with these innovative storage solutions to create one hard-working vehicle for yourself.





# TAKES CARE OF YOU AND YOUR PASSENGERS.

Transit Wagon is designed to maximize your productivity while keeping your passengers happy. A center aisle for most configurations combines with easy access through wide-opening side doors and ample leg room to allow fast and hassle-free pickups and drop-offs.

**Safety takes top priority** in Transit Wagon with standard front and front-seat side airbags for the driver and front passenger. Side-curtain airbags for all seating rows. And the 15-passenger wagon features the industry's first 5-row side-curtain airbag.<sup>1</sup>



ADVANCETRAC<sup>®</sup>



WITH RSC<sup>®</sup>



5,100 LBS.



MAX. TOWING<sup>2</sup>

*Transit 350 HD LWB EL XLT Wagon. Ingot Silver. Available equipment.*

<sup>1</sup>Always wear your safety belt and secure children in the rear seat. <sup>2</sup>When properly equipped. Passenger and cargo capacity limited by weight and weight distribution. 12- through 15-passenger vehicles may be classified as buses and may require appropriate licensing.

2015 **TRANSIT**  
ford.com





## TRANSIT WAGON

# COMFORT.

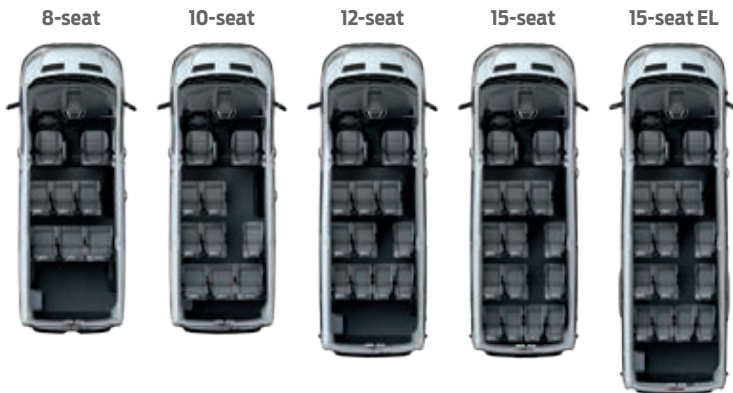
Transit Wagon is comfortable for drivers and passengers alike. Drivers benefit from cruise control<sup>1</sup> and automatic headlamps.<sup>1</sup> Passengers will appreciate full carpeting throughout on XLT. Ample head, shoulder and hip room for every passenger make short and long journeys equally enjoyable. And to keep everyone feeling good, rear air conditioning and heating is standard in all XLT and Long Wheelbase versions.

# HEIGHT.

Transit Wagon is available in Low Roof, Medium Roof or High Roof configurations. Best-in-class passenger compartment height<sup>2</sup> makes it easier to find a seat in the back of Transit High Roof Wagon without bumping your head – even if you're 6'4" tall. And available 237° swing-out rear cargo doors offer easy access.

# SEATING.

You can choose from 8-, 10-, 12- or 15-passenger versions of Transit Wagon to suit your specific requirements. When you need to carry extra luggage, 15-passenger versions of Transit Wagon Extended Length offer best-in-class factory-built cargo capacity – 100.5 cu. ft. – behind the last row of seats.



<sup>1</sup>Available feature. <sup>2</sup>When properly equipped.



## TRANSIT CUTAWAY & CHASSIS CAB



### BACKBONE OF YOUR BUSINESS.

Whether you need a shuttle bus, flatbed or cube truck, Transit Cutaway or Chassis Cab provides the perfect base on which to build a tough work vehicle customized to your needs.

**Cutaway** has an open passenger compartment so it can be paired with specialty body modules, such as shuttle bus or school bus bodies.

**Chassis Cab** has an enclosed passenger compartment and bare frame ready to accept aftermarket body modules, ranging from custom cargo delivery to utility body.

**A fully welded platform** underpins the entire cab area. Frame rails are reinforced with boron steel to add strength and save weight. And there's a completely clean box section. Frame rail extension adapters enable an 18' frame upfit providing even more opportunities to build exactly the Transit you want.

**Expert care for your Transit** is available from over 3,000 Ford Dealers nationwide – with additional dedicated commercial vehicle expertise provided by over 600 Ford Business Preferred Network (BPN) Dealers.

#### Maximum Capabilities<sup>1</sup>

10,360-lb. GVWR

#### Equipment Configurations

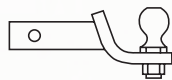
Wheelbases: 138," 156" or 178"  
Unlimited upfit choices

MAX. PAYLOAD



5,790 LBS.<sup>1</sup>

7,500 LBS.



MAX. TOWING<sup>1</sup>

MODIFIED  WIRING SYSTEM

*Transit 350 HD LWB EF Cutaway. Shown with aftermarket upfit. Transit 350 HD RWB Cutaway. Shown with aftermarket upfit. Oxford White. Available equipment.*

<sup>1</sup>When properly equipped.

2015 **TRANSIT**  
ford.com



# TRANSIT SPECIFICATIONS



**Kansas City Assembly Plant.** Transit is built right here in the USA, rolling off our state-of-the-art production line. Made – with pride – by hardworking people just like you.

## POWERTRAINS

	<b>3.7L Ti-VCT V6</b>	<b>3.5L EcoBoost® V6</b>	<b>3.2L Power Stroke® I-5 Turbo Diesel</b>
Configuration	DOHC	DOHC	DOHC
Fuel injection	Sequential electronic	Direct-injection	Direct-injection
Induction system	Naturally aspirated	Twin-turbocharger; intercooled	Single-sequential turbocharger; intercooled
Cylinders	6	6	5
Cylinder heads	Aluminum	Aluminum	Aluminum
Block material	Aluminum	Aluminum	Cast iron
Bore/stroke	3.76"/3.41"	3.64"/3.41"	3.54"/3.96"
Compression ratio	10.5:1	10.0:1	15.8:1
Transmission	6-speed Selectshift® automatic	6-speed Selectshift automatic	6-speed Selectshift automatic
Horsepower @ rpm	275 @ 6,000	310 @ 5,500	185 @ 3,000
Torque lb.-ft. @ rpm	260 @ 4,000	400 @ 2,500	350 @ 1,500–2,500
Recommended fuel	Regular unleaded or E-85	Regular unleaded	Ultra-low-sulfur diesel or B20 (containing 20% or less biodiesel)
Fuel economy – EPA-estimated ratings (LR/MR RWB Wagon)	14 city/19 hwy/16 combined mpg <sup>1</sup>	14 city/19 hwy/16 combined mpg <sup>1</sup>	Not EPA rated

<sup>1</sup>Actual mileage will vary. <sup>2</sup>Always wear your safety belt and secure children in the rear seat.

## STANDARD FEATURES

### Mechanical

3.7L Ti-VCT V6 FFV engine (SRW Van and Wagon; standard on Cutaway/Chassis Cab)  
 3.5L EcoBoost V6 engine (DRW Van and Wagon)  
 6-speed SelectShift automatic transmission  
 Auxiliary fuel port  
 Battery – Single, 70-amp-hr (gas only)  
 Fuel tank – 25-gallon  
 Horn – Dual-note electric  
 Steering – Power-assisted rack-and-pinion  
 Suspension – Front: independent MacPherson-strut and stabilizer bar; rear: leaf springs and heavy-duty gas shock absorbers  
 Tires – 235/65R16 BSW all-season (SRW)  
 Tires – 195/75R16 BSW all-season (DRW)

### Interior

12V powerpoints – 1 in instrument panel; 1 in center console  
 Auxiliary audio input jack  
 Center stack console with integrated gear shifter  
 Driver/front-passenger sun visors – Vinyl-trimmed  
 Front overhead console (n/a on Low Roof models)  
 Glove compartment  
 Grab handle on passenger-side A-pillar  
 Instrumentation – Speedometer (mph/kph) with tachometer, coolant temperature and fuel level  
 Lighting – Accessory delay (10-minute) and configurable with 30-minute auto shut-off  
 Power windows and door locks (includes autolocking-on-drive feature)  
 Remote Keyless Entry System with 2 key fobs  
 Seating – Front bucket seats with adjustable head restraints (includes driver's side inboard armrest)  
 Steering wheel – 4-spoke polyurethane  
 Tilt/telescoping steering column

### Exterior

Antenna – Front fender-mounted  
 Bumper – Black-molded front with lower valance  
 Easy Fuel® capless fuel filler  
 Tinted glass (optional with RV Prep Package on Wagon XLT)  
 Wipers – Variable-intermittent

### Safety & Security

AdvanceTrac® with RSC® (Roll Stability Control™)  
 Airbags<sup>2</sup> – Driver and front-passenger front  
 Brakes – Power 4-wheel disc with Anti-Lock Brake System (ABS)  
 Safety belts – 3-point, all positions  
 SOS Post-Crash Alert System™  
 Tire Pressure Monitoring System (excludes spare; SRW only)





# TRANSIT VAN

## Standard Features

*Includes all standard features, plus:*

### Mechanical

16" silver steel wheels with black hubcaps (silver front hubcaps on DRW)  
Alternator – 150-amp  
Full-size spare tire and wheel

### Seating

2-passenger  
2-way manual driver and passenger seats with manual recline and driver's armrest  
Pewter vinyl seats

### Interior

AM/FM stereo with 2 front speakers and digital clock  
Air conditioning – Front only  
Cargo area tie-down hooks  
Flooring – Vinyl front and rear  
Front dome lamp with theater-dimming feature (n/a with LR)  
Front dome lamp with map lights and theater-dimming (LR)  
Headliner – Cloth, front only  
Rear compartment lighting  
Rearview mirror (when equipped with rear-door glass)  
Step well pads – Black plastic  
Windows – No cargo area windows

### Exterior

Bodyside moldings – Black  
Bumper – Black-molded rear with integrated step  
Cargo doors – Rear, 180° swing-out (RWB)  
Cargo doors – Rear, 237° swing-out (LWB and LWB EL)  
Center high-mounted stop lamp (CHMSL)  
Grille – Black with black surround  
Headlamps – Halogen with black trim  
Side door – 60/40 swing-out, passenger-side (LR)  
Side door – Sliding, passenger-side (MR and HR)  
Roof and side marker lamps (DRW)  
Mirrors – Black, power sideview, short-arm

### Safety & Security

Passenger-side airbag<sup>1</sup> deactivation switch (n/a with passenger seat delete or passenger-side door delete options)

## Available Options

### Mechanical

3.5L EcoBoost® V6 engine  
3.2L Power Stroke® I-5 Turbo Diesel engine (n/a with 350 LWB; includes cruise control with message center, dual batteries and PTC heater)  
Alternator – Heavy-duty 220-amp with gasoline engine, 210-amp with diesel engine (included with Ambulance Prep Package)  
Battery – Dual heavy-duty (standard with diesel engine and included with Ambulance Prep Package)  
Engine block heater (recommended when minimum temperature is 10°F or below; optional on all engines)  
Manual Regenerative Initiation (requires diesel engine)

Manual Regenerative Initiation with Active Regenerative Inhibitor (requires diesel engine)  
Trailer brake controller (requires Heavy-Duty Trailer Tow Package)  
16" white steel wheels with mini-cap and lug nut covers (SRW only)  
16" black steel wheels with silver-styled covers (SRW only; included with Exterior Upgrade Package)  
16" aluminum wheels (n/a with 9,500 lbs. GVWR or greater; includes locking lug nuts)  
Full-size spare tire and wheel delete (DRW only)

### Seating

Pewter cloth, 2-way manual driver and passenger seats with manual recline, inboard armrests and driver's manual lumbar  
Pewter cloth, 2-way manual driver and passenger seats with manual recline, inboard armrests, driver's manual lumbar, front-seat side airbags<sup>1</sup> and 1st-row side-curtain airbags<sup>1</sup>  
Pewter vinyl, 2-way manual driver's seat only with manual lumbar and inboard armrest (passenger seat delete; late availability with diesel engine)  
Charcoal cloth, 2-way manual driver and passenger seats with manual recline, inboard armrests and driver's manual lumbar  
Charcoal cloth, 2-way manual driver and passenger seats with manual recline, inboard armrests, driver's manual lumbar, front-seat side airbags<sup>1</sup> and 1st-row side-curtain airbags<sup>1</sup>  
Pewter cloth, 10-way power driver and 2-way manual passenger seats with inboard armrests, front-seat side airbags<sup>1</sup> and 1st-row side-curtain airbags<sup>1</sup>  
Charcoal cloth, 10-way power driver and 2-way manual passenger seats with inboard armrests, front-seat side airbags<sup>1</sup> and 1st-row side-curtain airbags<sup>1</sup>  
Pewter leather trim, 10-way power driver and passenger seats with inboard armrests, front-seat side airbags<sup>1</sup> and 1st-row side-curtain airbags<sup>1</sup>  
Pewter cloth, 10-way power driver's seat only with manual lumbar, inboard armrest, driver's seat side airbag<sup>1</sup> and side-curtain airbags<sup>1</sup> (passenger seat delete; late availability with diesel engine)

### Interior

AM/FM stereo with single-CD player, 4" multifunction display and 4 speakers (2 front and 2 rear)  
AM/FM stereo with single-CD player, 4" multifunction display, HD Radio,<sup>TM</sup> SiriusXM Satellite Radio with 6-month trial subscription and 4 speakers (2 front and 2 rear)  
AM/FM stereo with single-CD player, 4" multifunction display, message center, SYNC<sup>®</sup> with MyFord<sup>®</sup> and 6 speakers (4 front and 2 rear); leather-wrapped steering wheel with controls for audio and multifunction display; includes illuminated driver and passenger sun visors on LR vans (requires cruise control)  
AM/FM stereo with single-CD player, 4" multifunction display, message center, SYNC with MyFord, HD Radio, SiriusXM Satellite Radio with 6-month trial subscription and 6 speakers (4 front and 2 rear); leather-wrapped steering wheel with controls for audio and multifunction display; includes illuminated driver and passenger sun visors on LR vans (requires cruise control)  
AM/FM stereo with 6.5" color LCD touch screen, SYNC with MyFord Touch<sup>®</sup> and Navigation including SiriusXM Traffic and Travel Link with 5-year trial subscription, HD Radio, SiriusXM with 6-month trial subscription and 6 speakers (4 front and 2 rear); leather-wrapped steering wheel with controls for audio and multifunction display; lane-keeping alert with driver alert; includes illuminated driver and passenger sun visors on LR vans (requires cruise control)  
6 speakers (4 front and 2 rear; only available as an upgradeable option to Radio Prep Package)  
Air conditioning (restrictions apply) – Front/rear, driver-controlled (requires Reverse Sensing System on LR vans; includes heavy-duty alternator with gas engines; n/a with Auxiliary Heater/AC Prep Package without rear controls; includes polypropylene panels; late availability)  
All-weather front floor mats (only available with carpeted floor covering)  
Carpeted cargo floor mat (late availability)  
Complete headliner (restrictions apply; LR van requires Reverse Sensing System)  
Crew Chief<sup>TM</sup> powered by Telogis<sup>®2</sup>  
Cruise control with message center (full trip computer and engine-hour meter)  
Flooring – Front carpeting (late availability)  
Power inverter (restrictions apply) – 12V to 110V (requires dual heavy-duty batteries)  
Powerpoint – 12V rear (requires dual heavy-duty batteries)  
Radio delete (deletes radio, speakers, grilles, wiring and antenna)  
Rear view camera with trailer hitch assist (includes rearview mirror if not equipped with multifunction display)  
Reverse Sensing System (LR requires vinyl sun visors with illuminated vanity mirrors)

Spray-in cargo floor liner (requires front carpeted floor covering; n/a with Interior Upgrade, Load Area Protection and Premium Packages; available Winter 2014)  
User-defined upfitter switches (4; requires heavy-duty alternator and dual batteries; includes Modified Vehicle Wiring System and customer connection point)  
Vinyl sun visors with illuminated vanity mirrors (driver and passenger; restrictions apply; included in Interior Upgrade Package)

### Exterior

Autolamp with rain-sensing wipers  
Sliding passenger-side door (LR)  
Dual sliding side doors (MR and HR; available Winter 2014)  
Front license plate bracket (standard in states requiring 2 license plates and optional in all others)  
Mirrors – Short-arm, power, heated sideview with turn signal indicators (late availability)  
Mirrors – Long-arm, power sideview  
Mirrors – Long-arm, power, heated sideview with turn signal indicators  
Privacy glass (includes rear-window defroster)  
Rear-window defroster (requires fixed rear-door glass)  
Remote Start System (n/a with manual windows and door locks)  
Running board (sliding passenger-side door area only)  
Windows – Fixed rear-door glass  
Windows – Fixed rear-door glass with fixed passenger-side door glass  
Windows – Fixed rear-door glass with flip-open passenger-side door glass (requires sliding side door and privacy glass)  
Windows – Fixed rear-door glass with fixed driver and passenger-side door glass (requires dual sliding side doors; late availability)  
Windows – Fixed rear-door glass with flip-open driver and passenger-side door glass (requires dual sliding side doors and privacy glass)  
Windows – Fixed, all-around (n/a with dual sliding side doors; RWB and LWB only)  
Windows – All-around with 4th-row flip-open glass (n/a with dual-sliding side doors; LWB EL only)  
Windows – All-around with 2nd-row driver's side flip-open glass and fixed 60/40 swing-out side-door glass (optional with LR only; requires privacy glass)  
Windows – All-around with 2nd-row driver and passenger-side flip-open glass; and 4th-row flip-open glass (LWB EL only; requires privacy glass; n/a with dual sliding side doors)  
Windows – All-around with 2nd-row driver and passenger-side flip-open glass (SRW LWB with sliding passenger-side door only; requires privacy glass)

## Safety & Security

Backup alarm<sup>2</sup> (available Winter 2014)  
Keys – 2 additional (4 total; manual keys with manual door locks; remote keyless entry key fobs included if equipped with power door locks)  
MyKey<sup>®</sup> (restrictions apply; requires SecuriLock<sup>®</sup> Passive Anti-Theft System; includes level 2 instrument cluster; n/a with speed-limiting options, keyed-alike keys, radio delete, Radio Prep Package or Ford Customer Service Division remote start)  
Perimeter anti-theft alarm (requires SecuriLock Passive Anti-Theft System; n/a with manual windows and door locks)  
SecuriCode<sup>™</sup> keyless entry keypad (n/a with manual windows and door locks)  
SecuriLock Passive Anti-Theft System

## Optional Packages<sup>3</sup>

**Ambulance Prep Package** (late availability)

**Auxiliary Heater/AC Prep Package without rear controls**

**Cargo Area LED Load Compartment Lighting Package**

**CNG/LPG Gaseous Engine Prep Package**

**Exterior Upgrade Package**

**Heavy-Duty Trailer Tow Package**

**Interior Upgrade Package**

**Load Area Protection Package**

**Modified Vehicle Wiring System**

**Premium Package**

**Radio Prep Package**

**Smoker's Package**

**Trailer Wiring Provisions Package**

**16" White Steel Wheel Package** (DRW)

## Available Fleet-Only Options

Daytime running lamps  
Keys – Keyed-alike  
Manual windows and door locks (restrictions apply; deletes power windows and door locks; does not include remote keyless entry fobs)  
Mirrors – Short-arm, manual, sideview (requires manual windows and door locks)  
Mirrors – Short-arm sideview delete (available on Ambulance Prep Package; requires manual windows and door locks)  
Mirrors – Long-arm, manual sideview (requires manual windows and door locks)  
Speed limitation (65- and 75-mph governed top speed options)



<sup>1</sup>Always wear your safety belt and secure children in the rear seat. <sup>2</sup>Ford Licensed Accessory.

<sup>3</sup>Explanation of package contents follows specifications sections.

# TRANSIT VAN

## CONFIGURATIONS

Transit	150 SRW				250 SRW						350 SRW				350 HD DRW	
	Regular		Long		Regular		Long		Long EL	Long	Long EL	Long	Long EL	Long EL	Long EL	
Wheelbase (in.)	130	148	130	148	130	148	148	148	148							
Roof height	LR	MR	LR	MR	LR	MR	LR	MR	HR	HR	LR	MR	HR	HR	HR	HR

### Side Doors

60/40 passenger-side	■	—	■	—	■	—	■	—	—	—	■	—	—	—	—	—
Sliding passenger-side	□	■	□	■	□	■	□	■	■	■	□	■	■	■	■	■
Dual sliding	—	□	—	□	—	□	—	□	□	□	—	□	□	□	□	□

### Engines

3.7L Ti-VCT V6	■	■	■	■	■	■	■	■	■	■	■	■	■	■	—	—
3.5L EcoBoost® V6	□	□	□	□	□	□	□	□	□	□	□	□	□	□	■	■
3.2L Power Stroke® I-5 Turbo Diesel	□	□	□	□	□	□	□	□	□	□	—	—	—	□	□	□

### Max. Capabilities (lbs.)<sup>1</sup>

GVWR	8,600				9,000				9,500				9,950	10,360
Payload	3,600				4,000				4,390				4,240	4,650

## MAXIMUM LOADED TRAILER WEIGHT RATINGS (lbs.)<sup>1</sup>

Engine	Regular axle			Limited-slip axle			GCWR	Roof height <sup>2</sup>	Wheelbase		
	3.31	3.73	4.10	3.31	3.73	4.10			Regular 130"	Long 148"	Long EL 148"
3.7L Ti-VCT V6	—	■	—	—	□	—	10,800	LR / MR	5,500	5,400	—
	—	—	□	—	—	□	12,125	LR / MR	6,800	6,700	—
	—	—	■	—	—	□	12,125	HR	—	6,700	6,300
3.5L EcoBoost V6	■ <sup>3</sup>	—	—	□ <sup>3</sup>	—	—	11,200	LR / MR / HR	5,900	5,800	5,300
	—	□ <sup>4</sup>	—	—	□ <sup>4</sup>	—	13,000	LR / MR / HR	7,300	7,200	7,000
3.2L Power Stroke I-5 Turbo Diesel	■ <sup>3</sup>	—	—	□ <sup>3</sup>	—	—	10,600	LR / MR / HR	4,700	4,600	4,200
	—	□	—	—	□	—	13,500	LR / MR / HR	7,500	7,500	7,100

## WHEELS



16" Silver Steel w/Black Hubcap  
Standard: SRW



16" White Steel w/Mini-cap and Lug Nut Covers  
Optional: SRW



16" Black Steel w/Silver-Styled Cover  
Optional: SRW



16" Aluminum w/Locking Lug Nuts  
Optional: SRW



16" Silver Steel w/Silver Front Hubcap  
Standard: DRW



16" White Steel w/White Front Hubcap  
Optional: DRW

■ Standard □ Optional, at extra cost — Not applicable

<sup>1</sup>Passenger and cargo capacity limited by weight and weight distribution. <sup>2</sup>Maximum towing ratings achieved with lowest roof height available. <sup>3</sup>Not available with DRW.

<sup>4</sup>Not available on High Roof, with the exception of the Ambulance Prep Package. Ambulance Prep Package only available with 3.73 limited-slip axle.



Van. Pewter vinyl trim.



# TRANSIT VAN

## DIMENSIONS

Transit	150/250 SRW		150/250/350 SRW			350 HD DRW
	Regular		Long			Long EL
Wheelbase (in.)	130		148			148
Roof height	LR	MR	LR	MR	HR	HR
Passenger capacity	2	2	2	2	2	2
Rows of seats	1	1	1	1	1	1

### Exterior (in.)

Wheelbase	129.9	129.9	147.6	147.6	147.6	147.6
Length	219.9	217.8	237.6	235.5	235.5	263.9
Length with extended bumper	—	219.9	—	237.6	237.6	266.1
Height	83.6	100.8	83.2	100.7	110.1	109.4
Width – Excluding mirrors	81.3	81.3	81.3	81.3	81.3	83.7
Width – Including mirrors	97.4	97.4	97.4	97.4	97.4	97.4
Width – Mirrors folded	83.2	83.2	83.2	83.2	83.2	83.2
Front track	68.2	68.2	68.2	68.2	68.2	68.5
Rear track	68.6	68.6	68.6	68.6	68.6	65.7
Front overhang	40.3	40.3	40.3	40.3	40.3	40.3
Rear overhang	49.7	47.6	49.7	47.6	47.6	76.0
Rear overhang with extended bumper	—	49.7	—	49.7	49.7	78.1
Load height (curb)	28.9	28.9	28.7	28.7	28.7	28.0
Side-door opening height	49.6	63.0	49.6	63.0	63.0	63.0
Side-door opening width – 60/40 swing-out	51.2	—	51.2	—	—	—
Side-door opening width – Sliding	51.2	51.2	51.2	51.2	51.2	51.2
Rear cargo door opening height	49.5	64.9	49.5	64.9	74.3	74.3
Rear cargo door opening width	61.7	61.7	61.7	61.7	61.7	61.7

### Interior (in.)

Head room	40.8	52.0	40.8	52.0	56.6	56.6
Shoulder room	67.9	67.9	67.9	67.9	67.9	67.9
Hip room	67.5	67.5	67.5	67.5	67.5	67.5
Leg room	41.3	41.3	41.3	41.3	41.3	41.3
Passenger volume (cu. ft.)	63.7	81.1	63.7	81.1	88.3	88.3
Cargo length front (at floor)	126.0	126.0	143.7	143.7	143.7	172.2
Cargo length front (at belt)	115.9	115.9	133.6	133.6	133.6	162.0
Cargo width between wheelhouses	54.8	54.8	54.8	54.8	54.8	45.4
Cargo height maximum	56.9	72.0	56.9	72.0	81.5	81.5

### Cargo capacity (cu. ft.)

Cargo volume behind 1st row	246.7	315.2	277.7	357.1	404.3	487.3
Maximum cargo volume with front-passenger seat removed	285.0	363.8	316.1	405.6	459.2	542.2



# TRANSIT WAGON

## XL

### Standard Features

*Includes all standard features, plus:*

### Mechanical

Alternator – 220-amp (gas); 210-amp (diesel)

16" silver steel wheels with black hubcaps (silver front hubcaps on DRW)

Full-size spare tire and wheel

### Seating

2-way manual driver and front-passenger seats with manual recline and driver's armrest

8-passenger (standard with RWB)

12-passenger (standard with LWB)

15-passenger (standard with LWB EL)

Pewter vinyl seats

### Interior

AM/FM stereo with 6 speakers (2 front and 4 rear) and digital clock

12V powerpoint – Located in rear of vehicle

Air conditioning – Front only

Air conditioning – Front and rear (n/a on LR RWB)

Flooring – Vinyl front and rear

Front dome light with theater-dimming feature (n/a with LR)

Front dome light with map lights and theater-dimming feature (LR)

Headliner – Cloth, full-length

Rear compartment lighting

Rearview mirror

Step well pads – Black plastic

Windows – All-around with 4th-row flip-open glass (standard with LWB EL)

Windows – Fixed, all-around (n/a with dual sliding side doors; RWB and LWB only)

### Exterior

Bodyside moldings – Black

Bumper – Molded-in-black rear with integrated step

Cargo doors – Rear, 180° swing-out (RWB)

Cargo doors – Rear, 237° swing-out (LWB and LWB EL)

Center high-mounted stop lamp (CHMSL)

Grille – Black with black surround

Headlamps – Halogen with black trim

Mirrors – Black, power sideview, short-arm

Roof and side marker lamps (DRW)

Side door – 60/40 swing-out, passenger side (LR)

Side door – Sliding, passenger side (MR and HR)

### Safety & Security

Airbags<sup>1</sup> – Front-seat side

Airbags<sup>1</sup> – Side-curtain for all rows

### Available Options

#### Mechanical

16" white steel wheels with mini-cap and lug nut covers (SRW only)

16" black steel wheels with silver-styled covers (SRW only)

#### Seating

Pewter cloth, 2-way manual driver and front-passenger seats with manual recline, inboard armrests and driver's manual lumbar

#### Interior

AM/FM stereo with single-CD player, 4" multifunction display and 6 speakers (2 front and 4 rear)

Cruise control

(full trip computer and engine-hour meter)

Floor covering – Vinyl front (included with Builder's Prep Package)

Vinyl sun visors with illuminated vanity mirrors (driver and front passenger; restrictions apply)

#### Exterior

Autolamp with rain-sensing wipers

## XLT

### Standard Features

*Includes select XL features, plus:*

#### Mechanical

16" black steel wheels with silver-styled covers (SRW only; included with Exterior Upgrade Package)

#### Seating

2-way manual driver and front-passenger seats with manual recline, manual driver's lumbar, inboard armrests, and manual rear seats recline with inboard armrest (recline n/a in last row)

Pewter cloth seating surfaces

#### Interior

AM/FM stereo with single-CD player, 4" multifunction display and 8 speakers (4 front and 4 rear)

All-weather front floor mats (only available on models with carpeted floor covering)

Cruise control with message center (full trip computer and engine-hour meter)

Flooring – Carpeted front and rear

Rear dome light with map lights and theater-dimming feature

Vinyl sun visors with illuminated vanity mirrors (driver and front-passenger)

#### Exterior

**Exterior Upgrade Package** includes chrome headlamp trim, grille and grille surround, and 16" black steel wheels with silver-styled covers (SRW only)

Grille – Chrome with chrome surround

Headlamps – Autolamp with chrome surrounds

Wipers – Rain-sensing

### Available Options

#### Seating

Pewter leather, 10-way power driver and front-passenger seats with inboard armrests

#### Interior

Floor covering – Carpeted front (included in Builder's and RV Prep Packages)

Floor covering – Vinyl front and rear

## XL & XLT

### Available Options

#### Mechanical

3.5L EcoBoost® V6 engine

3.2L Power Stroke® I-5 Turbo Diesel engine (n/a on 150 LR and MR RWB models; includes cruise control with message center, dual batteries and PTC heater)

Battery – Dual heavy-duty (standard with diesel engine)

Engine block heater (recommended when minimum temperature is 10°F or below; optional on all engines)

Manual Regenerative Initiation (requires diesel engine)

Manual Regenerative Initiation with Active Regenerative Inhibitor (requires diesel engine)

Trailer brake controller (requires Heavy-Duty Trailer Tow Package)

16" aluminum wheels (n/a with 9,500 lbs. GVWR or greater; includes locking lug nuts)

#### Seating

Charcoal cloth, 2-way manual driver and front-passenger seats with manual recline, inboard armrests and driver's manual lumbar

Charcoal cloth, 10-way power driver and 2-way manual front-passenger seats with inboard armrests

Pewter cloth, 10-way power driver and 2-way manual front-passenger seats with inboard armrests

10-passenger (optional on RWB)

15-passenger (optional on LWB)

#### Interior

AM/FM stereo with single-CD player, 4" multifunction display, HD Radio,<sup>TM</sup> SiriusXM Satellite Radio with 6-month trial subscription and 6 speakers (2 front and 4 rear) on XL; 8 speakers (4 front and 4 rear) on XLT

AM/FM stereo with single-CD player, 4" multifunction display, message center, SYNC<sup>®</sup> with MyFord<sup>®</sup> and 8 speakers (4 front and 4 rear); leather-wrapped steering wheel with controls for audio and multifunction display (requires cruise control)

AM/FM stereo with single-CD player, 4" multifunction display, message center, SYNC with MyFord, HD Radio, SiriusXM Satellite Radio with 6-month trial subscription and 8 speakers (4 front and 4 rear); leather-wrapped steering wheel with controls for audio and multifunction display (requires cruise control)

AM/FM stereo with 6.5" color LCD touch screen in center stack, SYNC with MyFord Touch<sup>®</sup> and Navigation including SiriusXM Traffic and Travel Link with 5-year trial subscription, HD Radio, SiriusXM Satellite Radio with 6-month trial subscription and 8 speakers (4 front and 4 rear); leather-wrapped steering wheel with controls for audio and multifunction display; and lane-keeping alert with driver alert (requires cruise control)

Crew Chief<sup>TM</sup> powered by Telogis<sup>®2</sup> (late availability)

Power inverter (restrictions apply) – 12V to 110V (requires dual heavy-duty batteries)

Rear view camera with trailer hitch assist (includes rearview mirror if not equipped with multifunction display)

Reverse Sensing System

User-defined upfitter switches (4; requires heavy-duty alternator and dual batteries; includes Modified Vehicle Wiring System and customer connection point)

#### Exterior

Front license plate bracket (standard in states requiring 2 license plates and optional in all others)

Mirrors – Short-arm, power, heated sideview with turn signal indicators (late availability)

Mirrors – Long-arm, power sideview

Mirrors – Long-arm, power, heated sideview with turn signal indicators

Privacy glass (includes rear-window defroster)

Rear-window defroster (requires fixed rear-door glass)

Remote Start System (n/a with manual windows and door locks)

Running board (sliding passenger-side door area only)

Sliding passenger-side door (LR)

Windows – All-around with 2nd-row driver's side flip-open glass and fixed 60/40 swing-out side door glass (optional with LR only; requires privacy glass)

Windows – All-around with 2nd-row flip-open glass and 4th-row flip-open glass (optional on LWB EL; requires privacy glass)

Windows – All-around with 2nd-row flip-open glass (LWB SRW with sliding passenger-side door only; requires privacy glass; n/a on LR model)

### Safety & Security

Backup alarm<sup>2</sup> (available Winter 2014)

Keys – 2 additional (4 total; manual keys with manual door locks; remote keyless entry key fobs included if equipped with power door locks)

MyKey<sup>®</sup> (restrictions apply; requires SecuriLock<sup>®</sup> Passive Anti-Theft System; includes level 2 instrument cluster; n/a with speed-limiting options, keyed-alike keys, radio delete, Radio Prep Package or Ford Customer Service Division remote start)

Perimeter anti-theft alarm (requires SecuriLock Passive Anti-Theft System; n/a with manual windows and door locks)

SecuriCode<sup>TM</sup> keyless entry keypad (n/a with manual windows and door locks)

SecuriLock Passive Anti-Theft System

### Optional Packages<sup>3</sup>

**Auxiliary Heater/AC Prep Package without rear controls**

**Builder's Prep Package** (late availability)

**CNG/LPG Gaseous Engine Prep Package**

**Heavy-Duty Trailer Tow Package**

**Modified Vehicle Wiring System**

**Radio Prep Package**

**RV Prep Package** (XLT; late availability)

**Smoker's Package**

**Trailer Wiring Provisions Package**

**16" White Steel Wheel Package** (DRW)

### Available Fleet-Only Options

Daytime running lamps

Keys – Keyed-alike (Fleet only)

Manual windows and door locks (restrictions apply; deletes power windows and door locks; does not include remote keyless entry fob)

Mirrors – Short-arm, manual sideview (requires manual windows and door locks)

Mirrors – Long-arm, manual sideview (requires manual windows and door locks)

Speed limitation (65- and 75-mph governed top speed options)



<sup>1</sup>Always wear your safety belt and secure children in the rear seat. <sup>2</sup>Ford Licensed Accessory.

<sup>3</sup>Explanation of package contents follows specifications sections.



# TRANSIT WAGON

## CONFIGURATIONS

Transit	150 SRW		350 SRW			350 HD DRW
	Regular		Long			Long EL
Wheelbase (in.)	130		148			148
Roof height	LR	MR	LR	MR	HR	HR
Passenger capacity	8/10		12/15			15

### Side Doors

60/40 passenger-side	■	—	■	—	—	—
Sliding passenger-side	□	■	□	■	■	■

### Engines

3.7L Ti-VCT V6	■	■	■	■	■	—
3.5L EcoBoost® V6	□	□	□	□	□	■
3.2L Power Stroke® I-5 Turbo Diesel	—	—	□	□	□	□

### Max. Capabilities (lbs.)<sup>1</sup>

GVWR	8,550	9,250	10,360
Payload	2,980	2,900	3,710

## MAXIMUM LOADED TRAILER WEIGHT RATINGS (lbs.)<sup>1</sup>

Engine	Regular axle			Limited-slip axle			GCWR	Roof height <sup>2</sup>	Wheelbase		
	3.31	3.73	4.10	3.31	3.73	4.10			Regular 130"	Long 148"	Long EL 148"
3.7L Ti-VCT V6	—	■	—	—	□	—	10,800	LR / MR	4,700	4,500	—
	—	—	□	—	—	□	11,200	LR / MR	5,100	4,900	—
	—	—	■	—	—	□	11,200	HR	—	4,700	—
3.5L EcoBoost V6	■ <sup>3</sup>	—	—	□ <sup>3</sup>	—	—	11,200	LR / MR / HR	5,100	4,800	—
	—	□ <sup>4</sup>	—	—	□ <sup>4</sup>	—	11,200	LR / MR / HR	5,100	4,800	4,100
3.2L Power Stroke I-5 Turbo Diesel	■ <sup>3</sup>	—	—	□ <sup>3</sup>	—	—	10,600	LR / MR / HR	—	4,000	3,100
	—	□	—	—	□	—	11,200	LR / MR / HR	—	4,600	3,700

## WHEELS



16" Silver Steel w/Black Hubcap  
Standard: XL SRW



16" White Steel w/Mini-cap and Lug Nut Covers  
Optional: XL SRW



16" Black Steel w/Silver-Styled Cover  
Standard: XLT  
Optional: XL



16" Aluminum w/Locking Lug Nuts  
Optional: SRW



16" Silver Steel w/Silver Front Hubcap  
Standard: DRW



16" White Steel w/White Front Hubcap  
Optional: DRW

■ Standard □ Optional, at extra cost — Not applicable

<sup>1</sup>Passenger and cargo capacity limited by weight and weight distribution. 12- through 15-passenger vehicles may be classified as buses and may require appropriate licensing.

<sup>2</sup>Maximum towing ratings achieved with lowest roof height available. <sup>3</sup>Not available with DRW. <sup>4</sup>Not available on SRW.



XL Wagon. Pewter vinyl trim.



XLT Wagon. Pewter cloth trim.

2015 **TRANSIT**  
ford.com



# TRANSIT WAGON

## DIMENSIONS

Transit	150 SRW				350 SRW						350 HD DRW
	Regular				Long						Long EL
Wheelbase (in.)	130				148						148
Roof height	LR	MR			LR	MR		HR		HR	
Passenger capacity	8	10	8	10	12	15	12	15	12	15	15
Rows of seats	3	4	3	4	4	5	4	5	4	5	5

### Exterior (in.)

Wheelbase	129.9	129.9	147.6	147.6	147.6	147.6
Length	219.9	217.8	237.6	235.5	235.5	263.9
Length with extended rear bumper	—	219.9	—	237.6	237.6	266.1
Height	82.2	98.7	82.4	99.2	108.6	107.7
Width – Excluding mirrors	81.3	81.3	81.3	81.3	81.3	81.3
Width – Including mirrors	97.4	97.4	97.4	97.4	97.4	97.4
Width – Mirrors folded	83.2	83.2	83.2	83.2	83.2	83.2
Front track	68.2	68.2	68.2	68.2	68.2	68.2
Rear track	68.6	68.6	68.6	68.6	68.6	68.6
Front overhang	40.3	40.3	40.3	40.3	40.3	40.3
Rear overhang	49.7	47.6	49.7	47.6	47.6	76.0
Rear overhang with extended bumper	—	49.7	—	49.7	49.7	78.1
Load height (curb)	28.2	28.2	28.8	28.8	28.8	27.8
Side door opening height	49.6	63.0	49.6	63.0	63.0	63.0
Side door opening width – 60/40 swing-out	51.2	—	51.2	—	—	—
Side door opening width – Sliding	51.2	51.2	51.2	51.2	51.2	51.2
Rear cargo door opening height	46.9	62.8	46.9	62.8	72.2	72.2
Rear cargo door opening width	59.8	59.8	59.8	59.8	59.8	59.8

### Interior (in.)

Head room: 1st row	40.8	52.0	40.8	52.0	56.6	56.6
2nd row	41.1	55.8	41.1	55.8	65.2	65.2
3rd row	40.6	55.8	40.6	55.8	65.2	65.2
4th row	—	38.7	—	55.8	38.7	55.8
5th row	—	—	—	34.2	—	47.2
Shoulder room: 1st row / 2nd / 3rd / 4th <sup>1</sup> / 5th <sup>1</sup>	67.9 / 71.4 / 67.0 / 67.8 / —		67.9 / 71.4 / 67.0 / 67.8 / 60.8			
Hip room: 1st row / 2nd / 3rd / 4th <sup>1</sup> / 5th <sup>1</sup>	67.5 / 69.6 / 67.3 / 68.0 / —		67.5 / 69.6 / 67.3 / 68.0 / 61.0			
Leg room: 1st row / 2nd / 3rd / 4th <sup>1</sup> / 5th <sup>1</sup>	41.3 / 33.7 / 35.6 / 35.6 / —		41.3 / 33.7 / 35.6 / 35.6 / 35.6			
Passenger volume (cu. ft.)	177.0	230.9	235.6	313.4	264.9	318.1
Cargo length front (at floor)	124.0	124.0	141.7	141.7	141.7	170.2
Cargo length front (at belt)	115.1	115.1	132.8	132.8	132.8	161.3
Cargo width between wheelhouses	53.7	53.7	53.7	53.7	53.7	53.7
Cargo height maximum	52.8	67.6	67.6	52.8	67.6	77.0

### Cargo capacity (cu. ft.)

Cargo volume behind: 1st row	224.5	292.7	256.4	336.1	382.6	461.9
2nd row	151.8	197.9	183.0	239.8	273.0	349.6
3rd row	94.2	125.0	124.5	166.9	190.0	266.6
4th row	—	39.1	—	58.0	70.1	93.9
5th row	—	—	—	—	—	107.0
	—	—	—	—	—	184.0
	—	—	—	—	—	100.5

<sup>1</sup>Row availability varies by seating configuration.

2015 **TRANSIT**  
ford.com





# TRANSIT CUTAWAY & CHASSIS CAB

## Standard Features

*Includes all standard features, plus:*

### Mechanical

Frame rail extension adapters

Modified Vehicle Wiring System includes underhood powertrain circuit tap-ins and modified vehicle connections for customized wiring harness provisions; requires heavy-duty alternator and dual heavy-duty batteries

16" silver steel wheels with black hubcaps (silver front on DRW)

Full-size spare tire and wheel delete

### Seating

2-passenger

2-way manual driver and passenger seats with manual recline and driver's armrest

Pewter vinyl seats

### Interior

AM/FM stereo with 2 speakers and digital clock

Air conditioning

Dome light with theater-dimming

Flooring – Vinyl

Headliner – Cloth

Rearview mirror delete (Cutaway)

Rearview mirror (Chassis Cab)

Window – Rear (Chassis Cab)

### Exterior

Grille – Black with black surround

Headlamps – Halogen with black trim

Sideview mirrors delete

Rear taillamp wiring – LED-capable

Roof marker lamps

### Safety & Security

Passenger-side airbag deactivation switch (n/a with passenger seat delete or passenger-side door delete options)

## Available Options

### Mechanical

3.2L Power Stroke® I-5 Turbo Diesel engine (includes cruise control with message center, dual batteries and PTC heater)

Alternator – Heavy-duty 220-amp with gasoline engine, 210-amp with diesel engine (included with Ambulance [Cutaway], Motorhome [Cutaway], Shuttle Bus [Cutaway], School Bus [Cutaway] and Multifunctional School Activity Bus [Cutaway] Prep Packages)

Battery – Dual heavy-duty (standard with diesel engine and included with Ambulance Prep Package [Cutaway])

Engine block heater (recommended when minimum temperature is 10°F or below; optional on all engines; included with Shuttle Bus Prep Package [Cutaway])

Manual Regenerative Initiation (requires diesel engine)

Manual Regenerative Initiation with Active Regenerative Inhibitor (requires diesel engine)

Trailer brake controller (requires Heavy-Duty Trailer Tow Package and Trailer Wiring Provisions Package)

16" white steel wheels with mini-caps and lug nut covers (SRW only)

16" black steel wheel with silver-styled covers (SRW only; included with Exterior Upgrade Package)

16" aluminum wheels (n/a with 9,500 lbs. GVWR or greater; includes locking lug nuts)

Spare tire and wheel

### Seating

Pewter cloth, 2-way manual driver and passenger seats with manual recline, inboard armrests and driver's manual lumbar

Pewter cloth, 2-way manual driver and passenger seats with manual recline, inboard armrests, driver's manual lumbar, front-seat side airbags,<sup>1</sup> and side-curtain airbags<sup>1</sup>

Charcoal cloth, 2-way manual driver and passenger seats with manual recline, inboard armrests, and driver's manual lumbar

Charcoal cloth, 2-way manual driver and passenger seats with manual recline, inboard armrests, driver's manual lumbar, front-seat side airbags,<sup>1</sup> and side-curtain airbags<sup>1</sup>

Pewter cloth, 10-way power driver and 2-way manual passenger seats with inboard armrests, front-seat side airbags,<sup>1</sup> and side-curtain airbags<sup>1</sup>

Charcoal cloth, 10-way power driver and 2-way manual passenger seats with inboard armrests, front-seat side airbags,<sup>1</sup> and side-curtain airbags<sup>1</sup>

Pewter leather trim, 10-way power driver and passenger seats with inboard armrests, front-seat side airbags,<sup>1</sup> and side-curtain airbags<sup>1</sup>

Pewter vinyl, 2-way manual driver's seat only with manual lumbar and inboard armrest (passenger seat delete; late availability with diesel engine; Cutaway only)

Pewter cloth, 10-way power driver's seat only with manual lumbar, inboard armrest, driver's seat side airbag,<sup>1</sup> and side-curtain airbags<sup>1</sup> (passenger seat delete; late availability with diesel engine; Cutaway only)

### Interior

AM/FM stereo with single-CD player, 4" multifunction display and 2 front speakers

AM/FM stereo with single-CD player, 4" multifunction display, HD Radio,<sup>2</sup> SiriusXM Satellite Radio with 6-month trial subscription and 2 front speakers

AM/FM stereo with single-CD player, 4" multifunction display, message center, SYNC<sup>®</sup> with MyFord<sup>®</sup> and 4 front speakers; leather-wrapped steering wheel with controls for audio and multifunction display (requires cruise control)

AM/FM stereo with single-CD player, 4" multifunction display, message center, SYNC with MyFord, HD Radio, SiriusXM Satellite Radio with 6-month trial subscription and 4 front speakers; leather-wrapped steering wheel with controls for audio and multifunction display (requires cruise control)

AM/FM stereo with 6.5" color LCD touch screen in center stack, SYNC with MyFord Touch<sup>®</sup> and Navigation including SiriusXM Traffic and Travel Link with 5-year trial subscription, HD Radio, SiriusXM Satellite Radio with 6-month trial subscription and 4 front speakers; leather-wrapped steering wheel with controls for audio and multifunction display; and lane-keeping alert with driver alert (requires cruise control)

4 front speakers (restrictions apply; only available as an upgradeable option to the Radio Prep Package [Cutaway])

All-weather front floor mats (only available with carpeted floor covering)

Crew Chief<sup>™</sup> powered by Telogis<sup>®2</sup>

Cruise control with message center (full trip computer and engine-hour meter)

Flooring – Carpeting

Map lights

Power inverter (restrictions apply) – 12V to 110V (requires dual heavy-duty batteries)

Radio delete (deletes radio, speakers, grilles, wiring and antenna)

User-defined upfitter switches (4; requires heavy-duty alternator and dual batteries; includes Modified Vehicle Wiring System and customer connection point)

Vinyl sun visors with illuminated vanity mirrors (driver and passenger; restrictions apply; included in Interior Upgrade Package)

### Exterior

Autolamp with rain-sensing wipers

Front license plate bracket (standard in states requiring 2 license plates and optional in all others)

Mirrors – Short-arm, power sideview

Mirrors – Short-arm, power, heated sideview with turn signal indicators (late availability)

Mirrors – Long-arm, power sideview

Mirrors – Long-arm, power, heated sideview with turn signal indicators

Remote start (n/a with manual windows and door locks)

## Safety & Security

Backup alarm<sup>2</sup> (available Winter 2014)

Keys – 2 additional (4 total; manual keys with manual door locks; remote keyless entry key fobs included if equipped with power door locks)

MyKey<sup>®</sup> (restrictions apply; requires SecuriLock<sup>®</sup> Passive Anti-Theft System; includes level 2 instrument cluster; n/a with speed-limiting options, keyed-alike keys, radio delete, Radio Prep Package or Ford Customer Service Division remote start)

SecuriCode<sup>™</sup> keyless entry keypad (n/a with manual windows and door locks)

SecuriLock Passive Anti-Theft System

## Optional Packages<sup>3</sup>

**Ambulance Prep Package** (Cutaway)

**Auxiliary Heater/AC Prep Package without rear controls**

**CNG/LPG Gaseous Engine Prep Package**

**Exterior Upgrade Package**

**Interior Upgrade Package**

**Motorhome Prep Package** (Cutaway)

**Multifunctional School Activity Bus Prep Package** (Cutaway; late availability)

**Passenger-Side Door Delete Package** (Cutaway)

**Premium Package**

**Radio Prep Package**

**School Bus Prep Package** (Cutaway; late availability)

**Shuttle Bus Prep Package** (Cutaway)

**Smoker's Package**

**Trailer Wiring Provisions Package**

**16" White Steel Wheel Package** (DRW)

## Available Fleet-Only Options

Daytime running lamps

Keys – Keyed-alike

Manual windows and door locks (restrictions apply; deletes power windows and door locks; does not include remote keyless entry fob)

Mirrors – Short-arm, manual sideview (requires manual windows and door locks)

Mirrors – Long-arm, manual sideview (requires manual windows and door locks)

Speed limitation (65- and 75-mph governed top speed options)



<sup>1</sup>Always wear your safety belt and secure children in the rear seat. <sup>2</sup>Ford Licensed Accessory.

<sup>3</sup>Explanation of package contents follows specifications sections.

# TRANSIT CUTAWAY & CHASSIS CAB

## CONFIGURATIONS

Transit	250 SRW		350 SRW	350 HD DRW			350 HD DRW		
	Regular	Long	Long	Regular	Long	Long EF	Regular	Long	Long EF
Wheelbase (in.)	138	156	156	138	156	178	138	156	178
<b>Engine</b>									
3.7L Ti-VCT V6	■	■	■	■	■	■	■	■	■
3.2L Power Stroke® I-5 Turbo Diesel	□	□	□	□	□	□	□	□	□
<b>Max. Capabilities (lbs.)<sup>1</sup></b>									
GVWR	9,000		9,500	9,950			10,360		
Payload	4,590		4,980	5,380			5,790		



Cutaway. Pewter cloth trim.

## MAXIMUM LOADED TRAILER WEIGHT RATINGS (lbs.)<sup>1</sup>

Engine	Regular axle			Limited-slip axle			GCWR	Wheelbase (in.)		
	3.31	3.73	4.10	3.31	3.73	4.10		Regular – 138	Long – 156	Long EF – 178
3.7L Ti-VCT V6	–	–	■	–	–	□	12,125	7,400	7,300	7,000
3.2L Power Stroke I-5 Turbo Diesel	–	■	–	–	□	–	13,500	7,500	7,500	7,100



Transit 350 HD RWB Chassis Cab. Ingot Silver. Available equipment.

A fully welded platform underpins the entire cab area, with frame rails reaching from the front to the rear bumper mounts, and a completely clean box section.

## WHEELS



16" Silver Steel w/Black Hubcap  
Standard: SRW



16" White Steel w/Mini-cap and Lug Nut Covers  
Optional: SRW



16" Black Steel w/Silver-Styled Cover  
Optional: SRW



16" Aluminum w/Locking Lug Nuts  
Optional: SRW



16" Silver Steel w/Silver Front Hubcap  
Standard: DRW



16" White Steel w/White Front Hubcap  
Optional: DRW

■ Standard □ Optional, at extra cost – Not applicable

<sup>1</sup>Passenger and cargo capacity limited by weight and weight distribution.

2015 **TRANSIT**  
ford.com





# TRANSIT CUTAWAY & CHASSIS CAB

## DIMENSIONS

Transit		250 SRW	350 HD DRW	250 SRW	350 SRW	350 HD DRW	350 HD DRW
Wheelbase (in.)		Regular	Regular	Long		Long	Long EF
Cutaway/Chassis Cab	<b>A</b>	138	138	155.7	155.7	178	178
Seating capacity		2	2	2	2	2	2

### Cutaway (in.)


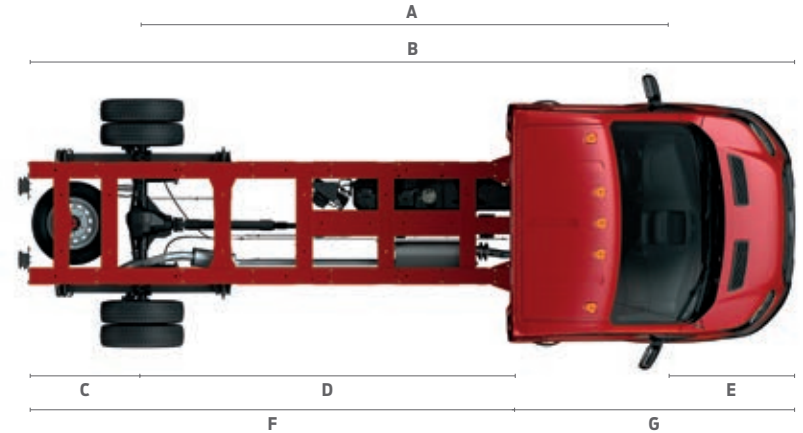
		250 SRW	350 HD DRW	250 SRW	350 SRW	350 HD DRW	350 HD DRW
Overall length	<b>B</b>	223.3	223.3	241.1	241.1	263.4	263.4
Rear axle to end of frame or rear overhang	<b>C</b>	45.1	45.1	45.1	45.1	45.1	45.1
Rear of cab to rear axle	<b>D</b>	82.6	82.6	100.3	100.3	122.6	122.6
Front overhang	<b>E</b>	40.3	40.3	40.3	40.3	40.3	40.3
Rear of cab to end of frame	<b>F</b>	127.7	127.7	145.4	145.4	167.7	167.7
Cab length	<b>G</b>	95.7	95.7	95.7	95.7	95.7	95.7
Overall cab height (curb)	<b>H</b>	87.3	86.8	87.0	86.5	86.5	86.5
Top of frame to top of cab	<b>I</b>	61.2	61.2	61.2	61.2	61.2	61.2
Load height (loaded)	<b>J</b>	25.0	24.7   24.5	25.9   25.5	25.7   25.4	25.0   24.6	25.0   24.6
Overall width	<b>K</b>	80.8	83.1	80.8	83.1	83.1	83.1
Front track		68.2	68.5	68.2	68.5	68.5	68.5
Rear track		68.6	65.7	68.6	65.7	65.7	65.7

### Chassis Cab (in.)

		250 SRW	350 HD DRW	250 SRW	350 SRW	350 HD DRW	350 HD DRW
Overall length	<b>B</b>	223.3	223.3	241.1	241.1	263.4	263.4
Rear axle to end of frame or rear overhang	<b>C</b>	45.1	45.1	45.1	45.1	45.1	45.1
Rear of cab to rear axle	<b>D</b>	82.6	82.6	100.3	100.3	122.6	122.6
Front overhang	<b>E</b>	40.3	40.3	40.3	40.3	40.3	40.3
Rear of cab to end of frame	<b>F</b>	127.7	127.7	145.4	145.4	167.7	167.7
Cab length	<b>G</b>	95.7	95.7	95.7	95.7	95.7	95.7
Overall cab height (curb)	<b>H</b>	87.2	86.7	86.9	86.4	86.4	86.4
Top of frame to top of cab	<b>I</b>	61.2	61.2	61.2	61.2	61.2	61.2
Load height (loaded)	<b>J</b>	24.8	24.7   24.3	25.6   25.3	25.6   25.2	24.9   24.4	24.9   24.4
Overall width	<b>K</b>	80.8	83.1	80.8	83.1	83.1	83.1
Front track		68.2	68.5	68.2	68.5	68.5	68.5
Rear track		68.6	65.7	68.6	65.7	65.7	65.7

### Interior – Cutaway & Chassis Cab (in.)

		250 SRW	350 HD DRW	250 SRW	350 SRW	350 HD DRW	350 HD DRW
Head room		44.9	44.9	44.9	44.9	44.9	44.9
Shoulder room		67.9	67.9	67.9	67.9	67.9	67.9
Hip room		67.5	67.5	67.5	67.5	67.5	67.5
Leg room		41.3	41.3	41.3	41.3	41.3	41.3



## OPTIONAL PACKAGES CONTENT

---

**Ambulance Prep Package** (Van/Cutaway) includes dual heavy-duty batteries, and 220-amp heavy-duty alternator (Van; gas) or 210-amp heavy-duty alternator (optional on Van [requires diesel engine; standard on Cutaway]); Auxiliary Heater/AC Prep Package without rear controls, fixed side- and rear-door tinted glass (Van), 3.73 limited-slip axle, spare tire and wheel (Cutaway), Modified Vehicle Wiring System (Van), front license plate bracket, auxiliary fuse panel (Van) and sideview mirror delete (Cutaway); Van requires MR or HR with sliding passenger-side door; n/a with Premium Package or Interior Upgrade Package on Cutaway

**Auxiliary Heater/AC Prep Package without rear controls** (Van/Wagon/Cutaway) included with Ambulance (Van/Cutaway), Shuttle Bus (Cutaway), School Bus (Cutaway) and RV Prep (Wagon) Packages; n/a with front/rear driver-controlled air conditioning

**Builder's Prep Package** (Wagon) includes front license plate bracket; Modified Vehicle Wiring System; auxiliary fuse panel; vinyl front floor covering with XL and carpeted with XLT; AM/FM stereo with single-CD player, 4" multifunction display and 6 speakers (2 front and 4 rear) on XL Wagon; complete headliner; Package deletes rear floor covering, rear seat rails, fixings, seats and restraints; requires dual heavy-duty batteries and heavy-duty alternator; n/a with RV Prep Package; late availability

**CNG/LPG Gaseous Engine Prep Package** (Van/Wagon/Cutaway/Chassis Cab) includes hardened intake/exhaust valves and valve seats (3.7L V6 only)

**Exterior Upgrade Package** (Van/Wagon/Cutaway/Chassis Cab) includes chrome headlamp trim, grille and grille surround; and 16" black steel wheels with silver-styled covers (SRW only; n/a on XL Wagon)

**Heavy-Duty Trailer Tow Package** (Van and Wagon) includes trailer wiring provisions, 4-/7-pin connector, electric brake controller tap-in capability, relay system for backup/B+/running lights, frame-mounted hitch receiver, and tow/haul mode

**Interior Upgrade Package** (Van/Cutaway/Chassis Cab) includes cruise control, leather-wrapped steering wheel with controls for audio and multifunction display, Pewter or Charcoal cloth 2-way manual driver and passenger seats with manual recline, AM/FM stereo with single-CD player, 4" multifunction display, message center, SYNC® with MyFord®, 4 speakers (6 speakers on Van), I/P console mats, and driver/passenger vinyl sun visors with illuminated vanity mirrors (n/a with passenger-side door delete, Ambulance, Motorhome, Multifunctional School Activity Bus, School Bus and Shuttle Bus Prep Packages on Cutaway/Chassis Cab)

**Load Area Protection Package** (Van) includes complete rear polypropylene panels on side walls and doors

**Modified Vehicle Wiring System** (Van/Wagon) includes auxiliary fuse panel, underhood powertrain circuit tap-ins, and modified vehicle connections for customized wiring harness provisions; requires heavy-duty alternator and dual heavy-duty batteries; included with Ambulance, Builder's and RV Prep Packages, and user-defined upfitter switches; standard on Cutaway and Chassis Cab

**Motorhome Prep Package** (Cutaway) includes cruise control; driver/passenger sun visors; AM/FM stereo with 2 front speakers and digital clock; modified vehicle wiring; Trailer Wiring Provisions Package; front license plate bracket; heavy-duty alternator (gas only; diesel includes 210-amp alternator); dual heavy-duty batteries; and auxiliary fuse panel; Pewter or Charcoal cloth 2-way manual driver and passenger seats with manual recline; inboard armrests and manual driver's lumbar; Exterior Upgrade Package; and front vinyl floor covering; n/a with Interior Upgrade Package, Premium Package or passenger-side door delete

**Multifunctional School Activity Bus Prep Package** (Cutaway) includes banded front-door glass, dual heavy-duty batteries, heavy-duty alternator (gas only; diesel includes 210-amp alternator), front license plate bracket, auxiliary fuse panel, Auxiliary Heater/AC Prep Package without rear controls and with passenger door delete; n/a with Premium and Interior Upgrade Packages and School Bus Yellow exterior paint; late availability

---

**Passenger-Side Door Delete Package** (Cutaway) includes Radio Prep Package and manual windows and door locks; requires Pewter vinyl, 2-way manual driver's seat only with manual lumbar (passenger seat delete; includes inboard armrest; late availability with diesel engine; n/a with Interior Upgrade Package or Ambulance and Motorhome Prep Packages)

**Premium Package** (Van/Cutaway/Chassis Cab) includes Interior and Exterior Upgrade Packages; Pewter leather trim, 10-way power driver and passenger seats with inboard armrests; front-seat side airbags; and 1st-row side-curtain airbags; requires either AM/FM stereo with single-CD player, 4" multifunction display, message center, SYNC with MyFord and 4 speakers (6 speakers on Van); leather-wrapped steering wheel with controls for audio and multifunction display; includes illuminated driver and passenger sun visors on LR vans (requires cruise control), or AM/FM stereo with single-CD player, 4" multifunction display, message center, SYNC with MyFord, HD Radio™ and SiriusXM Satellite Radio with 6-month trial subscription and 4 speakers (6 speakers on Van); leather-wrapped steering wheel with controls for audio and multifunction display; includes illuminated driver and passenger sun visors on LR vans (requires cruise control), or AM/FM stereo with 6.5" color LCD touch screen, SYNC with MyFord Touch® and Navigation including SiriusXM Traffic and Travel Link with 5-year subscription, HD Radio, SiriusXM Satellite Radio with 6-month trial subscription and 4 speakers (6 speakers on Van); leather-wrapped steering wheel with controls for audio and multifunction display; lane-keeping alert with driver alert; includes illuminated driver and passenger sun visors on LR vans (requires cruise control); n/a with Ambulance, Motorhome and School Bus Prep Packages

**Radio Prep Package** (Van/Wagon/Cutaway/Chassis Cab) includes front speaker grilles, antenna, cover plate in place of radio, wiring for single-CD audio packages and speakers (no radio chassis provided)

**RV Prep Package** (XLT Wagon only; restrictions apply) includes Modified Vehicle Wiring System, Trailer Wiring Provisions Package, Auxiliary Heater/AC Prep Package without rear controls, front license plate bracket, privacy glass, auxiliary fuse panel, 1st-row side-curtain airbag and partial floor covering (carpet); requires dual heavy-duty batteries and heavy-duty alternator; package deletes all wagon content behind the B-pillar including floor covering (front and rear), rear seating, rear seat rails, fixings and restraints, rear headliner, rear side-curtain airbags and rear climate control; n/a with Builder's Prep Package; late availability

**School Bus Prep Package** (Cutaway) includes banded front-door glass, dual heavy-duty batteries, heavy-duty alternator (gas only; diesel includes 210-amp alternator), front license plate bracket, auxiliary fuse panel, Auxiliary Heater/AC Prep Package without rear controls and passenger-side door delete; n/a with Premium or Interior Upgrade Packages; late availability

**Shuttle Bus Prep Package** (Cutaway) includes Exterior Upgrade Package, heavy-duty alternator (gas only; diesel includes 210-amp alternator), Auxiliary Heater/AC Prep Package without rear controls, dual heavy-duty batteries, front license plate bracket, engine block heater, trailer wiring provisions, and auxiliary fuse panel; n/a with Premium or Interior Upgrade Packages

**Smoker's Package** includes cigarette lighter and ash cup

**Trailer Wiring Provisions Package** (Van/Wagon/Cutaway/Chassis Cab) includes trailer wiring harness, blunt-cut trailer/upfit wiring to rear of vehicle, trailer sway control, and tow/haul mode; included with Motorhome and Shuttle Bus Prep Packages

**16" White Steel Wheel Package** (DRW; Van/Wagon/Cutaway/Chassis Cab) includes white steel wheels and front hubcaps, and dual rear-wheel covers; Tire Pressure Monitoring System is deleted

---





## EXTERIORS



Oxford White



Ingot Silver



School Bus Yellow



Vermillion Red



Blue Jeans



Pueblo Gold



Lunar Sky



Sterling Gray




Green Gem




Tuxedo Black


## INTERIORS



1 Pewter Vinyl



2 Pewter Cloth



3 Pewter Leather



4 Charcoal Cloth

Bring these colors to life



Exteriors	Interiors															
	Van				Wagon				Cutaway				Chassis Cab			
Oxford White	1	2	3	4	1	2	3	4	1	2	3	4	1	2	3	4
Ingot Silver	1	2	3	4	1	2	3	4	1	2	3	4	1	2	3	4
School Bus Yellow <sup>1</sup>	1	2	3	4	1	2	3	4	1	2	3	4	1	2	3	4
Vermillion Red	1	2	3	4	1	2	3	4	1	2	3	4	1	2	3	4
Blue Jeans	1	2	3	4	1	2	3	4	1	2	3	4	1	2	3	4
Pueblo Gold	1	2	3	4	1	2	3	4	1	2	3	4	1	2	3	4
Lunar Sky	1	2	3	4	1	2	3	4	1	2	3	4	1	2	3	4
Sterling Gray	1	2	3	4	1	2	3	4	1	2	3	4	1	2	3	4
Green Gem	1	2	3	4	1	2	3	4	1	2	3	4	1	2	3	4
Tuxedo Black	1	2	3	4	1	2	3	4	1	2	3	4	1	2	3	4

<sup>1</sup> Not available on XLT Wagon <sup>2</sup> Standard on XLT Wagon <sup>3</sup> Not available on XL Wagon or XLT LWB/LWB EL

<sup>1</sup>Fleet only. Not available on XLT Wagon. Colors are representative only. See your dealer for actual paint/trim options.



*Transit 250 MR LWB Van in Lunar Sky customized with keyless entry keypad, Ford Commercial Graphics by 3M Original Wraps,<sup>1</sup> roof crossbars, heavy-duty splash guards with stainless steel inserts, side window deflectors, and 16" aluminum wheels*

*Remote start systems*

*All-weather floor mats*

*Trailer hitch assembly*

*Back-up alarm by ECCO<sup>®1</sup>*

#### **Exterior**

Splash guards

#### **Trailer Towing Accessories**

Trailer hitch balls

Trailer hitch drawbars

#### **Wheels**

Wheel lock kit

#### **Interior**

Ash cup/coin holders

Carpeted floor mats

Interior light kit

Interior rear window grilles

Soft cargo cooler bag

Soft cargo organizer  
(large and standard sizes)

#### **Electronics**

Forward or reverse bumper-mounted warning sensors by Rosen<sup>®1</sup>

Portable DVD rear-seat entertainment systems by NextBase<sup>®1</sup>

Vehicle Security System

**custom**  
accessories 

accessories.ford.com

<sup>1</sup>Ford Licensed Accessory.



# 2015 TRANSIT



[ford.com](http://ford.com)

**New Vehicle Limited Warranty.** We want your Ford Transit ownership experience to be the best it can be. Under this warranty, your new vehicle comes with 3-year/36,000-mile bumper-to-bumper coverage, 5-year/60,000-mile Powertrain Warranty coverage, 5-year/60,000-mile safety restraint coverage, and 5-year/unlimited-mile corrosion (perforation) coverage—all with no deductible. The Ford 3.2L Power Stroke® 1-5 Turbo Diesel engine gets 5-year/100,000-mile warranty coverage. Please ask your Ford Dealer for a copy of this limited warranty.

**Roadside Assistance.** Covers your vehicle for 5 years or 60,000 miles, so you have the security of knowing that help may be only a phone call away should you run out of fuel, lock yourself out of the vehicle or need towing. Your Ford Dealer can provide complete details on all of these advantages.

**Business Preferred Network.** Each of the select dealerships in our Business Preferred Network (BPN) is committed to providing quality commercial-oriented products and service, as well as special financing and billing arrangements, to businesses that rely on Ford products. As a BPN customer, your business vehicles receive priority service at your BPN dealership to help get your vehicle back on the road quickly.

**Financial Services.** Our commercial purchase plans and lines of credit offer attractive rates, negotiable terms and business-friendly options. If you prefer to lease, our CommercialLease™ programs offer a wide variety of package options to meet your needs. For additional information, please visit our website at [fordcredit.com/comlend](http://fordcredit.com/comlend).

**Ford Credit.** Get the ride you want. Whether you plan to lease or finance, you'll find the choices that are right for you at Ford Credit. Ask your Ford Dealer for details or check us out at [fordcredit.com](http://fordcredit.com).

**Ford Extended Service Plan.** For a purchase or lease, the Ford Extended Service Plan (ESP) gives you peace-of-mind protection designed to cover key vehicle components and protect you from the cost of unexpected repairs. Ask your dealer for a Ford ESP, the only service contract backed exclusively by Ford and honored at all Ford dealerships.

**Insurance Services.** Get Ford Motor Company quality in your auto insurance. Our program offers industry-leading benefits and competitive rates. Call 1-877-367-3847, or visit us at [fordvip.com](http://fordvip.com) for a no-obligation quote. Insurance offered by American Road Services Company (in CA, American Road Insurance Agency), a licensed agency and subsidiary of Ford Motor Company.

**Genuine Ford Accessories** will be warranted for whichever provides you the greatest benefit: 24 months unlimited mileage, or the remainder of your Bumper-to-Bumper 3-year/36,000-mile New Vehicle Limited Warranty. Ford Licensed Accessories (FLA) are warranted by the accessory manufacturer's warranty. Ford Licensed Accessories are fully designed and developed by the accessory manufacturer and have not been designed or tested to Ford Motor Company engineering requirements. Contact your Ford Dealer for details and/or a copy of all limited warranties.

Comparisons based on competitive Full-Size Vans, publicly available information and Ford certification data at time of release. Some features may be optional. Vehicles may be shown with optional and aftermarket equipment. Features may be offered only in combination with other options or subject to additional ordering requirements/limitations. Dimensions/capability ratings shown may vary due to optional features and/or production variability. Information is provided on an "as is" basis and could include technical, typographical or other errors. Ford makes no warranties, representations, or guarantees of any kind, express or implied, including but not limited to, accuracy, currency, or completeness, the operation of the information, materials, content, availability, and products. Ford reserves the right to change product specifications, pricing and equipment at any time without incurring obligations. Your Ford Dealer is the best source of the most up-to-date information on Ford vehicles. Body manufacturers are responsible for compliance certification of the completed vehicle. The Ford New Vehicle Limited Warranty and any government certification made by Ford shall cover only the vehicle as manufactured by Ford and shall not extend to any addition, modification or change of or to the vehicle by the Ford Authorized Pool Account.

After trial period expires, SiriusXM Satellite Radio, SiriusXM Traffic and Travel Link subscriptions are sold separately or as a package, and are continuous until you call SiriusXM to cancel. See SiriusXM Customer Agreement for complete terms at [www.siriusxm.com](http://www.siriusxm.com). SiriusXM Traffic and Travel Link available in select markets. For more information, see [www.siriusxm.com/travellink](http://www.siriusxm.com/travellink) or [www.siriusxm.com/traffic](http://www.siriusxm.com/traffic). Sirius, XM and all related marks and logos are trademarks of Sirius XM Radio Inc. HD Radio is a proprietary trademark of iBiquity Digital Corp. iPod is a trademark of Apple Inc., registered in the U.S. and other countries. Knapheide is a registered trademark of The Knapheide Manufacturing Company. MobilityWorks is a registered trademark of WMK, Inc. Sortimo is a registered trademark of Sortimo International GmbH. The Bluetooth word mark is a trademark of the Bluetooth SIG, Inc.

Follow Ford:

