

1979

COLT

The new shift to economy





Dodge Colt (left) and Plymouth Colt (right) with Optional Sport Package

COLT THREE-DOOR HATCHBACK is an all-new entry in 1979. Its 1.4-litre engine and small size make it quick and nimble with good stability. Front-wheel drive and a transverse-mounted engine supply excellent traction and stability in all weather conditions. The hatchback body boasts interior room and visibility. All the quality features of the other Colt models are found on the three-door hatchback.

Ride . . . control and handling characteristics are of a high calibre with independent front and rear suspensions and rack-and-pinion steering.

The Colt Custom three-door hatchback is available with all the features of the standard Colt three-door, as well as many others, such as, remote liftgate opener, floor console, and sport steering wheel, to make the Custom a great value.

Also available is a Sport Package which includes more equipment to make your three-door hatchback a standout.



Colt Three-Door Hatchback



COLT THREE-DOOR HATCHBACK INTERIOR features all-vinyl bucket seats with dual reclining seats. The Custom hatchback's standard interior provides for cloth-and-vinyl bucket seats and a Premium Trim Package of cloth-and-vinyl is also available. The rear seat folds down providing 776 dm³ (27.4 cu. ft.) of cargo space.



4 x 2 "Super-Shift" manual transmission is standard on the custom three-door hatchback. In addition to the four speeds, a smaller lever allows the driver to select two final drive ratios, "Power" or "Economy". That's why it's called 4 x 2 "Super-Shift".




COLT TWO-DOOR COUPE

You may be surprised when you consider the standard appointments. Colt, with a 1.6-litre, 4-cylinder engine is a "miser" on gas. No miser on comfort ... room for four adults, reclining bucket seats, carpeting, tinted glass, power front disc brakes, and a locking fuel filler door are standard. And there's more!



The INSTRUMENT CLUSTER shows the attention to your needs. The adjustable steering column is standard on all models. A trip odometer, 3-way fingertip control centre, and woodtone trim are standard as well.



INTERIORS are tailored to the individual models. This coupe is equipped with all-vinyl, low-back bucket seats. The integral headrests and dual reclining bucket seats are standard. So is the tinted glass, 4-speed manual transmission and electrically heated rear window.

You'll be pleased with Colt's seating comfort and the convenience of individual bucket seats. Carpeting adds just the right touch to Colt's interiors. Like so many other Colt features, it's standard.



COLT FOUR-DOOR SEDAN

Four doors for convenience . . . 4-cylinder engine for economy . . . and forced air ventilation to make your trips more enjoyable. A parcel tray takes care of the small items you carry and there's 180 dm³ (6.4 cu. ft.) in the trunk. Of course, all the quality standard features available on the coupe are provided in the four-door sedan.



Four-speed manual transmission adds fun and flexibility to your driving. It's standard on your Colt. You'll like its smooth shifting and the control you have to handle driving conditions.



INTERIOR of the four-door sedan features practical all-vinyl or cloth-and-vinyl low-back bucket seats. The integral headrests are adjustable and for solid comfort . . . dual reclining seat backs.

Colt four-door sedan interiors are roomy enough for four adult passengers. Seat and trim materials are durable and easy to keep clean. Ample glass areas, front, side, and rear, supply excellent visibility.



COLT WAGON... choice when your needs call for cargo-carrying space. There's 1671 dm³ (59.0 cu. ft.) of it. That will carry a lot of kids... cargo... or both. Four-door space, the kind of convenience you expect and get from Colt. The 2.0-litre engine and standard 5-speed transmission provide spirited performance with great fuel economy. The glass is tinted, ventilation is forced-air, bumpers are energy absorbing with rubber ends to minimize damage, power front disc brakes for safety, clock, and the quality features of the other Colt models.



An Estate Wagon Package with cloth-and-vinyl seats, simulated woodgrain side panels, and other equipment is optional... and helps you go... with more style.

The full-opening liftgate with low loading height makes it easier to load... and unload.

Wagon interiors, in red or cashmere, are all-vinyl making them easy to care for. They will keep their good looks a long time. Integral adjustable headrests tailor them to the driver and passenger. Best of all, both bucket seats recline for "catnapping" when you're stopped during long trips.



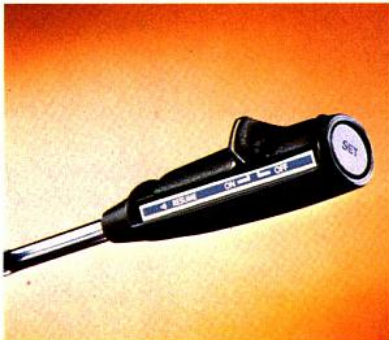
Five-speed transmission, with an overdrive ratio in fifth gear, is standard on the Colt wagon. It's fully synchronized and provides performance with economy. The low overdrive gear ratio will reduce engine wear on long trips.



MAKE COLT "YOUR COLT" WITH OPTIONS



REAR WINDOW WIPER AND WASHER. A definite safety option. Allows you to wash and wipe the rear window of dust, snow, or splatter. Clears your vision from the rear. (Standard on the Sport Package. Optional on Colt Wagon.)



AUTOMATIC SPEED CONTROL. The more highway travelling you do... the more you'll need this option. Set your cruising speed... and go... until you brake, speed up, or disengage. (Station Wagon only).



TORQUEFLITE AUTOMATIC TRANSMISSION. Chrysler's own proven 3-speed automatic transmission to ease up on your driving. It's smooth and efficient in city or highway driving.



AM/FM RADIO. Keep yourself posted on the news... keep yourself entertained with your favourite programs with a smartly styled radio. It's solid state with push-button control.

Engine and Transmission Specifications

Engine Specifications

| | 4 Cylinder | | | | |
|-------------------------------------|---|------------|------------|-----------------------|-----------------------|
| | 1.4 | 1.6 (a) | 1.6 (b) | 2.0 "Silent Shaft" | 2.6 "Silent Shaft" |
| Displacement (litres) | | | | | |
| Installed Net Power (kW @ R.P.M.) | 54 @ 5500 | 62 @ 5500 | 63 @ 5500 | 72 @ 5500 | 80 @ 5000 |
| (H.P. @ R.P.M.) | 73 @ 5500 | 83 @ 5500 | 85 @ 5500 | 96 @ 5500 | 108 @ 5000 |
| Installed Net Torque (N·m @ R.P.M.) | 108 @ 3500 | 121 @ 3500 | 121 @ 3500 | 148 @ 3500 | 190 @ 2500 |
| (lb-ft. @ R.P.M.) | 80 @ 3500 | 89 @ 3500 | 89 @ 3500 | 109 @ 3500 | 140 @ 2500 |
| Compression Ratio | 8.8:1 | 8.5:1 | 8.5:1 | 8.5:1 | 8.2:1 |
| Air Cleaner | Dry Type Replaceable element | | | | |
| Carburetor | 2 Barrel | 2 Barrel | 2 Barrel | 2 Barrel | 2 Barrel |
| Cooling System | Forced Circulation includes Coolant Overflow Bottle | | | | |
| Alternator—12 volt | 45 amp. | 45 amp. | 45 amp. | 50 amp. | 50 amp. |
| Battery—12 volt | 310 amp. | 310 amp. | 310 amp. | 370 amp. | 370 amp. |
| Fan Blades | 4 (c) | 5 (c) | 5 (c) | 6 | 6 |
| Oil Capacity without filter—litres | 3.0 | 3.5 | 3.5 | 3.8 | 4.5 |
| —quarts | 2.6 | 3.1 | 3.1 | 3.3 | 4.0 |
| Oil filter—0.5 litre capacity | Full Flow Throw-away | | | | |

(a) Coupes and Sedans: A 1.6 litre "Silent Shaft" engine is available on coupes and sedans with optional automatic transmission.

(b) Colt Custom 3-Door Hatchback.

(c) 4-Blade thermostatically controlled electric fan on Colt 3-Door Hatchback models, 5-Blade engine-driven fan on Colt Coupe and Sedan models.

Engine Availability by Model

| | 4 Cylinders | | | |
|-----------------------------|-------------|---------------|-----------|-----------|
| | 1.4 litre | 1.6 (a) litre | 2.0 litre | 2.6 litre |
| Three-Door Hatchback | Standard | N.A. | N.A. | N.A. |
| Custom Three-Door Hatchback | N.A. | Standard | N.A. | N.A. |
| Two-Door Coupe | N.A. | Standard | N.A. | N.A. |
| Four-Door Sedan | N.A. | Standard | N.A. | N.A. |
| Station Wagon | N.A. | N.A. | Standard | Optional |

(a) A 1.6 litre "Silent Shaft" engine is available on coupes and sedans with optional automatic transmission.

N.A. Not available.

COLT

Standard Equipment Features

ADJUSTABLE STEERING COLUMN—
(Except 3-Door Hatchback)
ASH RECEIVERS—Instrument panel
*BODY—Unibody construction combines
body and frame into one solid, strong
unit. Seven-stage anti-corrosion process
*BRAKES—Front—Power disc
Rear—Drum
*BUMPERS—Hydraulic energy-absorbing
units restrict damage to bumpers and
filler panels at impact speeds up to
8 km/h (5 mph), front and rear
CARPETING—Colour-keyed
CIGARETTE LIGHTER
CLOCK—Electric (Station Wagon only)
*DOORS—Safety action recessed door
handles, keyless locking system.
Interlocking non-override door locks
(except driver's door)
ELECTRICALLY HEATED REAR WINDOW
DEFROSTER
GLASS—Tinted all windows (except
3-Door Hatchback)
HEADLINING—Reinforced headliner of
perforated hardboard
HEATER/DEFROSTER—With upper level
ventilation
HOOD RELEASE—Inside
HORN—Single

IGNITION—Electronic Ignition System
eliminates breaker points and condenser.
Reduces tune-ups and emissions.
Provides easier starting

*INSTRUMENT PANEL AND CONTROLS—
Padded woodtone instrument panel
(2-Door Coupe and 4-Door Sedan)
includes: fuel and coolant temperature
gauges, integrated brake fluid pressure
loss-parking brake warning indicator,
"key-left-in-ignition" warning buzzer and
locking glove box

LIGHTS—Single headlights (Hatchback,
Coupe and Sedan), dual side by side
headlights (Station Wagon), taillights,
stoplights and backup lights, side
marker lights and reflectors, dome light
with front door courtesy switches, turn
signal lights with lane change feature,
4-way emergency flasher

*LOCKS—Anti-theft ignition, break-in
resistant trunk lock and fuel filler cap
MIRRORS—Outside, manual, left rearview.
Inside, rearview, balljoint-mounted,
non-prismatic

MOULDINGS—Windshield and backlight.
Drip rail moulding (except 3-Door
Hatchback). Sill moulding (2-Door Coupe
and 4-Door Sedan). Belt line moulding
(4-Door Sedan and Wagon). Wheel lip
moulding (4-Door Sedan)

QUARTER WINDOWS—Flipper type
(3-Door Hatchback and 2-Door Coupe)

*SEATS BELTS—Combined lap and
shoulder unbelt system for driver and
front outboard passenger with tension
reliever release. Lap belts for all
remaining passengers

SEATS—All-vinyl low-back bucket seats
with dual reclining seat backs and
integral adjustable head restraints.
Cloth-and-vinyl choice also available on
4-Door Sedan and Colt Custom 3-Door
Hatchback and cloth on Wagon

SPEEDOMETER—Dual calibrated (km/h
and mph) with metric predominant

*STEERING—Manual with impact-absorbing
column and wheel

STEERING WHEEL—Sport type with soft
rim (4-Door Sedan and 4-Door Wagon)

TIRES—White sidewall radials

TRANSMISSION—4-speed manual with
floor shifter synchronized in all forward
gears (2-Door Coupe and 4-Door Sedan).
4 x 2 manual transmission with floor
shifter (3-Door Hatchback) 5-speed
manual (Station Wagon)

TRIP ODOMETER

WHEELS—13-inch safety-rim (3-Door
Hatchback, 2-Door Coupe and 4-Door
Sedan). 14-inch safety-rim
(4-Door Wagon)

WINDSHIELD WIPER/WASHER—Dual
with overlap wipe pattern. Pulse-wipe
feature (3-Door Hatchback)

*Safety Features

Selected Optional Equipment

| | Three-Door Hatchback | Two-Door Coupe | Four-Door Sedan | Four-Door Station Wagon |
|------------------------------------|-------------------------|-------------------|--------------------|----------------------------|
| Automatic Speed Control | — | — | — | \$ |
| Engines—1.6 litre "Silent Shaft" | — | \$ (b) | \$ (b) | — |
| —2.0 litre "Silent Shaft" | — | — | — | Std. |
| —2.6 litre "Silent Shaft" | — | — | — | Std. (a) |
| Estate Wagon Package | — | — | — | \$ |
| Feature Model Package | \$ | — | — | — |
| Intermittent and Rear Wiper/Washer | — | — | — | \$ |
| Power Steering | — | — | — | \$ |
| Radio—AM pushbutton | \$ | \$ | \$ | \$ |
| —AM/FM pushbutton | \$ | \$ | \$ | \$ |
| Roof Luggage Rack | — | — | — | \$ |
| Transmission—3 Speed Automatic | — | \$ | \$ | \$ |
| Wheel Trim Rings | \$ | \$ | \$ | \$ |

— Not available

Std. Standard Equipment (a) with Estate Wagon Package

\$ Optional Equipment (b) with optional automatic transmission

Colt — Basic Specifications

Transmission Availability by Engine

| | 4 Cylinders | | | |
|--|-------------|---------------|-----------|-----------|
| | 1.4 litre | 1.6 (a) litre | 2.0 litre | 2.6 litre |
| Three-Door Hatchback—4x2 "Super Shift" Manual | Standard | N.A. | N.A. | N.A. |
| Custom Three-Door Hatchback—4x2 "Super Shift" Manual | N.A. | Standard | N.A. | N.A. |
| Two-Door Coupe—4 Speed Manual | N.A. | Standard | N.A. | N.A. |
| —3 Speed Automatic | N.A. | Optional | N.A. | N.A. |
| Four-Door Sedan—4 Speed Manual | N.A. | Standard | N.A. | N.A. |
| —3 Speed Automatic | N.A. | Optional | N.A. | N.A. |
| Station Wagon—5 Speed Manual | N.A. | N.A. | Standard | Optional |
| —3 Speed Automatic | N.A. | N.A. | N.A. | Optional |

(a) A 1.6 litre "Silent Shaft" engine is available on coupes and sedans with optional automatic transmission.

N.A. Not available.

Colt - Basic Specifications

Interior Dimensions

| | Three-Door Hatchback | | Two-Door Coupe | | Four-Door Sedan | | Four-Door Station Wagon | |
|--------------------------|----------------------|---------------------|----------------|--------|-----------------|--------|-------------------------|----------|
| | Millimetres | Inches | Millimetres | Inches | Millimetres | Inches | Millimetres | Inches |
| Effective Headroom—front | 935 | 36.8 | 935 | 36.8 | 935 | 36.8 | 945 | 37.2 |
| —rear | 915 | 36.0 | 935 | 36.8 | 935 | 36.8 | 920 | 36.2 |
| Effective Legroom—front | 1030 | 40.6 | 1015 | 40.0 | 1015 | 40.0 | 1060 | 41.7 |
| —rear | 755 | 29.7 | 775 | 30.5 | 775 | 30.5 | 820 | 32.3 |
| Shoulder Room—front | 1295 | 51.0 | 1240 | 48.8 | 1240 | 48.8 | 1340 | 52.8 |
| —rear | 1330 | 52.4 | 1240 | 48.8 | 1240 | 48.8 | 1320 | 52.0 |
| Hip Room—front | 1310 | 51.6 | 1275 | 50.2 | 1275 | 50.2 | 1355 | 53.3 |
| —rear | 1300 | 51.2 | 1275 | 50.2 | 1275 | 50.2 | 1340 | 52.8 |
| Storage—dm ³ | 184 (1) | | 180 | | 180 | | 1671 (2) | |
| —cu. ft. | 776 (2) | 6.5 (1) 27.4 (2) | | 6.4 | | 6.4 | | 59.0 (2) |

(1) With rear seat back raised.

(2) with rear seat back lowered.

Exterior Dimensions


| | Three-Door Hatchback | | Two-Door Coupe | | Four-Door Sedan | | Four-Door Station Wagon | |
|-----------------------|----------------------|--------|----------------|--------|-----------------|--------|-------------------------|--------|
| | Millimetres | Inches | Millimetres | Inches | Millimetres | Inches | Millimetres | Inches |
| Wheelbase | 2300 | 90.6 | 2340 | 92.1 | 2340 | 92.1 | 2515 | 99.0 |
| Overall length (a) | 3985 | 156.8 | 4130 | 162.6 | 4130 | 162.6 | 4555 | 179.3 |
| Overall width | 1585 | 62.2 | 1535 | 60.4 | 1545 | 60.8 | 1655 | 65.2 |
| Overall height | 1285 | 50.6 | 1330 | 52.4 | 1320 | 52.4 | 1330 | 52.4 |
| Track—front | 1370 | 53.9 | 1300 | 51.2 | 1300 | 51.2 | 1370 | 53.9 |
| —rear | 1340 | 52.8 | 1270 | 50.0 | 1270 | 50.0 | 1355 | 53.3 |
| Curb weight—kilograms | 818 | | 916 | | 950 | | 1198 | |
| —pounds | | 1803 | | 2019 | | 2094 | | 2641 |

(a) Includes bumper guards.

Station Wagon — Cargo Compartment

| | Millimetres | Inches |
|--|-------------|--------|
| Height—Floor to roof at liftgate opening | 710 | 28.0 |
| Length—2nd seat to end of open liftgate | 1190 | 46.9 |
| —2nd seat to closed liftgate | 1155 | 45.5 |
| —Front seat to end of open liftgate | 1850 | 72.8 |
| —Front seat to closed liftgate | 1815 | 71.4 |
| Width—Floor at liftgate opening | 1090 | 42.9 |
| —Floor between wheelhousing | 1005 | 39.6 |
| —At beltline | 1285 | 50.6 |
| Cargo Compartment loading height | 770 | 30.3 |
| Cargo Volume—dm ³ | 1671 | |
| —cu. ft. | | 59.0 |


Colt . . . Protected by Chrysler's 36 month Anti-Corrosion Warranty



BUY OR LEASE

Printed in Canada

All product illustrations and specifications are based on authorized information. Although descriptions are believed correct at publication approval, accuracy cannot be guaranteed. Some of the equipment shown on product illustrations is optional, at extra cost. Chrysler Canada Ltd. reserves the right to make changes from time to time, without notice or obligation, in prices, specifications, standard and optional equipment listed, colours and materials, and to change or discontinue models.



BUY OR LEASE

COC-79-E