

# QX30



**INFINITI**

EMPOWER THE DRIVE



INFINITI

# EMPOWER THE DRIVE

We are like you. We push ourselves beyond our comfort zone. While others might be content with making better machines, we are driven to go beyond—to design cars that push human potential. We build technology to enhance your senses, striking design that demands a response and performance that makes you feel more alive. Prepare to experience the road as it was intended.



## INFINITI QX30

**Empower the drive with style.** The bespoke tool of the modern, urban driver. An all-new premium active crossover for today's needs. Bold styling and a higher ride height to rule the streets. Intelligent All-Wheel Drive to go beyond the city-limits. With an interior dressed in high gloss black lacquer and contrasted stitched leather-appointed seating to complete the package.<sup>1</sup> QX30. Dare to stand out.



EXTERIOR DESIGN

# LET YOUR STYLE RISE UP

The city is your stage, and now you're in the spotlight – with dramatic lines that stand out from the rest. Express yourself through design that is as unique as you are.



**UNDENIABLY INFINITI** The QX30 displays INFINITI's DNA in every curve. The arc of the top of the grille mirrors the arc of the bottom to form INFINITI's signature double-arch grille, while the crescent-shaped C-Pillar curves forward as if in perpetual motion.

**SIGNATURE LED LIGHTING** Inspired by the human eye, the trademark INFINITI light shape can be seen from both the front and the side. It is echoed in the taillights for a definitive character from every angle.

**DEEP DRAMATIC CREASES** A bold rising and dipping shoulder line runs the entire length of the vehicle—so deep and sharp that engineers had to develop a new type of 3D manufacturing process to create them.



**BOLD STYLING** Complementing the deep, sculpted lines that run dramatically down the side, the QX30's special wheel arches and side sills punctuate its striking design. Satin silver bumper inserts emphasise its go-anywhere nature.

**ENHANCED VIEWPOINT** Sitting higher above traffic, the ground clearance (202mm) of the QX30 gives you a greater view of what's around you and an increased capability to manoeuvre rougher roads and higher curbs.

**EXPRESSIVE WHEELS** Large 18-inch alloy wheels speak to the adventurous side of the QX30 and enhance its athletic posture.



INTERIOR DESIGN

# THE NEW SHAPE OF NONCONFORMITY

Shapes flow naturally in beautiful asymmetry, creating an inviting interior that's fresh and unique. This is design with a new view.

**FIRST IMPRESSIONS** From the driver's seat, the intersecting arcs of the interiors are refreshingly dynamic, but our designers know that your first view happens before you ever sit down. So they designed the interiors to be breathtaking the moment you open the door, from the side view as well as straight on.

**DESIGNED IN MOTION** The interior takes your movement in the real world into consideration. The way light reflects and moves across every surface was designed to evoke an emotion that enhances the driving experience.

**CARRY WITH EASE** Pop open the rear tailgate, and reveal a wide opening that makes loading and unloading easier. Clear from any obstruction, you'll have direct access to the cargo area. What's more, the 60/40 folding rear seats open up more space to carry more of your things.



# THE NEW FEEL OF INDIVIDUALITY

On every surface of the interior, you'll find high-quality softness from the same premium materials found on your favorite luxury goods.

**SUEDE-LIKE SOFTNESS** Developed by the high-fashion industry in Italy for use on surfaces you touch often, suede imparts a premium feeling to the front pillars and headliner.<sup>1</sup>

**TESTED TOUCH** We tested a range of surfaces with hundreds of people around the world to find a texture that was most pleasing to the fingertip, then exclusively created Sofilez to match it. Wherever the feel is important and durability is critical, you'll find it, like on the doors and center armrest.

**NAPPA LEATHER** This genuine leather is selected for its exceptional, clothing-quality softness.<sup>1</sup>





## SPECIAL CHOICES

# IT'S YOUR STATEMENT. BE BOLD

As unique as the interior of the QX30 may be, you can also refine it to reflect who you are.

**GRAPHITE LEATHER** The clean look of graphite leather keeps the interior of your vehicle looking sharp. Along with stitching that complements the curves inside, the premium look matches its premium feel.<sup>1</sup>

**CAFÉ TEAK** Traditional, but nothing less than refined. Classic material meets modern reinvention with graphite stitching on brown Nappa leather-appointed upholstery.<sup>1</sup>

**WHEAT LEATHER** The natural look of wheat leather can be highlighted with a contrasting black suede appointed headliner and front pillars. Both choices work together to give the interior an open atmosphere.<sup>1</sup>





CONNECTIVITY

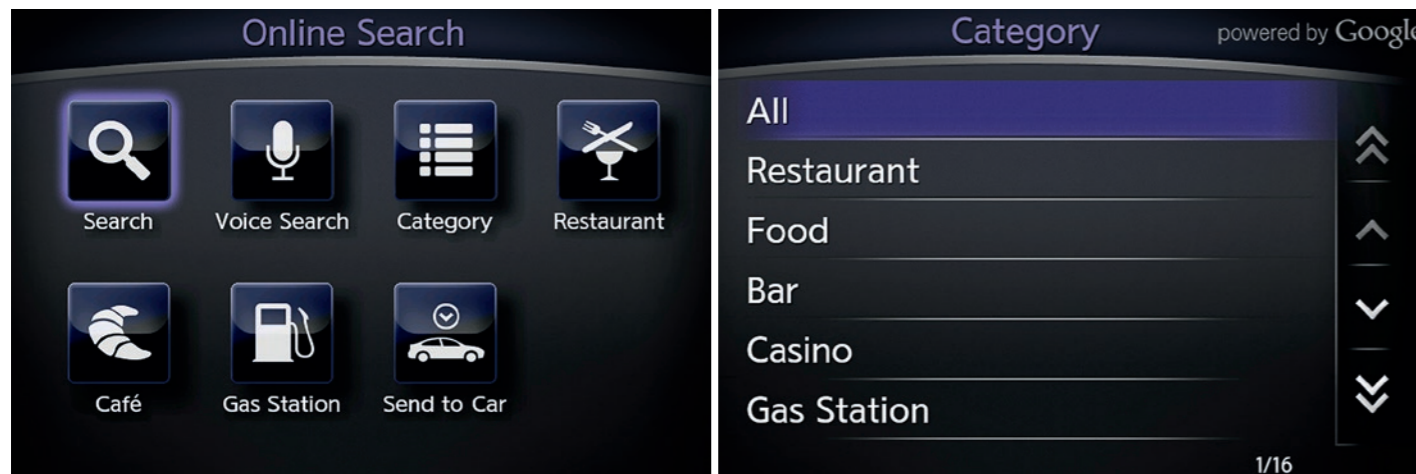
# IN TOUCH WITH YOUR CONNECTED WORLD

Your life is always moving, and INFINITI InTouch™<sup>1,3</sup> seamlessly brings your world into your car. Stay ahead and in contact with voice, text, email, calendar and music. INFINITI InTouch™ makes your world flow.

**A PREMIUM CONNECTION** Every time you get into your vehicle, connect with technology that responds like the technology you hold in your hand. After you connect your smartphone, INFINITI InTouch™ brings your world into your car, allowing you to read email or text, listen to your playlists, navigate unfamiliar streets or call your friends.<sup>1,3</sup>

**MORE OF YOUR WORLD** Personalise your vehicle to keep you moving ahead instead of catching up. Sync to a choice of apps from your smartphone to your car, and you can access your email and calendar. Even search for a destination without knowing the specific name or category, and then save it to start your journey.<sup>1,3</sup>

**ADJUSTS TO YOU** INFINITI InTouch™ delivers an intuitive experience right from your driver's seat in the manner that best suits you. Once your smartphone is connected, you can interact with the state-of-the-art system however you find easiest—through the 7-inch colour touch-screen, INFINITI Controller or voice command.<sup>1,3</sup>



**PLUG-IN CONVENIENCE** Two USB ports give you twice the opportunities. Get instant access to your music library. Charge your smartphone. Listen to tunes on a USB stick or drive. An optional 10-speaker Bose® Premium audio system will transform your vehicle into a mobile sound studio.<sup>1</sup>

**BLUETOOTH® STREAMING AUDIO** Turn your synced Bluetooth®-enabled smartphone into a source of music, and listen to your top playlists over the vehicle's audio system.

**HANDS-FREE VERSATILITY** With the INFINITI Bluetooth® Hands-free Phone System, you can make and receive wireless calls using voice recognition. No fumbling. No need for a headset. Just press a button on the steering wheel.





ENGINEERING

# EVERY SENSE IS HEIGHTENED AND QUICKENED

From the feel of acceleration to the song of the engine, we've amplified the experience of power and the connection to every movement.

**DUAL CLUTCH TRANSMISSION** Shift delays are becoming an ancient artifact. The transmission uses one clutch for even gears and another for the odd gears. The next gear is already pre-selected, and the result is smooth, quick gear changes you'll almost never notice.

**A CONTINUOUS RUSH** By precisely tuning the engine to unleash torque at a broader rev range, the force you feel seems to increase the faster you go. So acceleration swell feels more like a limitless rush than a momentary thrill.

**INTUITIVE TRACTION** Intelligent All-Wheel Drive adjusts for better traction by sending anywhere from zero to 50% of the power to the rear wheels, enhancing traction and control when conditions are compromised. When all-wheel drive is not needed, 100% of the power is channeled to the front wheels.

**DRIVE MODE SELECTOR** Select a driving experience that fits your needs of the moment: Eco Mode, which helps increase fuel economy; Manual Mode, which allows you to upshift and downshift manually using the paddle shifters; and Sport Mode, which sharpens throttle response to deliver dynamic performance.

## 2.0 PETROL

211 HP | 42,2 MPG

## 2.2 DIESEL

170 HP | 57,6 MPG







## SAFETY

# INNOVATIVE TECHNOLOGY HELPS YOU TO SEE CLEARLY WHILST AVOIDING OBSTRUCTIONS

A unique combination of active and passive safety innovations enhance your ability to respond instinctively.

**RECOGNISING DANGER** Forward Emergency Braking<sup>4</sup> looks ahead, and if the closing distance between you and the vehicle in front rapidly decreases, it can warn you visually and audibly. If deceleration is required, the brakes can be applied to help minimise the severity of a collision—or even help prevent one.

**HELPING YOU STAY IN CONTROL** Comparing actual vehicle cornering performance to the driver's input, Vehicle Dynamic Control adjusts power levels and applies appropriate brake pressure to individual wheels to help correct oversteer or understeer, helping keep the vehicle on the steered path. Working in tandem, the Traction Control System senses wheelspin and automatically helps give you a surer foothold.

**MAXIMISE STOPPING POWER** Electronic Brake Force Distribution adjusts the amount of pressure applied to the front and rear wheels to help improve braking performance and reduce front-end dive.

**SENSES WHERE YOU CAN'T SEE** The Blind Spot Warning System<sup>1-5</sup> uses sensors to help detect and alert you to a vehicle entering the blind spot area in an adjacent lane. First, the warning light illuminates—then, if you signal to change lanes, a warning sounds.

**ENHANCED PROTECTION** Based on the severity of the crash and seat belt usage, the INFINITI Advanced Air Bag System adjusts inflation in the dual-stage front supplemental air bags. Also featured are front seat-mounted side-impact supplemental air bags and roof-mounted curtain side-impact supplemental air bags with rollover sensor.<sup>8</sup>

**REDUCING FORCE** In the event of a collision, advanced front and rear crumple zones deform gradually to help absorb the energy of the impact, while the rear-end structure provides exceptional strength for its relatively short length.





CONVENIENCE

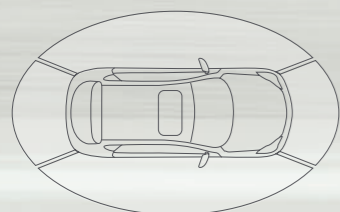
# EASY TO PARK FROM ANY ANGLE

Discover an inherent ease within the QX30's combination of awareness innovations and parking assistance technologies.<sup>1</sup> It's engineering that intuitively extends your ability to manoeuvre in and around tight spaces.

**SEE EVERY SIDE** Gain a new perspective on what's around you. The Around View<sup>®</sup> Monitor with Moving Object Detection and Front and Rear Sonar System,<sup>1,2</sup> means it's easy to see and manoeuvre in even the tightest spaces. Four cameras and one virtual 360° view from above elevate your parking expertise, alerting you when a moving object is detected close by.

**MOVING OBJECT DETECTION<sup>1,2</sup>** The four cameras not only give you an impressive view, they help keep watch as well. A chime alerts you when a moving object is detected, and the appropriate camera is highlighted to show you which side of the vehicle.

**AUTOMATIC PARK ASSISTANCE<sup>1</sup>** A first for INFINITI, this advanced system uses a combination of 12 sensors to identify a parking area large enough for the QX30. Simply engage the gear shift, press a button to confirm, and operate the accelerator and brake pedal. Your vehicle will steer itself smoothly—reversing-in or parallel parking into a spot.



12 SENSORS | 360° VIEW | 4 CAMERAS



TRAFFIC TECHNOLOGY

# MASTER THE WAY YOU MOVE THROUGH TRAFFIC

Whether the roads are clear, chaotic or constantly changing, intelligent technologies help guide you through the action.



**NAVIGATE EASIER** Find your way through busy streets and unfamiliar territory. INFINITI InTouch™ Navigation<sup>1,3</sup> lets you choose a view that's most intuitive to you—3D building graphics or 3D Birdview perspective. Lane Guidance will also help escort you to exactly where you need to be for exits and interchanges.


**MAINTAIN YOUR LANE** The Lane Departure Warning System<sup>1,6</sup> monitors lane markings and can alert you with a vibration in the steering wheel so you can correct your line before you leave your lane.

**MANAGE YOUR PACE** Set your desired speed and distance and Intelligent Cruise Control (Full-Speed Range) can automatically adjust your speed in slowing traffic. When traffic speeds resume, Intelligent Cruise Control can bring you back up to your preset speed and distance.<sup>1,7</sup>



# MAKE IT UNIQUELY YOURS

## EXTERIOR COLORS



## WHEELS



18" RESURFACED LIGHT ALLOY WHEELS WITH 5 DOUBLE-SPOKES, SNOWFLAKE DESIGN, 235/50R18 TYRES

## INTERIOR COLORS



## INTERIOR TRIM



## STYLE PACK



## DISCLAIMERS

INFINITI Europe, Division of Nissan International SA, CH-550-1047524-0, Z.A. La Pièce – Bât. B2, Route de l'Etraz, 1180 Rolle, Switzerland

This brochure is intended for general descriptive and informational purposes only. It is subject to change and does not constitute an offer, representation or warranty (express or implied) by INFINITI Europe. Before relying on this brochure to make a purchase decision, interested parties should directly contact the INFINITI Centre to confirm the accuracy of any information given herein and how it relates to a specific vehicle. INFINITI Europe reserves the right to make changes, at any time, without prior notice, in prices, colours, materials, equipment, specifications and models and to discontinue models or equipment. Due to continuous product development and other pre- and post-production factors, the actual vehicle, materials and specifications may vary from this brochure. Some vehicles are shown with optional equipment. See the actual vehicle for complete accuracy. Availability and delivery times for particular models or equipment may vary. Specifications, options and accessories may differ in other countries. For additional information on availability, options or accessories, contact your INFINITI Centre.

INFINITI has taken care to ensure that the colour swatches presented here are the closest possible representations of actual vehicle colours. Swatches may vary slightly due to the printing process and whether viewed in daylight, fluorescent or incandescent light. Please see the actual colours at your local INFINITI Centre.

**1** Available on selected models and/or at extra cost. **2** Around View Monitor and Moving Object Detection cannot completely eliminate blind spots and may not detect every object. Moving Object Detection operates at vehicle speeds below 5mph (8km/h). Always check surroundings and turn to look behind you before moving vehicle. **3** Only available in combination with INFINITI InTouch navigation system. Some InTouch services require subscriptions and compatible device. For more information about InTouch, visit the INFINITI website. **4** Predictive Forward Collision Warning and Forward Collision Stop are intended to warn you before a collision occurs; they cannot prevent a collision and are not a replacement for responsible driving. They may not provide warning or braking in certain conditions. Speed and other limitations apply. Never rely solely on any driver aids. **5** Blind Spot Warning is not a substitute for the driver following proper lane change procedures. The system will not prevent contact with other vehicles or accidents. It may not detect every vehicle or object around you. **6** Lane Departure Warning operates only when the lane markings are clearly visible. May not detect the lane markers in certain road, weather or driving conditions. It cannot prevent accidents or loss of control. Speed and other limitations apply. See Owner's Manual for details. It is the driver's responsibility to be in control of the vehicle at all times. **7** Intelligent Cruise Control is not a collision avoidance system or warning device. Designed to use limited braking. Failure to apply the brakes could result in an accident. **8** Air bags are only a supplemental restraint system; always wear your seat belt. Even with the occupant-classification sensor, rear-facing child restraints should not be placed in the front-passenger's seat. All children 12 and under should ride in the rear seat properly secured in child restraints, booster seats, or seat belts according to their size. Air bags will only inflate in certain accidents; see your Owner's Manual for more details.

For further details on all features, visit the INFINITI website or see Owner's Manual. GIVE PRIORITY TO SAFETY.

Bluetooth word mark and logos are owned by Bluetooth SIG, Inc., and any use of such marks by INFINITI is under license. Bose is a registered trademark of the Bose Corporation.

For UK: Fuel economy figures for the QX30 range: mpg (l/100km). Urban 32.5 – 47.1 (8.7 – 6.0), Extra Urban 51.4 – 65.7 (5.5 – 4.3), Combined 42.2 – 57.6 (6.7 – 4.9). CO<sub>2</sub> emissions 128 – 155 g/km.

Fuel economy figures are obtained from laboratory testing and are intended for comparisons between vehicles and may not reflect real driving results.

Optional equipment, maintenance, driving behaviour, road and weather conditions may affect the official results.



#INFINITIF1


# RENAULT SPORT FORMULA ONE™ TEAM

INFINITI is proud to be technical partner  
of the Renault Sport Formula One™ team.

INFINITI is technical partner of the Renault Sport Formula One™  
Team for the co-development of the Power Unit's Energy Recovery  
System, which recovers and deploys electric energy to boost the  
internal combustion engine.

The INFINITI Engineering Academy is a global search and training  
programme for the most talented students in engineering to be placed  
at INFINITI Technical Centre and Renault Sport Formula One™ Team  
facilities.



 | **RENAULT SPORT**  
INFINITI | FORMULA ONE™ TEAM  
TECHNICAL PARTNER



# DRIVEN BY DESIRE

Design doesn't answer to logic, it answers to the heart. It begins with the artist drawing a simple line, curve or shape and loving something in it that must be fully expressed. To INFINITI, design is more than a passion, it is part of our business DNA.



In synthesis with powerful design, purity of form rises above style. Through sweeping lines and arching curves, the thing we place above all else is the artist. His sense of the future.

ALFONSO ALBAISA  
ALFONSO ALBAISA  
INFINITI DESIGN DIRECTOR

QX Sport Inspiration

WHEN A BRAND IS LED BY DESIGN, that becomes the brand's way of communicating. Every vehicle gives voice to that language through the harmony of striking lines, liquid curves and muscular stance. Proprietary elements, including the double arch grille and crescent cut, distinctly express the INFINITI design-led approach to product development and business vision. Fuelled by the power of design, an INFINITI concept car is a glimpse into tomorrow as it develops from being a sketch on the artist's table to taking its rightful place on the road.



---

# UNDENIABLE PRESENCE. UNFORGETTABLE EXPERIENCE

---

The INFINITI vehicle range defies convention and redefines the premium segment through empowering technologies and expressive design.

ESTABLISHED IN 1989, INFINITI has now grown to include saloons, coupés, convertibles, crossovers and SUVs in its line-up and spans 50 countries worldwide. INFINITI is unique and distinctive - not trying to be all things to all people, but everything to some people. At the heart of the INFINITI brand is a history of human attentiveness where the belief that the total ownership experience is much more important than just the car itself, coupled with a commitment to delivering a more empowering, more assured and more exhilarating driving and ownership experience.

INFINITI HAS COME to be recognised as a brand that delivers expressive and striking car design. A distinctive design crafted by human hand and delivered with a powerful and daring presence on the road. This, combined with an obsessive attention to detail and precision engineering, all contribute to the feeling that to drive an INFINITI is something special.





# FEATURES

	Premium	Premium Tech
<b>PERFORMANCE</b>		
Intelligent All-Wheel Drive system (AWD)	■	■
Stop Start system	■	■
Diesel Particulate Filter (DPF)	■	■
Eco mode switch	■	■
Speed sensitive power steering assistance	■	■
<b>SAFETY AND SECURITY</b>		
Rear parking sensors	■	–
Lane Departure Warning (LDW)	■	■
Ultrasonic alarm system	■	■
4-wheel Anti-lock Braking System (ABS), Electronic Brake force Distribution (EBD), Traction Control System (TCS) and Vehicle Dynamic Control (VDC)	■	■
Forward collision warning and stop	■	■
Tyre Pressure Monitoring System with warning (TPMS)	■	■
Hill start assist	■	■
Adaptive brake assist	■	■
Electronic parking brake	■	■
Immobilizer	■	■
Central locking	■	■
7 airbags (front driver and passenger, front hip-thorax side, front-to-rear curtain, driver's knee)	■	■
Rain sensing wipers	■	■
Auto dimming rear view mirror	■	■
Auto dimming driver's door mirror	■	■
Heated windscreen washer jets	■	■
LED daytime running light	■	■
Cruise control	■	■
Speed limiter	■	■
<b>WHEELS</b>		
18" resurfaced light alloy wheels with 5 double-spokes, snowflake design, 235/50R18 tyres	■	■
<b>EXTERIOR</b>		
Solid paint	■	■
Metallic paint	□	□
Satin chrome roof rails	■	■
Grain plastic wheel arch mouldings and side sills	■	■
Satin chrome plated inserts on front and rear bumpers	■	■
Privacy glass for rear windows and tailgate	□	□
Automatic headlight activation	■	■
Halogen headlights	■	–
LED auto-level headlights	–	■
Adaptive Front-lighting System (AFS)	–	■
Smart beam (auto high/low beam)	–	■
LED front fog lamps	■	■
LED rear combination lights	■	■
Black door mirrors with LED turning signal	■	■
Heated and electrically adjustable exterior mirrors with power folding	■	■
Puddle lamps on door mirrors	■	■
Satin chrome window trim	■	■
Dual rectangular chrome exhaust finishers	■	■
Black lacquer roof-side spoiler	■	■
Chrome overlay on the exterior door handles	–	■

	Premium	Premium Tech
<b>TECHNOLOGY ON BOARD</b>		
Touch screen infotainment system (LCD VGA 7")	■	■
Voice recognition system	■	■
Bluetooth® audio streaming with phone book functionality	■	■
I-key (keyless entry system and engine start button)	–	■
INFINITI Drive Mode Selector	■	■
Rear view camera with front and rear parking sensors with display	–	■
INFINITI InTouch navigation system	■	■
– INFINITI InTouch		
– DAB digital radio		
– Traffic sign recognition		
Safety pack	–	□
– Blind Spot Warning (BSW)		
– Automatic park assistance with Around View Monitor (AVM) and Moving Object Detection (MOD)		
– Intelligent Cruise Control (ICC)		
Tech pack	□	–
– Automatic park assistance with Around View Monitor (AVM) and Moving Object Detection (MOD)		
– Rear view camera with front and rear parking sensors with display		
– I-key (keyless entry system and engine start button)		
– Chrome overlay on the exterior door handles		
<b>COMFORT</b>		
Automatic air conditioning with dual zone climate control and rear vent centre console	■	■
Front centre armrest	■	■
Front and rear, one touch up and down, electric window	■	■
Front passenger footwell net	■	■
Attraction light	–	■
Glass roof with electric sunshade	□	□
<b>AUDIO</b>		
2 USB ports with smart phone and iPod connectivity	■	■
AM/FM audio system with single CD player	■	■
6 speaker sound system	■	■
Active Noise Cancellation (ANC) for 2.2d engine	■	■
BOSE® Premium audio system	□	□
<b>INTERIOR</b>		
Black Lacquer interior trim	■	–
Headliner in suede	–	■
Leather steering wheel and gear shift lever	■	■
Multifunction steering wheel	■	■
Manual reach and rake adjustment for steering column	■	■
Aluminium kicking plates	–	■

- Standard (no additional cost)
- Optional (at a cost)
- Not available



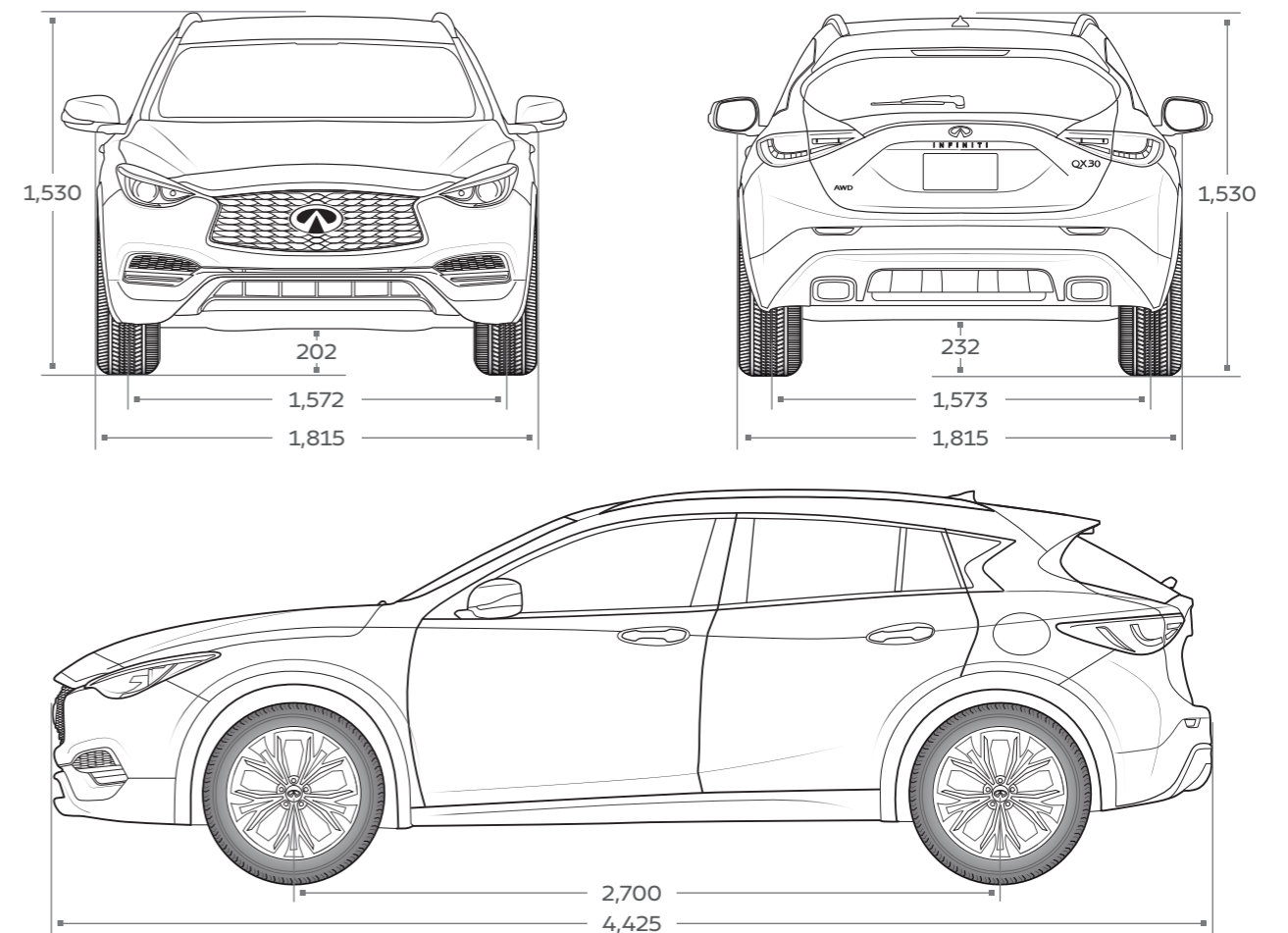
# COLOURS & TRIMS

	Premium	Premium Tech
<b>SEATS</b>		
Cloth seat facings	■	-
Nappa leather seat facings	-	■
Power front seats adjustment with memory	-	■
Driver's power lumbar support	■	■
Height adjustment on driver's and front passenger seat	■	■
Height adjustment on driver's seat	■	■
Rear centre armrest with cup holder	-	■
ISOFIX seat mounting points in the rear seats	■	■
40/60 split-folding rear seat back	■	■
Ski hatch	-	■
<b>TRUNK AREA</b>		
Tyre repair kit	■	■
<b>STYLE PACK</b>		
Café Teak	-	□
<ul style="list-style-type: none"> <li>- Chocolate Nappa leather seats with graphite inserts and black stitching</li> <li>- Satin silver door mirrors with LED turning signal</li> <li>- Aluminium kicking plates</li> <li>- Privacy glass for rear windows and tailgate</li> </ul>		

- Standard (no additional cost)
- Optional (at a cost)
- Not available

VARIANT/ENGINE AVAILABILITY	2.0t DCT AWD	2.2d DCT AWD
QX30 Premium	√	√
QX30 Premium Tech		√

			QX30 Premium	QX30 Premium Tech		QX30 Premium Tech Café Teak
			Cloth	Leather		Leather
			Graphite (G)	Graphite (G)	Wheat (C)	Chocolate brown (G)
<b>UPHOLSTERY</b>						
Interior colours (code)						
<b>EXTERIOR COLOURS</b>						
	Code	Type				
Black Obsidian	KH3	Solid	■	■	■	■
Moonlight White	QAB		□	□	□	-
Blade Silver	KY0		□	□	□	-
Graphite Shadow	KAD		□	□	□	□
Malbec Black	GAC	Metallic	□	□	□	-
Magnetic Red	NAJ		□	□	□	-
Chestnut Bronze	CAN		□	□	□	□
Ink Blue	RBN		□	□	□	-
Liquid Copper	NAX		□	□	□	□
<b>ROOF</b>						
Pebble cloth			■	-	-	-
Graphite suede			-	■	■	■
<b>INTERIOR TRIMS</b>						
Black lacquer			■	■	■	■



All dimensions are indicated in mm.



# TECHNICAL SPECIFICATIONS

	2.0t DCT AWD	2.2d DCT AWD
<b>ENGINE</b>		
Fuel type	Petrol	Diesel
Cylinders	4	4
Displacement	1,991 cc	2,143 cc
Valvetrain	DOHC	DOHC
Intake System	Direct Injection Gasoline (DIG)	Common Rail Direct Injection (CDI)
Exhaust System	Dual	Dual
Power	155 kW (211 PS) at 5,500 rpm	125 kW (170 PS) at 3,400–4,000 rpm
Torque	350 Nm at 1,200–4,000 rpm	350 Nm at 1,400–3,400 rpm
Transmission	7-speed dual clutch transmission (DCT)	7-speed dual clutch transmission (DCT)
Driven Wheels	All-Wheel Drive (AWD)	All-Wheel Drive (AWD)
<b>PERFORMANCE</b>		
Top speed	143 mph (230 km/h)	134 mph (215 km/h)
0–100 km/h	7.3 s	8.5 s
Estimated fuel consumption <sup>1</sup>		
urban	32.5 mpg (8,7 l/100 km)	47.1 mpg (6.0 l/100 km)
extra-urban	51.4 mpg (5,5 l/100 km)	65.7 mpg (4.3 l/100 km)
combined	42.2 mpg (6,7 l/100 km)	57.6 mpg (4.9 l/100 km)
CO <sub>2</sub> emissions <sup>1</sup>	155 g/km	128 g/km
<b>HANDLING</b>		
Steering		
Type	Dual Pinion Electronically assisted	Dual Pinion Electronically assisted
Turning diameter	11.2 m	11.4 m
Suspension		
Front	MacPherson strut, with lower balljoint	MacPherson strut with lower balljoint
Rear	Multi-link	Multi-link
Brakes		
Front	Brembo, single piston floating caliper, ventilated disc, 320 mm	Brembo, single piston floating caliper, ventilated disc, 320 mm
Rear	Brembo, single piston floating caliper, ventilated disc, 295 mm	Brembo, single piston floating caliper, solid disc, 295 mm
<b>CAPACITIES AND WEIGHTS</b>		
Kerb weight <sup>2</sup>	Premium 1,542 kg	Premium, Executive 1,610 kg Premium Tech 1,634 kg
Gross Vehicle Weight (GVW)	1,990 kg	2,075 kg
Max trailer weight unbraked/braked	750 kg/1,800 kg	750 kg/1,800 kg
Luggage volume	430 litres	430 litres
Fuel capacity	56 litres	56 litres
<b>EXTERIOR</b>		
Coefficient of drag	0.33	0.33
<b>DIMENSIONS</b>		
Exterior		
Overall length	4,425 mm	4,425 mm
Overall width with mirrors/ mirrors folded	2,083 mm/1,815 mm	2,083 mm/1,815 mm
Overall height	1,530 mm	1,530 mm
Ground clearance Front/Rear	202 mm/232 mm	202 mm/232 mm
Wheelbase	2,700 mm	2,700 mm
Track width Front/Rear	1,572 mm/1,573 mm	1,572/1,573 mm

<sup>1</sup> Results based on EU regulated laboratory testing, and may not represent real-life driving results (which vary depending on driving behaviour, conditions and other factors).

<sup>2</sup> Figures quoted according to Directive 92/21/EC, version 95/48/EC (kerb weight with 90% fuel tank filling, 68 kg for the driver and 7 kg for luggage) for standard-specification vehicles. Optional equipment and accessories may increase this figure.








**INFINITI**

EMPOWER THE DRIVE

Visit us online to create your ideal INFINITI, get pricing and more.

[www.infiniti.co.uk](http://www.infiniti.co.uk)

CONNECT Join our community, and get the latest on INFINITI.

-  [Facebook.com/InfinitiGB](https://www.facebook.com/InfinitiGB)
-  [Instagram.com/InfinitiUK](https://www.instagram.com/InfinitiUK)
-  [Twitter.com/InfinitiEurope](https://www.twitter.com/InfinitiEurope)