

# Ford RANGER



Go Further



Visionary. Ingenious. Remarkable.  
Every vehicle bears his signature.

*Henry Ford*



# Built Ford tough.

Every single component in the Ford Ranger has been engineered for dependability and strength with one objective clearly in mind: quality that's built to last.



### Tested to extremes

From frost-covered prototypes started up in -40°C temperatures at oxygen-starved 4500-metre altitudes, to sun-baked vehicles towing fully-laden trailers up long inclines in blistering 50°C heat, Ford Ranger has been pushed to extremes.

### 84,000 door shuts

Rigorous testing of the entire vehicle – from the drivetrains to the number of door-shuts in testing – gives Ford Ranger excellent durability and design. This attention to detail has helped extend service intervals to a maximum of 20,000 miles or 2 years.





# Economy with real power.

Ford Ranger's highly fuel-efficient Duratorq TDCi engines use advanced technology – including a Selective Catalytic Reduction (SCR), which uses AdBlue® and has a coated diesel particulate filter (cDPF), to meet stringent EU Stage VI emissions standards. The 4-cylinder 2.2-litre Duratorq TDCi diesel engine uses variable geometry turbochargers to deliver power of 130 PS (96kW) and 330 Nm torque, or 160 PS (118Kw) and 385 Nm torque; with combined fuel consumption and CO<sub>2</sub> emissions from as low as 43.5 mpg and 171 g/km on the 160 PS manual 4x4 models fitted with the new 3.15 Final Drive Ratio economy axle (option) and Auto-Start-Stop (standard). The 5-cylinder 3.2-litre Duratorq TDCi diesel provides 200 PS (147 kW) and maximum torque of 470 Nm, with 90 per cent of this impressive pulling power available from 1,500 to 2,750 rpm.

# Four wheel drive.

When you need to get to a remote location, you need power, torque and an abundance of traction. Introducing Ford Ranger's four-wheel drive system with Electronic Stability Control (ESC).

**Four-wheel drive system**

The grip provided by Ford Ranger's four-wheel drive system is optimised by a comprehensive ESC system. Part of the system is Traction Control, which delivers excellent on-road and off-road driving capabilities.



**Electronic shift-on-the-fly**

Change from two-wheel drive to four-wheel drive – and back again – at the flick of a switch when you're on the move.

**6-speed automatic transmission**

The smooth 6-speed automatic transmission – with manual sequential-shift capability – available in the Ford Ranger is typical of the quality engineered into every aspect of its design.



# Intelligent technologies.

New Ranger is available with a range of driver assist technologies. Features such as Lane-Keeping System, Adaptive Cruise Control with Forward Alert, Traffic Sign Recognition, Auto High Beam and a Tyre Pressure Monitoring System\*, can all contribute to a more secure driving experience.



## Lane-Keeping System<sup>®</sup> (Lane-Keeping Alert and Lane-Keeping Aid)

It only takes a momentary slip in concentration to drift out of your lane when driving on the highway. **Lane-Keeping Alert** is designed to recognise when you approach the road markings without using the indicator, and alerts you with vibrations through the steering wheel. **Lane-Keeping Aid** is designed to apply a steering torque back towards the lane you were in, to help you recognise that corrective action is required. (Option)

## Adaptive Cruise Control<sup>®</sup>

Set your desired speed and Adaptive Cruise Control will maintain a pre-set distance from the vehicle in front. If the sensors detect traffic slowing ahead, your vehicle automatically slows down. When traffic has cleared, your vehicle will return back to your pre-set cruising speed. (Option on Limited and Wildtrak)



## Traffic Sign Recognition

Designed to automatically read standard format road-speed signs and display the last posted speed limit in the driver's instrument cluster. (Option on Limited and Wildtrak, as part of Adaptive Cruise Control).

## Parking Distance Sensors<sup>®</sup>

Activated at speeds below 5mph, sensors at the front and rear of the vehicle detect obstacles and provide an audible warning when the vehicle nears an obstruction. (Limited and Wildtrak models only – standard on rear, option on front).

<sup>®</sup>Uses sensors.



\*Availability is dependent on model selected.

# New technology to keep you connected in comfort.

The new Ford SYNC 3 with Voice Control and 8" Touchscreen, supports multi-touch gestures such as 'swipe' and 'pinch-to-zoom'. Bluetooth® and USB connectivity - along with Apple CarPlay, Android Auto, Applink and Emergency assistance† - all allow you to integrate SYNC 3 with your smartphone. You can customise home screen settings by arranging application icons and background displays, just as you would on your tablet or smart phone; also switch between daytime and night modes, as well as tailor for multiple users. And Ranger's impressive interior delivers this remarkable technology with all the luxury of a premium passenger vehicle.

## Dual TFT

Ranger's central instrument cluster includes Dual TFT display screens (on vehicles fitted with SYNC 3) keeping you fully informed at a glance.



## Entertainment

Either through DAB Radio technology, CD, USB input for external devices, or by streaming straight from your smartphone via Bluetooth®, SYNC 3 offers a range of in-car entertainment options. (SYNC 3 is optional on XLT and standard on Limited and Wildtrak)

## Communication

SYNC's enhanced Voice Control technology gives you control of your phone, music, Apps, satellite navigation\* and climate control \*\* via remarkably straightforward verbal commands. Simply say, "call David", "find a car park", or "temperature 20 degrees" and SYNC 3 responds accordingly. It also informs you when you receive a text message, and the system can even read it aloud for you. Compatible mobile phone required.



## Ambient lighting

Ambient low-level lighting bathes the interior in a subtle glow. A selection of 7 different colours is available via the SYNC 3 touchscreen. (Wildtrak only)



\*Built-in navigation system is a factory-fitted option at extra cost on XLT and Limited, standard on Wildtrak.

†Ford Emergency Assistance operates in over 40 European countries. This feature works when paired with a compatible connected mobile phone that is with you and switched on when an airbag is deployed or a sensor that registers a crash deactivates the fuel pump. SYNC Applink and Emergency Assistance are not supported by all European languages. See your local Ford website for latest information.

\*\*Dual Electronic Automatic Temperature Control (DEATC) is standard on Limited and Wildtrak.



## Made to work.

If you want it done right, let your Ranger do it. Impressive power and fuel efficiency, partnered with a gross payload capacity of up to 1307 kg\*; make it the ideal partner to shoulder your workload.

\*Gross payload capacity dependent on model selected and market availability.



### Impressive load box volume

Ford Ranger has been designed to work harder to earn its keep, so it offers a huge load box volume (1.8 cu.m to the top of the load box for the Regular Cab).

### DIN-compliant tie-downs

Ford Ranger's internal and external\* tie-downs are DIN-compliant, and handle up to 4000 newtons of lashing force. Some series (Limited and Wildtrak) are also available with a C-channel tie-down system for the load box as standard, making it even easier to secure loads.

\*where fitted





I take my pick-up to places I wouldn't even take my bike.

'Go anywhere. Do anything' sums up the design brief when it comes to defining Ford Ranger's high-tech ground-covering capability.

**Excellent wading depth**

Ford Ranger is designed to drive through water up to 800 mm deep – which can be the difference between getting there or not.

**Hill Descent Control**

Hill Descent Control is designed to regulate your downhill speed in off-road conditions without you even having to touch the brake or the accelerator pedals – and it operates in forward and reverse gears.

**Off-road Pack**

Includes engine and transfer case protection and fuel tank protection to reduce the risk of damage when driving on uneven ground. The pack also includes an electronic locking rear differential to provide increased traction. (Option, only available on 4x4 models)





# The best for your business.

With its exceptional power to weight ratio, Ranger is so capable you'll have to remind yourself that you are actually pulling a fully laden trailer.

Main image shows a Ford Ranger Wildtrak Double Cab 4x4 in Pride Orange metallic paint. (Option)



## Load Adaptive Control (LAC)<sup>(1)</sup>

Whether unladen, partially or fully-laden, LAC senses the vehicle's centre of gravity and adjusts the responses of the ESC system to compensate.

## Safety and Driver Assistance features

Ford Ranger uses the latest technology to help protect driver, passengers and cargo.

### Electronic Stability Control (ESC)<sup>(1)</sup>

Designed to constantly monitor the vehicle's behaviour and help you maintain control in difficult and dangerous driving conditions.

### Traction Control<sup>(1)</sup>

If wheel slip is detected at low speeds, the system can distribute more torque to the wheel with most traction.

### Hill Start Assist<sup>(2)</sup>

Designed to help prevent you from rolling back when starting on an uphill slope by keeping the brakes applied until the vehicle starts to move.

### Hill Descent Control<sup>(2)</sup>

Designed to help regulate your downhill speed in off-road conditions.

### Emergency Brake Assist (EBA)<sup>(1)</sup>

Ensures full braking effect by increasing pressure within the brake system during an emergency stop.

### Emergency Brake Warning<sup>(2)</sup>

The hazard/indicator lights automatically flash during emergency braking.

### Roll Stability Control<sup>(1)</sup>

Designed to identify a potentially dangerous driving situation, and activate the ESC to restore stability.

### Trailer Sway Control<sup>(1)</sup>

When it detects trailer sway, the system is designed to reduce engine torque and apply the brakes to the appropriate wheel(s) to help restore control. Part of Electronic Stability Control (ESC).

## Superb towing ability

With up to 3500 kg maximum towing capacity (160 PS/200 PS 4x4s with a braked trailer), Ford Ranger offers some serious pulling power.



ØUses sensors.

1) Safety feature.

2) Driver assistance feature.

# Safety equipment.



### Intelligent Protection System (IPS)<sup>1)</sup>

Beneath Ford Ranger's steel safety cage<sup>1)</sup> lies a fully comprehensive multi-airbag system<sup>1)</sup>, three-point seat belt pre-tensioners<sup>1)</sup> and collapsible steering column and pedals. All designed to spring into action in a fraction of a second.

### Computer optimised body

Robust computer-optimised body structure with ultra-rigid safety cell<sup>1)</sup> and crumple zones.

### Side curtain airbags<sup>1)</sup>

Deploy at head level, and are designed to help protect the driver and passengers from injury in side collisions.

### Anti-lock braking system (ABS)<sup>1)</sup>

Designed to prevent the wheels from locking up under heavy braking, helping to maintain steering control in an emergency.

### Front and side airbags<sup>1)</sup>

Driver's and front passenger's

### Driver's knee airbag<sup>1)</sup>

Designed to help prevent injuries through contact with the steering column.

### Collapsible steering column and pedals

Designed to collapse in a frontal impact to help reduce possible injuries to the driver.



<sup>1)</sup>Note: A rear-facing child seat should never be placed in the front passenger seat when the Ford vehicle is equipped with an operational front passenger's airbag. The safest place for children is properly restrained on the second-row seats.

<sup>1)</sup>Safety feature.



Some cargo wants to know if you're there yet.

Ford Ranger is designed to offer a car-like driving experience for the driver and passengers; a comforting thought when you're transporting your most precious cargo.

**Generous leg and shoulder room**

Ample space for the driver and four adult passengers to stretch out in comfort is proof of Ford Ranger's work and family-friendly interior.



**SYNC 3 Satellite Navigation**

Features include an 8" touchscreen that recognises 'swipe' and 'pinch to zoom' gestures, SD-card with full Western European map including comprehensive points-of-interest, new 3D map view with intuitive one-box search tool, Michelin travel guide, Radio Data System (RDS), Traffic Message Channel (TMC) and traffic information. (Standard on Wildtrak, Option on XLT and Limited.)



**Rear-view camera<sup>29</sup>**

Select reverse and the image from the rear-view camera automatically appears in the 8" touchscreen in vehicles fitted with Ford SYNC 3. Marker lines overlaid on the camera image indicate where the vehicle is heading. (Standard on Wildtrak, option on Limited)

<sup>29</sup>Driver assistance feature.

## XL

### Features include

- 16" steel wheels
- Electronic Stability Control (ESC)
- Ford Easy-Fuel capless refuelling system
- Electrically-operated front windows with one-shot up and down driver's window
- Ford DAB Radio with Bluetooth®, USB and AUX inputs
- Electrically-operated and heated door mirrors
- Body coloured front bumpers

### Bodystyles

- Regular Cab 4x2 and 4x4
- Super Cab 4x4
- Double Cab 4x4

### Diesel Engines

- 2.2 Duratorq TDCi 96 kW (130 PS), 6 -speed manual (only available on 4x2)
- 2.2 Duratorq TDCi 118 kW (160 PS) with Auto-Start-Stop, 6-speed manual

## XLT

### In addition to XL

- 16" alloy wheels
- Chrome finish door mirror caps and door handles
- Radio/CD/DAB with 4.2" TFT screen, Bluetooth® and USB connectivity SYNC with Voice Control, Applink and Emergency assistance†
- Leather-trimmed steering wheel with remote audio controls
- Plastic moulded side steps with bright-finish metallic inserts
- Cruise control
- Bedliner with protective side wall
- Manual air conditioning with pollen filter
- Power heated, foldable door mirrors

### Bodystyles

- Super Cab 4x4
- Double Cab 4x4

### Diesel Engines

- 2.2 Duratorq TDCi 118 kW (160 PS) with Auto-Start-Stop, 6-speed manual

## Limited

### In addition to XLT

- 17" alloy wheels
- Radio/CD/DAB with 8" TFT touchscreen, Ford SYNC 3 with Voice Control, Bluetooth® and USB connectivity, Apple CarPlay, Android Auto, Applink and Emergency Assistance†.
- 8-way electrically-adjustable driver's seat with lumbar support (Double Cab only)
- Power-foldable, heated door mirrors with puddle lights and integrated turn indicators
- Dual-zone Electronic Automatic Temperature Control (DEATC) air conditioning
- Rear parking distance sensors
- Chrome tubular sports bar
- Leather seat trim
- Heated front seats (Double Cab only)
- Premium carpet floor mats
- 12 v socket in load area (Double Cab only)
- Rear privacy glass

### Bodystyles

- Super Cab 4x4
- Double Cab 4x4

### Diesel Engines

- 2.2 Duratorq TDCi 118 kW (160 PS) with Auto-Start-Stop, 6-speed manual and optional 6-speed automatic (without Auto-Start-Stop)
- 3.2 Duratorq TDCi 147 kW (200 PS) with Auto-Start-Stop, 6-speed manual and optional 6-speed automatic (without Auto-Start-Stop)

## Wildtrak

### In addition to Limited

- 18" machined alloy wheels
- Titanium effect painted front grille
- Radio/CD/DAB/SD-Nav system with 8" TFT touchscreen, SYNC 3 with Voice Control, Bluetooth® and USB connectivity, Apple Car Play, Android Auto, Applink and Emergency assistance†
- Rear-view camera
- Plastic moulded side steps with brushed-finish metallic inserts
- Aerodynamic titanium-effect sports bar
- A choice of seven ambient interior lighting colours, with dimming control

### Bodystyles

- Double Cab 4x4

### Diesel Engines

- 3.2 Duratorq TDCi 147 kW (200 PS) 6-speed manual with Auto-Start-Stop and optional 6-speed automatic without Auto-Start-Stop



# The range.

### More choice

Individual needs vary. So on Ranger, you have a choice of axle ratios for the manual 160 PS Duratorq TDCi 2.2 engine. This allows you to prioritise between fuel economy and towing capability.

### Regular Cab 4x2



### Regular Cab 4x4



### Super Cab 4x4



### Double Cab 4x4



†Ford Emergency Assistance operates in over 40 European countries. This feature works when paired with a compatible connected mobile phone that is with you and switched on when an airbag is deployed or a sensor that registers a crash deactivates the fuel pump. SYNC Applink and Emergency Assistance are not supported by all European languages. See your local Ford website for latest information.



**Ford Easy-Fuel capless refuelling system**

Prevents filling with the wrong fuel\*. (Standard)

\*AdBlue<sup>®</sup> refill point is not part of the Ford Easy-Fuel capless system.



**XL**

**XL standard features**

- 16" steel wheels
- Black moulded front grille
- Body coloured front bumpers
- Rear mudflaps
- Manual tailgate lock
- Quickclear heated windscreen
- Inner DIN-compliant tie-downs
- Ford Easy-Fuel capless refuelling system
- 6-speed manual transmission
- Electronic Stability Control (ESC) with Traction Control and Emergency Brake Assist (EBA)
- Electronic shift-on-the-fly (4x4 only)
- Electronic high and low range selection
- Electrically-operated and heated door mirrors
- High mounted stop light with integrated loadbox illumination
- Electrically-operated front windows with one-shot driver's window
- Theatre-style dimming courtesy lights and illuminated entry (not available on Regular Cab)
- DAB radio with Bluetooth<sup>®</sup>, USB and AUX inputs
- Second power point in instrument panel
- Driver's and front passenger's airbags • side airbags, side air curtains and driver's knee airbag
- 6-way driver's seat with lumbar support
- ISOFIX child safety seat attachments (Double Cab only)
- Passive Anti-Theft System (PATS)
- Thatcham category 1 alarm

**Key options**

- Air conditioning (4x4 models only)
- Tow bar with 13 pin Euro Connector with 12 V auxiliary supply
- Tyre Pressure Monitoring System (TPMS)
- Cruise control
- Choice of economy or towing rear axle ratios (4x4 only)
- Off road pack
- Plastic side step (not available on Regular Cab)

**\*Note:** A rear-facing child seat should never be placed in the front passenger seat when the Ford vehicle is equipped with an operational front passenger's airbag. The safest place for children is properly restrained on the second row seats.





16" Alloy wheels  
(Standard)



# XLT

## XLT standard features

- 16" alloy wheels
- Chrome finish front grille
- Automatic headlights and auto-wipers with rain sensor
- Front fog lights
- Chrome finish door mirror caps and door handles
- Plastic moulded side steps, with bright-finish metallic inserts
- Bedliner with protective side wall
- Power heated, foldable door mirrors with puddle lights
- Manual air conditioning
- Auto-dimming rear-view mirror
- Overhead console
- Radio/CD/DAB with 4.2" TFT screen, plus SYNC with Voice Control, Bluetooth and USB connectivity, AppLink, and Emergency Assistance
- Cruise control
- Leather-trimmed steering wheel with remote audio controls
- Illuminated vanity mirror sun visors
- Tyre Pressure Monitoring System (TPMS)

## Key options

- Tow bar with 13 pin Euro Connector with 12 V auxiliary supply
- SYNC 3 with Voice Control and 8" Touchscreen
- 17" silver alloy wheels
- Off road pack
- Choice of rear axle ratios (economy or towing)

\*Ford Emergency Assistance operates in over 40 European countries. This feature works when paired with a compatible connected mobile phone that is with you and switched on when an airbag is deployed or a sensor that registers a crash deactivates the fuel pump. SYNC AppLink and Emergency Assistance are not supported by all European languages. See your local Ford website for latest information.





Ford SYNC 3 with 8" TFT touchscreen and Voice Control (Standard)



# Limited

## Limited standard features

- 17" alloy wheels
- Chrome grille
- Chrome finish steel rear step bumper
- C-channel tie-down system
- Privacy glass on rear windows
- Power-foldable chrome door mirrors with puddle lights and side indicators
- Coolbox in centre console
- Dual-zone Electronic Automatic Temperature Control (DEATC) air conditioning
- Loadbox liner with 12v socket (Double cab only)
- Front and rear mudflaps

- Rear privacy glass
- Chrome tubular sports bar with loadbox illumination
- Radio/CD/DAB with 8" TFT touchscreen, Ford SYNC 3 with Voice Control, Bluetooth® and USB connectivity, Apple CarPlay, Android Auto, AppLink and Emergency Assistance
- 8-way electrically-adjustable heated driver's seat with lumbar support (Double Cab)
- 4-way manually adjustable driver's seat with lumbar support (Super Cab)
- Leather seat trim
- Front and rear carpet floor mats with Ranger logo (front mats only on Super Cab)
- Rear parking distance sensors

## Key options

- Tow bar with 13 pin Euro Connector with 12 V auxiliary supply
- Front parking distance sensors
- Rear view camera
- Satellite navigation
- Driver assistance pack
- Heated front seats (Super Cab)
- Option to delete sports bar
- Choice of rear axle ratios (economy or towing 2.2TDCi manual transmission only)

<sup>1</sup>Ford Emergency Assistance operates in over 40 European countries. This feature works when paired with a compatible connected mobile phone that is with you and switched on when an airbag is deployed or a sensor that registers a crash deactivates the fuel pump. SYNC AppLink and Emergency Assistance are not supported by all European languages. See your local Ford website for latest information.





'Wildtrak' logo seat stitching  
(Standard)



# Wildtrak

## Wildtrak standard features

- 18" machined alloy wheels
- Titanium effect painted front grille
- Power-foldable mirrors with titanium effect painted housings, integrated side turn indicators and puddle lights
- Body colour front bumper with painted inserts
- Titanium effect painted rear step bumper
- Plastic moulded side steps with brushed-finish metallic inserts
- Titanium effect door and tailgate handles
- Aluminium finish roof rails
- Aerodynamic sports bar with integrated loadbox illumination
- Wing grille with 'Wildtrak' logo
- Radio/CD/DAB/SD-Navigation system with 8" TFT touchscreen, Ford SYNC 3 with Voice Control, Bluetooth® and USB connectivity, Apple CarPlay, Android Auto, Applink and Emergency Assistance.
- Rear-view camera
- A choice of seven ambient interior lighting colours, with dimming control
- Leather-trimmed steering wheel with 'Wildtrak' stitching
- 'Wildtrak' floor mats
- 'Wildtrak' seat trim

## Key options

- Lockable integrated aluminium roller shutter
- Tow bar with 13 pin Euro Connector with 12 V auxiliary supply
- Front parking sensors
- Driver assistance pack

\*Ford Emergency Assistance operates in over 40 European countries. This feature works when paired with a compatible connected mobile phone that is with you and switched on when an airbag is deployed or a sensor that registers a crash deactivates the fuel pump. SYNC Applink and Emergency Assistance are not supported by all European languages. See your local Ford website for latest information.





# Enhanced versatility.

## Hard top

Available for Double Cab and Super Cab models only, these hard tops not only look good but also offer durable protection against the elements and come with or without full-length side windows.

Hard top with windows for Double Cab in any body colour. (Option and accessory)

Hard top with windows for Super Cab in silver only. (Accessory)

Hard top without windows for Double Cab and Super Cab in silver only. (Accessory)



## Overrail bed liner

Heavy-duty skid-resistant surface protects the vehicle's bedrail and provides drainage to reduce mould, mildew and corrosion. The bed liner also protects the upper edges of the load box. (Option and accessory)



## Cross bars, for roller shutter, lockable

Aerodynamically-shaped aluminium profile, for all attachments such as bike carriers and ski racks etc. Only in conjunction with roller shutter. (Accessory)

## Roller shutter

Constructed from ultra-strong extruded aluminium, the roller shutter features a high-quality dual action locking mechanism that completely secures the load-area, offering outstanding protection for your tools, equipment or valuables. (Option and accessory)



## Brink® tow bar

For extra transport capability, the fixed tow bar can tow up to 3,500 kg depending on engine\*\*. (Accessory).

## Style-X hard tonneau cover

For Double Cab models only, this tough and lockable cover is painted in silver. (Option and accessory on Double Cab XL, XLT and Limited)

An ingenious hinged design allows easy access to the load box.

It can be locked in a raised position to transport bulky items. Also available on models fitted with optional integrated stainless steel sports bars.



## Premium safety pack

Ford Roadside Assistance accessories provide help during an emergency breakdown or accident. The Premium Safety Pack contains DIN-compliant Ford safety equipment – including a warning triangle, high-visibility vest, first aid kit and gloves. Dedicated vehicle fixings provide secure storage for items when not in use. (Accessory)

## Thule® roof base carrier

This durable base carrier is needed for any roof transportation. Various attachments are available (Accessory)

## Style-X snorkel

Protects the engine from dust and water ingestion when driving off road. The snorkel will ensure clean and dry air intake in any road conditions. (Accessory)

## Soft tonneau cover

Helps protect equipment and valuables from rain and dust. Easy opening and closing with a steel tonneau bow to assist water run-off. (Option and accessory)

## ClimAir® wind deflectors

Reduces turbulence and noise for a more enjoyable drive with the windows down, even during light rain. (Accessory)

## Sheriff® undershields

Tough, rust-resistant steel undershields designed to protect against accidental damage during heavy-duty use. Easily removed for oil changes and routine servicing. Available for engine and transmission, as well as fuel tank. (Accessory)

## Rubber floor mats

The tray-style rubberised all-weather floor mats with the Ranger nameplate are tailor-made to fit perfectly and protect against dirt and damp. Securely fixed directly onto the vehicle's floor, the mat cannot slip and interfere with the pedals. (Accessory)

\*Please see back cover for warranty information  
\*\*See weights and loads section overleaf for full details  
For more accessories for your Ranger visit [www.ford-accessories.co.uk](http://www.ford-accessories.co.uk)

# Get the most from your new Ford

We want to help you get the most from your new Ford. And to do that, you need to know how much it is designed to safely carry, both in terms of payload and load volume.

Your Ford Commercial Vehicle Dealer can provide professional advice on important specification aspects, and help to find the right vehicle for your budget and business needs.

## The Ford Ranger is designed to carry cargo – and lots of it.

Choosing a new vehicle is an important decision with lots of factors to be considered. While some aspects, like selecting the most appropriate derivative, identifying the intended primary use and determining load box size are relatively simple, others, such as calculating payload are more complex.

### Payload capacity

To calculate payload, you need to know two things: the vehicle's gross vehicle mass (GVM) and its kerb mass.

**GVM** is the maximum permissible weight of the vehicle when loaded and ready to go – that includes the weight of the vehicle itself, ancillaries, driver and crew (assuming the industry standard weight of 75 kg/person), fluids, fuel tank 90% full (1 litre of diesel = approximately 0.85 kg), optional and aftermarket equipment, and cargo.

**Kerb mass** is the weight of a standard-specification vehicle, depending on Series (XL, XLT, Limited, Wildtrak), including fluids and fuel tank 90% full, but without the driver, crew or cargo.

If you intend to load the vehicle close to its maximum capacity, it is recommended that you add a margin for error of 5% of the kerb mass to the kerb mass figure before calculating payload, to reduce the risk of overloading.

**Payload** is the difference between the two.

### Gross vehicle mass minus kerb mass = payload

So to help you choose the right vehicle for your needs, here are some more detailed explanations about the factors that can influence a vehicle's payload. These include, but are not limited to:

## Driver and crew

We calculate the weight of the driver and crew based on the industry-standard weight of 75 kg/person. Remember that the driver and crew are not included in the kerb mass figure, so when driver or crew boards the vehicle, its payload will be reduced accordingly.

## Factory-fitted options

Most factory-fitted options will affect a vehicle's payload. For example, air conditioning can add approximately 18 kg to a vehicle's weight, and therefore reduce its payload accordingly.

Your Ford Commercial Vehicle Dealer will be able to tell you what features can add or reduce your vehicle's kerb mass and by how much.

## Series

All kerb masses quoted in this brochure are for standard-specification vehicles (XL, XLT, Limited or Wildtrak). XLT, Limited and Wildtrak series will generally weigh more than XL series due to the increased level of features and equipment.

## Manufacturing tolerances

Variations in manufacturing and production processes mean that no two vehicles are likely to weigh exactly the same.

## Accessories and aftermarket conversions

It is important to think carefully about what to do with your vehicle after you take delivery. Any accessories fitted or aftermarket conversions to the vehicle may adversely affect its payload. Please speak to your Ford Commercial Vehicle Dealer for more information and advice.

If payload is critical to your business, or if you plan to carry cargo at, or close to, the vehicle's maximum capacity, your Ford Dealer can help.

Using their specialist expertise and knowledge, they can advise you on the specification of vehicle required to meet your individual business needs.

# Specifications

## Weights and loads

	Max Payload Net (kg)	Max PayloadGross (kg) <sup>1</sup> **	Front Axle Plated Mass (kg)	Rear Axle Plated Mass (kg)	Gross Vehicle Mass (kg)**	Mass in Running Order (kg)	Kerbweight (kg) *	Rear Axle ratio	Unbraked (kg)	Braked (kg)	Max. Trailer Weight
<b>Regular Cab (XL only)</b>											
2.2 Duratorq TDCi (130 PS (96 kW)) 4x2 XL	1006	1081	1325	1755	2925	1919	1844	3.15	750	2500	5125
2.2 Duratorq TDCi (160 PS (118 kW)) 4x4 XL	1232	1307	1480	1850	3270	2038	1963	3.55	750	3500	6000
2.2 Duratorq TDCi (160 PS (118 kW)) 4x4 XL	1232	1307	1480	1850	3270	2038	1963	3.15	750	2500	5000
<b>Super Cab (inc. XL,XLT, Limited)</b>											
2.2 Duratorq TDCi (160 PS (118 kW)) 4x4 XL	1194	1269	1480	1850	3270	2076	2001	3.55	750	3500	6000
2.2 Duratorq TDCi (160 PS (118 kW)) 4x4 XL	1194	1269	1480	1850	3270	2076	2001	3.15	750	2500	5000
2.2 Duratorq TDCi (160 PS (118 kW)) 4x4 XLT	1180	1255	1480	1850	3270	2090	2015	3.55	750	3500	6000
2.2 Duratorq TDCi (160 PS (118 kW)) 4x4 XLT	1180	1255	1480	1850	3270	2090	2015	3.15	750	2500	5000
2.2 Duratorq TDCi (160 PS (118 kW)) 4x4 Limited	1129	1204	1480	1850	3270	2141	2066	3.55	750	3500	6000
2.2 Duratorq TDCi (160 PS (118 kW)) 4x4 Limited	1129	1204	1480	1850	3270	2141	2066	3.15	750	2500	5000
<b>Double Cab (inc. XL,XLT, Limited and Wildtrak)</b>											
2.2 Duratorq TDCi (160 PS (118 kW)) 4x4 XL	1142	1217	1480	1850	3270	2128	2053	3.55	750	3500	6000
2.2 Duratorq TDCi (160 PS (118 kW)) 4x4 XL	1142	1217	1480	1850	3270	2128	2053	3.15	750	2500	5000
2.2 Duratorq TDCi (160 PS (118 kW)) 4x4 XLT	1131	1206	1480	1850	3270	2139	2064	3.55	750	3500	6000
2.2 Duratorq TDCi (160 PS (118 kW)) 4x4 XLT	1131	1206	1480	1850	3270	2139	2064	3.15	750	2500	5000
2.2 Duratorq TDCi (160 PS (118 kW)) 4x4 Limited	1080	1155	1480	1850	3270	2190	2115	3.55	750	3500	6000
2.2 Duratorq TDCi (160 PS (118 kW)) 4x4 Limited	1080	1155	1480	1850	3270	2190	2115	3.15	750	2500	5000
2.2 Duratorq TDCi (160 PS (118 kW)) 4x4 Automatic Limited	1061	1136	1480	1850	3270	2209	2134	3.73	750	3500	6000
3.2 Duratorq TDCi (200 PS (147 kW)) 4x4 Limited	1032	1107	1480	1850	3270	2238	2163	3.55	750	3500	6000
3.2 Duratorq TDCi (200 PS (147 kW)) 4x4 Automatic Limited	1013	1088	1480	1850	3270	2257	2182	3.73	750	3500	6000
3.2 Duratorq TDCi (200 PS (147 kW)) 4x4 Wildtrak	1003	1078	1480	1850	3270	2267	2192	3.55	750	3500	6000
3.2 Duratorq TDCi (200 PS (147 kW)) 4x4 Automatic Wildtrak	984	1059	1480	1850	3270	2286	2211	3.73	750	3500	6000

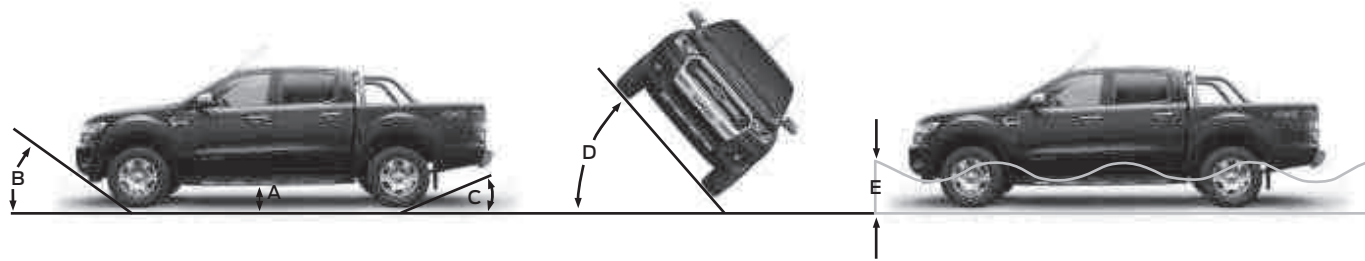
**\*\*Increased GVM to 3270KG will be effective from 3rd April 2017, any vehicles (including Stage 6), built before this time will continue to receive the same GVM that has been published at Stage 5. Note:** All diesel engines include Diesel Particulate Filter (cDPF). **\*Kerbweight** = The weight of the complete vehicle and all equipment including 90% fuel and water, but without the payload, driver or any passengers. **GVM** = Gross vehicle mass, the total permissible all-up weight of a vehicle – i.e. with body, payload, ancillaries, fuel, oil, water, driver and passengers. **GTM** = Gross train mass, the total permissible all-up weight of a vehicle (see GVM) together with its trailer and load. **°Payload Gross** = Gross vehicle mass less kerb weight. All kerb weights quoted in this brochure are for standard specification vehicles, depending on Series (XL, XLT, Limited or Wildtrak). Any additional options specified on the vehicle will reduce the payload accordingly. It must be noted that actual weight will always be subject to manufacturing tolerances which may result in payload variations between this table of figures and actual weight. For customers intending to load vehicle close to the maximum payload, we suggest you also add a margin for error of 5% of kerb mass to the kerb mass figure before calculation, to reduce the risk of overloading. NB: It is the responsibility of the vehicle operator to ensure their vehicles are legally compliant for road use.

## Driving with AdBlue®

Ranger's next generation TDCi diesel engines have a Selective Catalytic Reduction (SCR) system that uses AdBlue®, a urea/water-based fluid, to convert NOx emissions in the exhaust gas into nitrogen and water. A particulate filter then reduces more than 99% of solid particulates from the vehicle's exhaust. To operate correctly, the AdBlue® tank of your Ford Ranger Euro6 diesel engine must be filled with AdBlue® fluid. System warnings illuminate when the fluid level becomes too low. For more information, please ask your Ford Dealer.



# Specifications



## Manoeuvrability

	Regular Cab 4x2	Regular Cab 4x4	Super Cab 4x4	Double Cab 4x4
<b>A</b> Ground clearance (unladen) – mm	229	229	229	229
<b>B</b> Angle of approach (unladen)	–	28°	28°	28°
<b>C</b> Angle of departure (unladen)	–	28°	28°	28°
Ramp breakover angle (4x4 only)	–	25°	25°	25°
<b>D</b> Tilt angle (unladen)	35°	35°	35°	35°
<b>E</b> Wading depth – mm	600	800	800	800
Turning circle – m (kerb to kerb)	11.8	12.4	12.4	12.4

## Dimensions

	Regular Cab 4x2	Regular Cab 4x4	Super Cab 4x4	Double Cab 4x4
<b>Exterior mm</b>				
Overall length	5277	5277	5362	5362
Overall width without/with folded/with mirrors	1860/1977/2163	1860/1977/2163	1860/1977/2163	1860/1977/2163
Overall height (unladen)	1703	1800-1806	1804-1840	1815-1848
Track front	1590	1560	1560	1560
Track rear	1590	1560	1560	1560
Wheelbase	3220	3220	3220	3220
Load box length (at floor without bedliner)	2317	2317	1847	1549
Load box width (at floor without bedliner)	1560	1560	1560	1560
Load box depth (without bedliner)	511	511	511	511
Loadspace between wheel arches (without bedliner)	1139	1139	1139	1139
Loading height (unladen)	724	835	835	835
<b>Interior mm</b>				
<b>Front</b>				
Effective headroom	1024	1024	1024	1022
Maximum effective leg room	1058	1058	1058	1058
<b>Rear</b>				
Effective headroom	–	–	938	975
Maximum effective leg room	–	–	796	902

All dimensions are subject to manufacturing tolerances and refer to minimum specification models and do not include additional optional equipment.

# Specifications

## Fuel and performance

The fuel economy figures quoted in the table below are achieved by following strict EU governed test procedures and are specifically designed to enable customers to compare vehicles from all manufacturers on a like-for-like basis. Fuel consumption is directly affected by the length of the journey; number of passengers and amount of luggage carried; individual driving style; road and traffic conditions; weather conditions; vehicle age, mileage, condition and standard of maintenance; use of vehicle features such as air conditioning; and any modifications to the vehicle such as the addition of a roof rack. Your fuel economy will vary based on these and other factors and, for these reasons, many drivers may not achieve the EU fuel economy figures (below) in day-to-day driving, although the vehicle is technically capable of doing so.

	CO <sub>2</sub> emissions (g/km) <sup>90</sup>	Fuel consumption (L/100 km) <sup>90</sup>			Performance <sup>90</sup>	
		Urban	Extra Urban	Combined	Max. speed mph/h (km/h)	0-62 mph/h (secs)
<b>Regular Cab</b>						
2.2 Duratorq TDCi (130 PS (96 kW)) 4x2 (3.15 FDR)	173	33.6 (8.4)	49.6 (5.7)	42.8 (6.6)	106 (170)	13.5
2.2 Duratorq TDCi (160 PS (118 kW)) 4x4 (3.15 FDR)	171	38.7 (7.3)	47.1 (6.0)	43.5 (6.5)	109 (175)	11.8
2.2 Duratorq TDCi (160 PS (118 kW)) 4x4 (3.55 FDR)	184	34.5 (8.2)	44.1 (6.4)	40.4 (7.0)	109 (175)	11.8
<b>Super Cab (inc. XL, XLT and Limited)</b>						
2.2 Duratorq TDCi (160 PS (118 kW)) 4x4 (3.15 FDR)	171	38.7 (7.3)	47.1 (6.0)	43.5 (6.5)	109 (175)	11.8
2.2 Duratorq TDCi (160 PS (118 kW)) 4x4 (3.55 FDR)	184	34.5 (8.2)	44.1 (6.4)	40.4 (7.0)	109 (175)	11.8
<b>Double Cab (inc. XL, XLT, Limited and Wildtrak)</b>						
2.2 Duratorq TDCi (160 PS (118 kW)) 4x4 (3.15 FDR)	171	38.7 (7.3)	47.1 (6.0)	43.5 (6.5)	109 (175)	11.8
2.2 Duratorq TDCi (160 PS (118 kW)) 4x4 (3.55 FDR)	184	34.5 (8.2)	44.1 (6.4)	40.4 (7.0)	109 (175)	11.8
2.2 Duratorq TDCi (160 PS (118 kW)) 4x4 automatic (3.73 FDR)	207	28.8 (9.8)	42.2 (6.7)	36.2 (7.8)	109 (175)	12.8
3.2 Duratorq TDCi (200 PS (147 kW)) 4x4 (3.55 FDR)	221	26.9 (10.5)	39.2 (7.2)	33.6 (8.4)	109 (175)	10.9
3.2 Duratorq TDCi (200 PS (147 kW)) 4x4 automatic (3.73 FDR)	231	24.8 (11.4)	38.7 (7.3)	32.1 (8.8)	109 (175)	10.6

Note:<sup>90</sup> The declared fuel/energy consumptions and CO<sub>2</sub> emissions are measured according to the technical requirements and specifications of the European Regulations (EC) 715/2007 and (EC) 692/2008 as last amended. Fuel consumption and CO<sub>2</sub> emissions are specified for a vehicle variant and not for a single vehicle. The applied standard test procedure enables comparison between different vehicle types and different manufacturers. In addition to the fuel efficiency of a vehicle, driving behaviour as well as other non-technical factors are very important in determining a vehicle's fuel/energy consumption and CO<sub>2</sub> emissions. Consult your Dealer for more information.

## Engine data

Drive	Euro Stage	Maximum power <sup>90</sup>	Maximum torque <sup>90</sup>	Regular Cab XL 4x2	Regular Cab XL 4x4	Super Cab XL 4x4	Super Cab XLT 4x4	Super Cab Limited 4x4	Double Cab XL 4x4	Double Cab XLT 4x4	Double Cab Limited 4x4	Double Cab Wildtrak 4x4
2.2 Duratorq TDCi 2198 cc	Stage VI	130 PS (96 kW)	330 Nm at 1500-2500 min <sup>-1</sup> (rpm)	6-speed manual	–	–	–	–	–	–	–	–
2.2 Duratorq TDCi 2198 cc	Stage VI	160 PS (118 kW)	385 Nm at 1500-2500 min <sup>-1</sup> (rpm)	–	6-speed manual	6-speed manual	6-speed manual	6-speed manual	6-speed manual	6-speed manual	6-speed manual, optional 6-speed auto	–
3.2 Duratorq TDCi 3196 cc	Stage VI	200 PS (147 kW)	470 Nm at 1500-2750 min <sup>-1</sup> (rpm)	–	–	–	–	–	–	–	6-speed manual, optional 6-speed auto	6-speed manual, optional 6-speed auto
Auto Start/Stop (manual powertrain only)				–	●	●	●	●	●	●	●	●

<sup>90</sup>Tested in accordance with SAE J1349.

### Rain-sensing wipers

Ranger's rain-sensing wipers automatically adjust their speed to the intensity of the shower. (Standard on XLT, Limited and Wildtrak only)



# Specifications

## Exterior features

	Regular Cab XL	Super Cab XL	Super Cab XLT	Super Cab Limited	Double Cab XL	Double Cab XLT	Double Cab Limited	Double Cab Wildtrak
<b>Design features</b>								
Door mirrors – Electrically-operated and heated, black housings	●	●	-	-	●	-	-	-
Door mirrors – Electrically-operated and heated, power-foldable chrome finish housings	-	-	●	-	-	●	-	-
Door mirrors – Electrically-operated and heated, chrome finish housings, side indicators and puddle lights	-	-	-	●	-	-	●	-
Door mirrors – Electrically-operated and heated, titanium painted housings and side indicators	-	-	-	-	-	-	-	●
Door and tailgate handles – Self colour black	●	●	-	-	●	-	-	-
Door and tailgate handles – Chrome finish	-	-	●	●	-	●	●	-
Door and tailgate handles – Black	-	-	-	-	-	-	-	●
Doors – Two cabin side rear doors, outward opening with no B pillar	-	●	●	●	-	-	-	-
Roof rails – Aluminium finish	-	-	-	-	-	-	-	●
Front bumper – Body colour	●	●	●	●	●	●	●	●
Front bumper – Sports highlighting	-	-	-	-	-	-	-	●
Front bumper – Aero lip for improved fuel economy	●	●	●	●	●	●	●	●
Front bumper – Pedestrian protection foam inserts	●	●	●	●	●	●	●	●
Rear bumper – Under-bar, black (4x4 only)	●	●	-	-	●	-	-	-
Rear bumper – Under-bar, chrome finish	-	-	●	-	-	●	-	-
Rear bumper – Stepped steel bumper, chrome finish	-	-	-	●	-	-	●	-
Rear bumper – Stepped steel bumper, black finish	-	-	-	-	-	-	-	●
Front grille – Black moulded	●	●	-	-	●	-	-	-
Front grille – Chrome finish	-	-	●	●	-	●	●	-
Front grille – Wildtrak accent	-	-	-	-	-	-	-	●
Heated rear window	●	●	●	●	●	●	●	●
Mudflaps – Front (standard on XL Regular Cab 4x2)	●/-	-	-	●	-	-	●	●
Mudflaps – Rear	●	●	●	●	●	●	●	●
Tinted glass (71% luminous transmittance)	●	●	●	●	●	●	●	●
Privacy Glass – Rear (52% luminous transmittance)	-	-	-	●	-	-	●	●
Metallic paint	○	○	○	○	○	○	○	○
Side steps – Full length, black plastic	-	○	-	-	○	-	-	-
Side steps – Plastic, with inserts (XLT and Limited have bright inserts, Wildtrak has brushed inserts)	-	-	●	●	-	●	●	●
Sports bar* – Chrome, tubular with HMSL and integrated loadbox illumination (Option on XLT Q4 2016)	-	-	○	●	-	○	●	-
Sports bar – Hoop, with HMSL and loadbox illumination	-	-	-	-	-	-	-	●
Delete Sports bar	●	●	●	○	●	●	○	-
Fender grille – Self colour finish with side indicators	●	●	●	-	●	●	-	-
Fender grille – Chrome finish surround with logo	-	-	-	●	-	-	●	-
Fender grille – Black surround with logo	-	-	-	-	-	-	-	●
XL badge – Tailgate-mounted	●	●	-	-	●	-	-	-
XLT badge – Tailgate-mounted	-	-	●	-	-	●	-	-
Limited badge – Side and tailgate-mounted	-	-	-	●	-	-	●	-
Wildtrak badge – Side and tailgate-mounted	-	-	-	-	-	-	-	●

### Quickclear heated windscreen

Push a button and a heated element built into the windscreen helps to clear the glass in seconds. It will also defrost an icy windscreen reducing the need for ice scrapers. Comes with heated windscreen washer jets.

# Specifications

## Exterior features

	Regular Cab XL	Super Cab XL	Super Cab XLT	Super Cab Limited	Double Cab XL	Double Cab XLT	Double Cab Limited	Double Cab Wildtrak
<b>Wheels</b>								
Steel – 16"x7" wheels with 255/70 R16 tyres	●	●	-	-	●	-	-	-
Alloy – 16"x7" wheels with 255/70 R16 tyres	-	-	●	-	-	●	-	-
Alloy – 17"x8" wheels with 265/65 R17 tyres	-	-	○	●	-	○	●	-
Alloy – 18"x8" wheels with 265/60 R18 tyres	-	-	-	-	-	-	-	●
Panther Black Alloy – 17"x8" wheels with 265/65 R17 tyres (Available from Q4 2016)	-	-	-	-	-	-	-	●
All Season, Mud and Snow tyres	●	●	●	●	●	●	●	●
Locking wheel nuts	○	○	●	●	○	●	●	●
Steel spare wheel with tool kit	●	●	●	●	●	●	●	-
Alloy spare wheel with tool kit and lock	-	-	-	-	-	-	-	●
<b>Convenience features</b>								
Ford Easy-Fuel capless refuelling system with misfuel inhibitor	●	●	●	●	●	●	●	●
Halogen headlights, side lights, reversing light	●	●	-	-	●	-	-	-
Headlights – Halogen reflector with black bezels	●	●	-	-	●	-	-	-
Headlights – Halogen projector with bright chrome bezels	-	-	●	●	-	●	●	●
Headlights – Day running	●	●	●	●	●	●	●	●
Front fog lights	-	-	●	●	-	●	●	●
Rear fog light	●	●	●	●	●	●	●	●
High mounted brake light	●	●	●	●	●	●	●	-
Parking distance sensors – Rear	-	-	-	●	-	-	●	●
Parking distance sensor(s) – Front	-	-	-	○	-	-	○	○
Rear-view camera (vehicles fitted with SYNC 2 the image from the camera appears with marker lines in the 8" touchscreen)	-	-	-	○	-	-	○	●
Wipers – Front, speed-sensing intermittent	●	●	-	-	●	-	-	-
Wipers – Automatic with rain sensor (including automatic headlights)	-	-	●	●	-	●	●	●
Windscreen – Heated, with heated washer jets	●	●	●	●	●	●	●	●
<b>Pick-up box</b>								
Pick-up box – Steel, double-skinned, with drop-down tailgate	●	●	●	●	●	●	●	●
Pick-up box – Load rest with folding end stops (Optional on Limited Oct 16)	●	●	●	○	●	●	○	-
Pick-up box – DIN compliant outer tie down hooks*	●	●	●	-	●	●	-	-
Pick-up box – DIN compliant inner tie down hooks*	●	●	●	●	●	●	●	●
Pick-up box – Box rail extension with side rail tie downs	-	-	-	-	-	-	-	●
Pick-up box – C-channel cargo management tie down system	-	-	-	●	-	-	●	●
Tailgate locking	●	●	●	●	●	●	●	●
High performance bedliner (underrail) with protective side wall	-	○	●	●	○	●	●	●
Accessory power socket (12 V) in bedliner (Double cabs only)	-	-	-	-	-	-	●	●
Roll Top lockable cover	-	○	○	○	○	○	○	○
Loadbox bedliner, overrail (accessory)	-	○	○	○	○	○	○	-
Hardtop extension with side windows (colour coded)	-	-	-	-	○	○	○	-
Hard tonneau cover – 1 piece design (GRP in Silver)	-	-	-	-	○	○	○	-
Aluminium tonneau cover with incorporated rails for load security and crossbars*	-	-	-	-	○	○	○	-
Mountain Top Industries® Soft tonneau cover	-	○	○	○	○	○	○	-
Tow bar (deletes rear under-run bar)**	○/-	○	○	-	○	○	-	-
Tow bar (deletes rear under-run bar) integrated with stepped rear bumper**	-	-	-	○	-	-	○	○
<b>Optional packs</b>								
Off Road Pack – Includes engine and transfer protection, fuel tank protection and locking rear differential (4x4 only)	○	○	○	○	○	○	○	○

● = Standard, ○ = Option, at extra cost.

\*Tie-down loops comply with DIN 75410. \*\*Sports bar – Chrome, tubular – standard only on Limited 2 (see Price List). \*\*Towbars come with a 13 pin electrical connector, with 7 powered pins, an electrical kit is available as a dealer fit accessory to power additional pins, ball height homologation requirement is measured when the vehicle is at its Gross Vehicle Weight

### Auto Start-Stop

When your car is idling at a standstill, the engine automatically shuts down to save fuel consumption. When you want to drive off, the engine immediately restarts. (Standard on 2.2 160 PS, and 3.2 200 PS models with 6-speed manual transmission)

# Specifications

## Interior features

	Regular Cab XL	Super Cab XL	Super Cab XLT	Super Cab Limited	Double Cab XL	Double Cab XLT	Double Cab Limited	Double Cab Wildtrak
<b>Design features</b>								
Door trim – Colour-keyed with armrests, storage pockets and speaker grilles	●	●	●	●	●	●	●	●
Door trim – Chrome-finish window switches and inner door handles	-	-	●	●	-	●	●	●
Door trim – Cloth insert	●	●	-	-	●	-	-	-
Door trim – Premium fabric insert	-	-	●	-	-	●	-	-
Door trim – Leather inserts	-	-	-	●	-	-	●	-
Door trim – Unique inserts with orange stitching	-	-	-	-	-	-	-	●
Door trim – Chrome-finish inner door handles	-	-	●	-	-	●	-	-
Door trim – Chrome-finish window switches and inner door handles	-	-	-	●	-	-	●	●
Floor covering – Vinyl	○	-	-	-	○	-	-	-
Floor covering – Carpeted	●	●	●	●	●	●	●	●
Floor mat – Driver's rubber	●	●	-	-	●	●	-	-
Floor mats – Driver's carpet	-	○	●	-	○	●	-	-
Floor mats – Premium carpet with 'RANGER' logo (front only on Super Cab)	-	-	-	●	-	-	●	-
Floor mats – Premium carpet with 'Wildtrak' logo	-	-	-	-	-	-	-	●
Gearshift knob – Plastic	●	●	-	-	●	-	-	-
Gearshift knob – Leather-wrapped	-	-	●	●	-	●	●	●
Scuff plates – Chrome-effect, Ranger logo	○	○	○	○	○	○	○	-
Scuff plates – Chrome-effect, Wildtrak logo	-	-	-	-	-	-	-	○
Steering wheel – 4-spoke, incorporating horn function	●	●	-	-	●	-	-	-
Steering wheel – Leather-trimmed with steel graphite inserts with remote audio and cruise controls	-	-	●	●	-	●	●	-
Steering wheel – Leather-trimmed with Wildtrak orange stitching and tinted charcoal inserts with remote audio and cruise controls	-	-	-	-	-	-	-	●
<b>Audio and communication systems</b>								
Connected DAB Radio, 2/4speakers, remote audio controls, USB and AUX connection for external music devices (Only vehicles with Super or Double Cab receive four speakers) ICE 23Regular Cab, ICE34 Super or Double Cab.	●	●	-	-	●	-	-	-
DAB Radio/CD with 4.2" TFT screen, MP3 compatible, USB and AUX connection for external music devices, steering wheel controls, 4/6 speakers (woofers, 2 tweeters), (Regular Cab only) 6 speakers (4 woofers, 2 tweeters) (RAP and Double Cab only) Ford SYNC 1.1 with Voice Control and AppLink (Only vehicles with Super Cab or Double Cab receive six speakers). ICE 54	-	-	●	-	●	-	-	-
DAB Radio/CD with 8" TFT screen, MP3 compatible, USB and AUX connection for external music devices, steering wheel controls, 6 speakers (4 woofers, 2 tweeters), Ford SYNC2 with Voice Control and Touchscreen (includes Ford My Key), ICE Pack 88. Effective Q4 2016 SYNC 2 will be replaced with SYNC 3 ICE 84.	-	-	○	●	-	○	●	-
DAB Radio/CD with navigation, 8" TFT screen, MP3 compatible, USB and AUX connection for external music devices, steering wheel controls, 6 speakers (4 woofers, 2 tweeters), Ford SYNC2 with Voice Control and Touchscreen (includes Ford My Key) ICE 118. Effective Q4 2016 SYNC 2 will be replaced with SYNC 3 ICE 129.	-	-	○	○	-	○	○	●
<b>Climate control</b>								
Air conditioning – Manual control, CFC-free (4x4 only)	○	○	●	-	○	●	-	-
Air conditioning – Dual-zone Electronic Automatic Temperature Control (DEATC) only available with standard or PTC heater	-	-	□	●	-	□	●	●

# Specifications

## Interior features

	Regular Cab XL	Super Cab XL	Super Cab XLT	Super Cab Limited	Double Cab XL	Double Cab XLT	Double Cab Limited	Double Cab Wildtrak
<b>Comfort and convenience</b>								
Instruments – Speedometer, fuel gauge, water temperature gauge and tachometer	●	●	●	●	●	●	●	●
Instruments – Trip computer (includes distance to empty – average fuel economy – instant fuel economy – average speed – outside temperature and two trip meters)	●	●	●	●	●	●	●	●
Warning indicators for oil pressure, direction indicators, water in fuel, high beam, ignition/alternator, brake failure, airbags, glow plugs, rear fog light and 'lights on' audible warning	●	●	●	●	●	●	●	●
Digital tachograph Sensor port (connectors permitting tachograph to be fitted in service) - 4x4 only	●	●	●	●	●	●	●	●
Cruise Control (includes Speed Limiter) with steering wheel mounted audio controls and driver's airbag (Standard when specified audio system includes Ford SYNC )	○	○	●	●	○	●	●	●
Adaptive Cruise Control (with steering wheel mounted audio controls, driver's airbag, Lane Keeping System, Auto High Beam control, rain sensing wipers, Traffic Sign Recognition, forward alert and Pre-Collision Assist) only available if specified with SYNC 2 or 3 audio system)	-	-	-	○	-	-	○	○
Headlight levelling control	●	●	●	●	●	●	●	●
Control stalks – Column-mounted for master lights, indicators and wash/wipe functions	●	●	●	●	●	●	●	●
Accessory power socket (12 V) – Front, two	●	●	●	●	●	●	●	●
Accessory power socket (12 V) – Rear, one	-	●	●	●	●	●	●	●
Armrest – Centre console-mounted, with storage box	-	●	●	●	●	●	●	●
Centre console – Long, double lid with 2 cupholders and coin storage	●	●	●	●	●	●	●	●
Centre console – Front cool box	-	-	-	●	-	-	●	●
Centre console – Plastic lid cover	●	●	●	-	●	●	-	-
Centre console – Vinyl wrap premium lid cover	-	-	-	●	-	-	●	●
Cupholders – Rear	-	-	-	-	●	●	●	●
Courtesy light – For front passengers, overhead with theatre-style dimming	-	●	●	●	●	●	●	●
Courtesy lights – Illuminated entry system (courtesy lights and door mirror puddle lights, if fitted, illuminate when vehicle is unlocked)	-	●	●	●	●	●	●	●
Overhead console – Contains map reading lights	-	●	●	-	●	●	-	-
Overhead console – Contains map reading lights and sunglasses holder	●	-	-	-	-	-	-	-
Overhead console – Contains map reading lights, overhead dome light and sunglasses holder	-	-	-	●	-	-	●	●
Ambient "mood" lighting with a selection of 7 colours	-	-	-	-	-	-	-	●
Rear view mirror	●	●	-	-	●	-	-	-
Auto dimming Rear-view mirror (electrochromic)	-	-	●	●	-	●	●	●
Power converter (230 V/150 W)	-	○	○	○	○	○	○	○
Glovebox	●	●	●	●	●	●	●	●
Grab handle – Front, Driver and passenger's side	●	●	●	●	●	●	●	●
Grab handles – Rear, two (black on XL, chrome on XLT and Limited, self coloured on Wildtrak)	●	●	●	●	●	●	●	●
Storage – Front door pockets	●	●	●	●	●	●	●	●
Storage – Rear quarter panel pockets	-	●	●	●	-	-	-	-
Storage pocket – Front passenger's seat back	●	●	-	-	●	-	-	-
Storage pocket – Driver's and front passenger's seat back	-	-	●	●	-	●	●	●
Sunvisors – Two, with ticket holders on driver's side	●	●	-	-	●	-	-	-
Sunvisors – Vanity mirror on passenger's side	-	-	●	●	-	●	●	●
Windows – Front, electrically-operated, with one-touch lowering/closing and anti-trap feature on driver's door	●	●	●	●	●	●	●	●
Windows – Rear, electrically-operated with driver's disable switch	-	-	-	-	●	●	●	●

● = Standard, ○ = Option, at extra cost, □ = Part of an option pack at extra cost.



### SYNC Voice Control System

This technology lets you control your Bluetooth®-compatible mobile phone, audio, optional SD navigation and air conditioning systems (if optional DEATC is fitted) all with voice commands. Voice Control is a feature of SYNC audio systems. (Standard on XLT, Limited and Wildtrak)

### Bluetooth®-enabled audio streaming

Lets you stream music from your Bluetooth®-enabled mobile phone and play it through your audio system, as well as control your mobile device. You can also access the phone book and recent calls. (Standard on XLT, Limited and Wildtrak)

### USB port

Built-in USB-connectivity lets you listen to, and operate, your memory stick or USB-enabled digital music player via your Ford Ranger's audio system (standard on XLT, Limited and Wildtrak).

### 230 V power outlet

Clever additional touches also provide useful support to your business, such as a 230-volt power socket (invaluable when you need to charge a media device or work tool on the road).

\*Uses sensors



# Specifications

## Interior features

	Regular Cab XL	Super Cab XL	Super Cab XLT	Super Cab Limited	Double Cab XL	Double Cab XLT	Double Cab Limited	Double Cab Wildtrak
<b>Seats and seat belts</b>								
Front seats – Driver's manual height and tilt adjustment, with lumbar support adjustment and with height-adjustable head restraints	●	●	●	●	●	●	-	-
Front seats – Driver's power height, fore/aft, backrest angle and tilt adjustment (includes lumbar support adjustment)	-	-	-	-	-	-	●	●
Front seat – Heated driver and passenger	-	-	-	○	-	-	●	●
Rear seats – Jump	-	●	●	●	-	-	-	-
Rear seats – Three across seating with height-adjustable head restraints, centre armrest and underseat stowage	-	-	-	-	●	●	●	●
Seats – Cloth trim (Circuit Fabric for XL, Penta Fabric for XLT)	●	●	●	-	●	●	-	-
Seats – Soho Grain Leather trim	-	-	-	●	-	-	●	-
Seats – Partial Leather- Journey Grain/ Caliber Fabric	-	-	-	-	-	-	-	●
Seat belts – Front, 3-point with pre-tensioners and load-limiters	●	●	●	●	●	●	●	●
Seat belts – Front, driver and passenger's D-ring shoulder height adjustable	-	-	-	-	●	●	●	●
Seat belts – Rear, two 3-point diagonal inertia reel with grabbers	-	●	●	●	-	-	-	-
Seat belts – Rear, three 3-point diagonal inertia reel with grabbers	-	-	-	-	●	●	●	●
Rear seat – ISOFIX	-	-	-	-	●	●	●	●

● = Standard, ○ = Option, at extra cost, □ = Part of an option pack at extra cost.

**8-way electrically-adjustable heated driver's seat with lumbar support**  
(Standard on Double Cab)

# Specifications

## Mechanical features

	Regular Cab XL	Super Cab XL	Super Cab XLT	Super Cab Limited	Double Cab XL	Double Cab XLT	Double Cab Limited	Double Cab Wildtrak
<b>Brakes</b>								
Hydraulic, with vacuum servo-assistance and load apportioning valve	●	●	●	●	●	●	●	●
Ventilated front discs, rear drums	●	●	●	●	●	●	●	●
4-wheel anti-lock brakes and (Electronic Stability Control (ESC))	●	●	●	●	●	●	●	●
<b>Fuel tank</b>								
80 litres	●	●	●	●	●	●	●	●
Urea aftertreatment system (SCR)(20 litre capacity)	●	●	●	●	●	●	●	●
<b>Steering</b>								
Electronic Power Assisted Steering (EPAS)	●	●	●	●	●	●	●	●
Steering column – Rake adjustable	●	●	●	●	●	●	●	●
<b>Technology</b>								
Auto-Start-Stop system (N/A on XL 4x2)	●/-	●	●	●	●	●	●	●
<b>Transmission</b>								
Manual	●	●	●	●	●	●	●	●
Automatic	-	-	-	-	-	-	○	○

● = Standard, ○ = Option, at extra cost.



**Heated front seats**  
Heated driver and front passenger with variable settings, provide additional comfort in cold weather.  
Availability varies by series

# Specifications

## Safety and security

	Regular Cab XL	Super Cab XL	Super Cab XLT	Super Cab Limited	Double Cab XL	Double Cab XLT	Double Cab Limited	Double Cab Wildtrak
<b>Safety and Driver Assistance</b>								
Electronic Stability Control (ESC) <sup>1)</sup> with Emergency Brake Light <sup>1)</sup> , Emergency Brake Assist (EBA) <sup>1)</sup> , Load Adaptive Control (LAC) <sup>1)</sup> , Hill Descent Control (4x4 only), Hill Start Assist (4x4 only) <sup>2)</sup> , Trailer Sway Control <sup>1)</sup> and Roll Over Mitigation (ROM) <sup>1)</sup>	●	●	●	●	●	●	●	●
Emergency Brake Warning – Automatic flashing of indicator lights under heavy braking <sup>2)</sup>	●	●	●	●	●	●	●	●
Airbags – Driver's and front passenger's <sup>3)</sup>	●	●	●	●	●	●	●	●
Airbags – Side thorax airbags <sup>1)</sup>	●	●	●	●	●	●	●	●
Airbags – Side curtain airbags <sup>1)</sup>	●	●	●	●	●	●	●	●
Airbags – Driver's knee bolster airbag <sup>1)</sup>	●	●	●	●	●	●	●	●
Airbag – Front passenger's airbag de-activation switch <sup>1)</sup>	●	●	●	●	●	●	●	●
Beltminder – Driver's and front passenger's <sup>1)</sup>	●	●	●	●	●	●	●	●
Side impact door beams, steel safety cage <sup>1)</sup>	●	●	●	●	●	●	●	●
High Mounted Brake Light	●	●	●	●	●	●	●	-
Locks – Child-proof rear <sup>1)</sup>	-	-	-	-	●	●	●	●
Steering column – Collapsible on frontal impact <sup>1)</sup>	●	●	●	●	●	●	●	●
Tyre Pressure Monitoring System (TPMS)	○	○	●	●	○	●	●	●
<b>Security</b>								
PATS immobiliser	●	●	●	●	●	●	●	●
Alarm – Volumetric	●	●	●	●	●	●	●	●
Locks – Remote double locking	●	●	●	●	●	●	●	●
Locks – 2 flip keys	●	●	●	●	●	●	●	●
Locks – High security, shielded, strengthened mountings; steering column lock	●	●	●	●	●	●	●	●
Locks – Tailgate lock	●	●	●	●	●	●	●	●
Vehicle Identification Number (VIN) – Visible	●	●	●	●	●	●	●	●
MyKey <sup>4)</sup> (Included with Ford SYNC 2 or 3 with Voice Control and Touchscreen)	-	-	○	●	-	○	●	●

● = Standard, ○ = Option, at extra cost. <sup>1)</sup>Safety feature. <sup>2)</sup>Driver assistance feature.

**Note: A rear-facing child seat should never be placed in the front passenger seat when the Ford vehicle is equipped with an operational front passenger's airbag.**

### Braking System

Ranger makes your protection its priority. Standard safety features include ABS with Emergency Brake Assist (EBA) to help reduce emergency stopping distances. Brake pads and discs are both larger and longer lasting, and wear sensors will indicate when pads are due for replacement.



# Making life easy

Our range of finance, service and assistance options is designed with just one thing in mind – making life easy for you.

## Ford Transit24

At Ford we recognise the importance of minimising downtime, inconvenience and expense – that's why we provide first-class aftersales support.

When it comes to the service, maintenance and repair of your Ford commercial vehicles, look no further than your nearest Transit Centre. Dedicated to looking after your vehicle, Transit Centres offer specialised workshop equipment, tools and training, and can look after all your service, maintenance and warranty work.

### Convenient servicing

**While-you-wait servicing** Your commercial vehicle can be serviced when it suits you. Late night service appointments are available at least once a week and we respond to 1link online service booking requests within twenty minutes.

**Collection and delivery** This can be arranged at the time of your service booking for locations within a reasonable travelling time. So that it looks its best, your vehicle will be washed.

**MOTs and more** Transit Centres can handle MOTs (including Class 5 and 7 tests), tachograph servicing and speed limiting (VOSA approved).

### Other benefits

**Ford parts availability** Ford will endeavour to ensure any parts required will either be in stock or delivered anywhere on the UK mainland by 9am the next working day.

**Genuine Ford parts quality** All parts are designed and engineered by Ford, to Ford standards. Parts fitted to a vehicle outside of warranty carry a 'fitted in service' parts warranty.

**Ford diagnostics** For speedy and accurate fault diagnosis, we provide a sophisticated, internet-linked vehicle diagnostics system.

**Ford trained technicians** Ford commercial vehicle dealers have Ford-trained technicians, supported by online technical information and a Ford technical hotline.

**Unscheduled repairs** When your commercial vehicles aren't working, neither are your drivers. Our priority is to get your vehicle back on the road as quickly and as efficiently as possible.

**Priority treatment for urgent repairs** Initial diagnosis on urgent (vehicle off-road) repairs is carried out on arrival, with parts ordered within two hours of arrival – especially helpful when a replacement vehicle won't do. We aim to complete most repairs the same working day.

### Dedicated backup from Ford

**Ford Fleet Electronic Recall Programme** This simplifies the process of recalls and improves communications with the operators of affected vehicles.

**Ford Fleet Service Centre** A dedicated team of experienced service advisors to assist with your aftersales issues.

**Ford Fleet Accident Management** Whatever the make of the vehicle, we offer a free, ethical and comprehensive accident management programme.

**Efficiency, accuracy and convenience are at the heart of the Ford Transit24 commercial vehicle service promise. So, whether it's servicing, maintenance or repair you need, be sure to come and see us.** For more information and to find your nearest Transit Service Dealer, visit the aftersales support section at [www.ford.co.uk/fordfleet](http://www.ford.co.uk/fordfleet)

## Commercial Vehicle Finance

When it comes to financing your Ford Commercial Vehicle, our size and expertise means we're well placed to provide you with a wide range of finance products.

**Ford Credit\***: Provides a range of finance plans for Commercial Vehicle customers interested in owning their vehicle.

**Ford Lease\*\***: Specialises in contract hire and leasing and provides an alternative range of finance plans which can be tailored to suit your business. Business users only.

### Important Information:

\*Ford Credit: Finance subject to status. Guarantees may be required. Freepost Ford Credit.

Ford Credit is a trading style of FCE Bank plc, which is authorised by the Prudential Regulation Authority and regulated by the Financial Conduct Authority and Prudential Regulation Authority under firm reference number 204469.

\*\*Ford Lease: Ford Lease is provided by ALD Automotive Ltd, trading as Ford Lease, BS16 3JA. ALD Automotive is registered in England No. 987418. For the purposes of the Data Protection Act 1998 the data controllers in relation to any information you supply are Ford Motor Company Limited, FCE Bank Plc and ALD Automotive. Finance subject to status. Guarantees and indemnities may be required. ALD Automotive is authorised and regulated by the Financial Conduct Authority in respect of general insurance products. Ford Lease is a registered trademark of Ford Motor Company Limited.

### Services

To find the location of your nearest Transit Centre simply visit the Ford Dealer locator at [www.fordvans.co.uk](http://www.fordvans.co.uk)

**Ford Warranty** Every new Ford Fiesta Van and Ford Ranger is protected by a 3-year/ 60,000 mile\* warranty<sup>4)</sup>.

Ford Transit, Transit/Tourneo Custom, Transit/Tourneo Connect and Transit Courier are protected by a 3-year/100,000 mile warranty<sup>4)</sup>.

Ford Transit Chassis Cab One-Stop bodywork is covered by a 3-year/ 100,000 mile warranty<sup>4)</sup> and a 3-year Perforation Warranty provided by the bodywork supplier.

**Ford Perforation Warranty** Ford Ranger, Transit, Transit/Tourneo Custom, Transit/Tourneo Connect, Transit Courier and Fiesta Van are covered by the Ford Perforation Warranty<sup>4)</sup> for 12 years from the date of first registration. Please see your Ford Transit Specialist Dealer for details.

**Ford Assistance** Ford Transit, Transit Custom, Transit Connect and Ranger are supplied with a minimum of a 1-year Ford Assistance roadside package. Further details are available either on [www.ford.co.uk](http://www.ford.co.uk) or from your local Ford Dealer.

**Ford Accident Repair Centres** Approved Ford Accident Repair Centres meet rigorous Ford standards and are the best place to return your vehicle to its pre-accident condition.

### Contacts

**Ford Customer Relationship Centre** In the unlikely event that your Ford Dealer can't help you or if you need to speak to us directly, call 0203 564 4444 at local rates.

**Ford Rental** – local service nationwide Car and Van rental from our latest model range. Contact your local Ford Dealer for more information.

**Ford Motability** Call our Ford Motability team on 0345 6040019

\* year 1 - unlimited mileage

<sup>4)</sup> Subject to terms and conditions

# Colours and trims



**Frozen White**  
Solid body colour



**Moondust Silver**  
Metallic body colour\*



**Ocean<sup>1)</sup>**  
Metallic body colour\*



**Colorado Red<sup>1)</sup>**  
Solid body colour



**Oyster Silver<sup>1)</sup>**  
Metallic body colour\*



**Performance Blue<sup>1)</sup>**  
Metallic body colour\*



**Shadow Black**  
Mica body colour\*



**Copper Red<sup>1)</sup>**  
Metallic body colour\*





**Sea Grey**  
Metallic body colour\*



**Pride Orange<sup>2)</sup>**  
Metallic body colour\*

We chose  
Pride Orange.  
What will you  
choose?

Ford Ranger owes its beautiful and durable exterior to a special multi-stage painting process. Wax-injected steel body sections, plus new materials and application processes, ensure not only that it's virtually solvent-free, but will retain its good looks for many years to come.



**XL**

Circuit fabric in Ebony (seat insert)  
Pulse fabric in Ebony (seat bolster)

**XLT**

Penta fabric in Ebony (seat insert)  
Catalyst fabric in Ebony (seat bolster)

**Limited**

Soho Grain leather in Ebony (seat insert)  
Soho Grain leather in Ebony (seat bolster)

**Wildtrak**

Caliber fabric in Trak Orange (seat insert)  
Journey Grain leather in Ebony (seat bolster)

\*Metallic/Mica body colours are options available at extra cost.

<sup>1)</sup>Not offered on Wildtrak.

<sup>2)</sup>Wildtrak only.

The Ford Ranger is covered by the Ford Perforation Warranty for 12 years from the date of first registration. Subject to terms and conditions.  
**Note** The car images used are to illustrate body colours only and may not reflect current specification. Colours and trims reproduced within this brochure may vary from the actual colours, due to the limitations of the printing processes used.





MY 2016.75 GBR en

**Illustrations, descriptions and specifications.** This catalogue was correct at the time of going to print. However, Ford policy is one of continuous product development. The right is reserved to change specifications, colours and recommended prices of the models and items illustrated and described in this publication at any time. For the latest details always consult your Ford Dealer. **Optional equipment.** Throughout this publication, wherever a feature is described as being an 'Option' or 'Option Fitment/Pack' etc, you should assume that it will be at extra cost to the base vehicle, unless specifically stated to the contrary. All models and colour combinations are subject to availability. **Note.** Some images portrayed are of a pre-production model and/or are computer generated, therefore, the design/features on the final version of the vehicle may differ in various respects. In addition, some of the features shown on the vehicles may be optional. **Note.** This brochure contains both original Ford accessories as well as a range of products from our suppliers. **+**The identified accessories are carefully selected third party supplier branded accessories which do not come with a Ford warranty but are covered by the third party supplier's own warranty, the details of which can be obtained from your Ford Dealer. **Note.** The Bluetooth® word mark and logos are owned by the Bluetooth SIG, Inc. and any use of such marks by Ford Motor Company is under licence. The iPod word mark and logos are the property of Apple Inc. Other trademarks and trade names are those of their respective owners. **Note.** Some driver assistance features and safety features described in this brochure are designed to function using sensors, whose performance may be affected under certain weather or environmental conditions.

**The Government fuel figures** do not express or imply any guarantee of the fuel consumption of any particular vehicle. The vehicles themselves have not been tested and there are inevitably differences between individual vehicles of the same model. In addition, a vehicle may incorporate particular modifications. Furthermore, the driver's style and road and traffic conditions, as well as the extent to which the vehicle has been driven and the standard of maintenance, will affect its fuel consumption. **Insurance groups** are only as recommended by the Association of British Insurers. You should always consult your insurance adviser for confirmation.



bp  
Ford and BP – working together to reduce fuel consumption and emissions.



#### Ford One Call

In the unlikely event that your Ford Dealer can't help you or if you need to speak to us directly, call 0203 564 4444

#### Ford Rental - local service nationwide

Car and Van rental from our latest model range. Contact your local Ford Dealer for more information

#### Ford Motability

Call our Ford Motability team on 0345 6040019

#### Finance

Ford Credit Customer Services 0345 712 5490  
Ford Lease Customer Services 0344 600 1405  
Calls to 0344 and 0345 numbers are charged at the same rate as standard 01 or 02 geographic numbers, even when calling from a mobile.

Published by Ford Motor Company Limited, Brentwood, Essex, England.

Registered in England No. 235446.

FA 1545/13

BJN 206714. FoE H44E.

PN 677507/1117/25m/GBR en

November 2017.

© Ford Motor Company Limited.

[www.ford.co.uk](http://www.ford.co.uk)