

LAND ROVER LR2



2010 MODEL YEAR







Introduction

Revolutionary, highly-advanced LR2

PAGE 2

Breadth of capability

As capable on-road as it is off-road

PAGE 8

Power

Engine + transmission

PAGE 13

Smart technology

In-car technology and premium audio systems

PAGE 14

Interior environment

Premium materials, stadium seating and all-round versatility

PAGE 18

Safety

Safety through design and technology

PAGE 24

Specifications and choices

Exterior and interior colors, wheels and accessories

PAGE 30

Technical data

Powertrain, dimensions, capabilities and weights

PAGE 42

Purpose. Power. Precision. The 2010 Land Rover LR2 brings outstanding breadth of capability and efficiency. Land Rover's most fuel-efficient vehicle employs the latest technology, delivering superb handling with unparalleled comfort, on-or off-road. Inspired style that's versatile. LR2 is strong but smart, compact but spacious. Now updated with a range of new, contemporary colors and a wider choice of trim materials. It's everything you'd expect from a vehicle that redefines the standards of its class. Pure, uninhibited Land Rover.





From the first glimpse, LR2's distinctive exterior with sharp chiseled lines gives an immediate sense of purpose.

The individualistic design language incorporates interlocking shapes that reflect precision, integrity and quality. LR2 is substantial and broad-shouldered; it looks like it was hewn from solid material and, with the wheels planted four-square at the corners, has a sporty stance that is perfect for all terrains







Land Rover's renowned command driving position improves visibility and helps the driver feel in control.

The front corners of the vehicle are clearly visible while the well-proportioned door mirrors provide excellent coverage to the sides and the rear.



The driver's seat has eight-way adjustment as standard (electric operation with three memory settings is also available) and the steering wheel can be adjusted for both tilt and reach ensuring you can set the position that is right for you.



The refinement you expect from a premium saloon, but in a class-leading SUV. LR2 is a pleasure

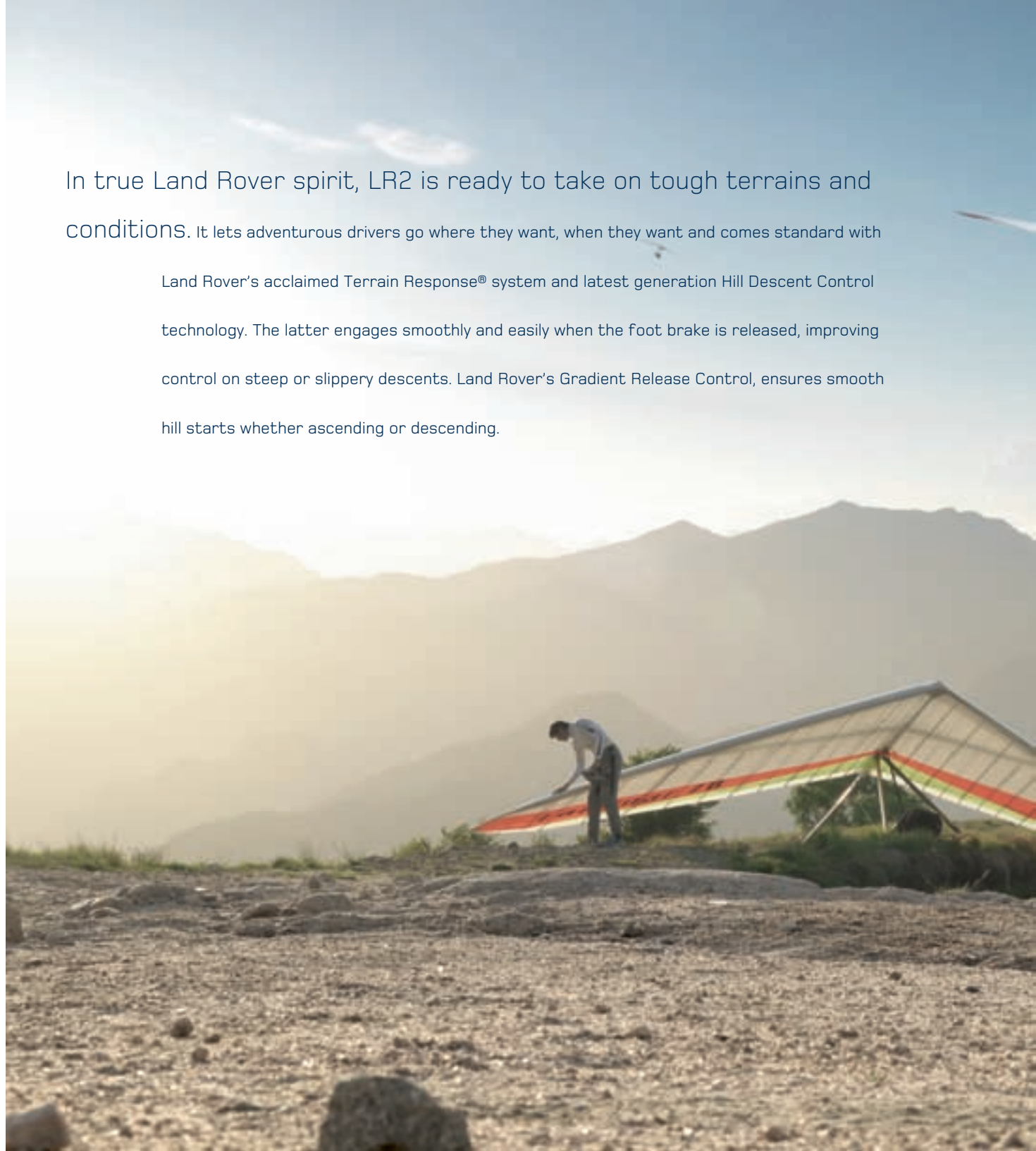
to drive, on-road or off. Independent suspension with long wheel travel, coupled with an exceptionally stiff body structure, delivers agile handling and outstanding ride comfort. And with no less than 22 (and counting) motoring awards worldwide since launch, LR2 continues to set the standard.





In true Land Rover spirit, LR2 is ready to take on tough terrains and conditions. It lets adventurous drivers go where they want, when they want and comes standard with

Land Rover's acclaimed Terrain Response® system and latest generation Hill Descent Control technology. The latter engages smoothly and easily when the foot brake is released, improving control on steep or slippery descents. Land Rover's Gradient Release Control, ensures smooth hill starts whether ascending or descending.







Terrain Response® enables you to realize your vehicle's

maximum capabilities -to go further and see more,

with outstanding control and confidence.



General Driving – tuned to give good vehicle dynamics in normal on-road driving and across a wide range of light off-road conditions.



Grass/Gravel/Snow – maximizes traction and control on firm, but slippery, surfaces. Wet leaves and grass, gravel or hard-packed snow and ice call for this setting.



Mud and Ruts – appropriate on unsurfaced tracks with ruts or soft, wet ground where some degree of wheel spin is important in order to maintain vehicle momentum.



Sand – provides momentum in dry, soft sand, with the powertrain and traction control systems adapting constantly to the terrain.

Effortless control. Using any one of four different settings, Land Rover's patented Terrain Response® System maximizes traction across a range of different surfaces through the vehicle's electronic management systems and traction aids. This exclusive capability optimizes drivability and comfort, and is like having a Land Rover expert sitting alongside you. Choose your setting – general driving, grass/gravel/snow, mud and ruts, or sand – which can be selected on the move via a convenient rotary control located in front of the gear selector.



The compact 3.2 liter straight-six engine employs advanced technologies, including Cam Profile Switching and Variable Valve Timing for more power, a better spread of torque and greater efficiency. The standard six-speed automatic transmission comes with CommandShift® for manual sequential gear changes. Sport mode offers an even livelier performance.



LAND
ROVER

+ | | +

o 3

MODE

+ | | -

▶▶ | ◀◀



Steering wheel mounted controls at your fingertips enable ultimate ease of use of LR2's intuitive technologies, including cruise control, the audio system and the available hands-free telephone operation.

As well as the standard air-conditioning system, the dual-zone climate control, with pollen filter, humidity sensor and air quality control system maintains fresh air circulating throughout the cabin to keep you and your passengers comfortable whatever the weather. The optional DVD satellite navigation system, with a large, high definition touch-screen, easy-to-use menu and extensive point-of-interest database, makes finding your destination as simple as possible. And, adding further to the feeling of lightness and airiness within the cabin, LR2 features a panoramic sunroof, incorporating an electrically operated front section as standard equipment. The glass is specially engineered to filter the infrared portion of the spectrum, providing light without unpleasant heat.

A close-up photograph of a dark, textured speaker grille. The grille is composed of a dense grid of small, circular perforations. The top-left corner of the grille is rounded. The background is a dark, textured surface, likely leather or a similar material. The lighting is dramatic, highlighting the texture of the grille and the background.

 **ALPINE**



Discerning musical taste. Love of the latest technology. Or both. An outstanding choice of two in-car entertainment systems satisfies everyone. Choose between the standard 320-watt Alpine stereo system, or the optional 440-watt Dolby ProLogic II 7.1 surround sound system with 14 speakers and MP3 compatibility. A Sirius Satellite Audio Receive System*, as well as HD Radio** are also available options. Rear passengers can even listen to a different music source to that of the driver, with an optional rear -seat headphone module, making long journeys much more enjoyable. And every LR2 comes with an MP3 audio socket as standard. Personal telephone integration of compatible mobile phones is also available via the Bluetooth® hands-free telephone system. Should you require it, an accessory auxiliary link lead can be specified that allows selected Apple Inc products*** to be operated via steering wheel controls. Sophisticated technology that adapts to you.

*Subscription not included

**Not available in Canada

***Discreet accessory link lead installation integrates iPod® Nano Gen 1, 2 and 3, iPod Video 30, 60 & 80Gb, Classic, iPhone and iTouch. The link lead also charges your iPod. iPod not included. iPod is a registered trademark of Apple Inc.







With a luxury interior that would be at home in a premium executive saloon, LR2 challenges the conventions

of a traditional SUV. Complimentary Ebony and Almond, a brand new Storm Grey interior color, extends the distinguished feel of the interior. Light streams in from all angles to highlight the attention to detail throughout the cabin – from the stitching applied to the standard premium leather seats, to the crafted, perforated leather used in their construction.






////ALPINE





Space to sit back and relax. Inside LR2, both the driver and passengers enjoy the benefits of generous leg, head and shoulder room.

Everyone can enjoy the view, with stadium seating putting rear passengers 1.96 inches/50 mm higher than those in front. Versatility is maximized by a loadspace with a 60:40 split rear seat and reversible load floor cover – carpet on one side, a water-resistant, wipe-clean surface on the other. A 12v power socket located within the loadspace provides added convenience.



LR2 is packed with a host of sophisticated primary safety systems and technology. There are large disc brakes all round, which, on the front, are reverse vented to improve thermal stability under severe braking. This means cool air is drawn into the center of the disc, then vented out over the rim, which helps provide the stopping power equivalent to a compact sports saloon. For superior traction and better on-road fuel economy, the electronic center coupling at the heart of LR2's intelligent four-wheel drive system adapts continuously and instantaneously to the conditions. Pre-engaging at rest to reduce wheel spin from standing starts, it also engages instantaneously whenever traction loss is detected on the move. Land Rover has been producing world-leading all-terrain passenger vehicles since 1948 – many of which are still in use across the globe. Today we continue to design vehicles that fulfill a specific role and are fit for purpose the world over.



Safety is enhanced by the immensely strong monocoque body and inner safety cell which is protected by meticulously engineered front and rear crumple zones which absorb energy on impact. Ultra-high-strength steel is used in the construction of the body. Dual-phase steel, which requires special pressing because of its resilience, is found in key components such as the front windscreen pillars and lower side sills. The result is a first class, weight-efficient safety cell. Seven airbags, fitted as standard on all vehicles, play a key role in helping to protect all occupants. Driver and front passenger airbags for head and chest protection. Driver and front passenger side airbags for side impact protection. Full-length curtain airbags provide head impact and rollover ejection protection for all occupants. Driver's inflatable knee airbag for additional lower body protection.

SAFETY & SECURITY

	HSE
Roll Stability Control (RSC)	■
Airbags, row one driver and passenger front	■
Airbags, row one driver and passenger side	■
Airbags, side and head curtain (1st, 2nd)	■
Driver's knee airbag	■
Central high level stop lamp	■
Anti-lock Braking System (ABS)	■
Emergency Brake Assist (EBA)	■
Electronic Brake-force Distribution (EBD)	■
Electronic Traction Control (ETC)	■
Cornering Brake Control (CBC)	■
Dynamic Stability Control (DSC)	■
Hill Descent Control (HDC)	■

■ Standard

STEERING

	Description	HSE
Type		Assisted Rack and pinion
Steering wheel: height adjustment standard	Turns lock to lock	2.6
Turning circle (feet)	Curb-to-curb	37.1



EBA

Emergency Brake Assist

CBC

Cornering Brake Control

ETC

Electronic Traction Control

LR2 comes with a host of sophisticated stability control systems, all fitted as standard.

These systems enhance traction by reducing engine torque and apply a unique braking force to each individual wheel, helping to ensure both safety and capability where you need it.

EBA Emergency Brake Assist. Increases hydraulic pressure during emergency braking and can improve stopping distances by up to 15 percent.

ETC Electronic Traction Control. Senses when wheel slip is occurring and uses the braking system to minimize wheel spin.

CBC Cornering Brake Control. Enhances rear-end stability when braking in corners.

DSC Dynamic Stability Control. Designed to correct over- or under-steer, it interacts with the engine and brakes to help maintain stability.

RSC Roll Stability Control. Detects critical levels of roll and applies braking to increase the turn radius to help reduce the likelihood of a rollover.

So whatever obstacles might come your way, LR2 gives you impeccable control.

DSC

Dynamic Stability Control

RSC

Roll Stability Control



LandRoverUSA.com/OurPlanet

Our commitment is to a sustainable future. Everything from the design of our vehicles and the way we build them, to how and where we use them and, at the end of their life, to how they can be safely disposed of, Land Rover is committed to a sustainable future. We're committed to reducing our impact on the environment and are working in four key areas.



e_TERRAIN TECHNOLOGIES.

In 2007 we announced a joint investment into new technologies to improve the environmental performance of our vehicles. This joint investment now stands at £800m. In 2008 we revealed our new concept vehicle, the LRX; a Land Rover in body and spirit but conceived as a hybrid 2.0 liter diesel with potential CO₂ emissions of 120g/km.



SUSTAINABLE MANUFACTURING.

World class manufacturing facilities. Certified to ISO14001 since 1998. Our manufacturing facilities at Solihull and Halewood have reduced emissions by around 4 percent year on year, over the last 5 years. Total energy used in manufacturing each vehicle has been reduced by 19 percent since 2002. While water use per vehicle has been cut by 14 percent in the same period. We're also offsetting all CO₂ emissions by the manufacturing assembly of Land Rover vehicles at both plants. Partnered with specialist organization Climate Care, our offset projects include a wind farm in China and hydro electric generators in Tajikistan. In addition, Land Rover vehicles are now designed to be 85 percent recyclable with all current models meeting the European End of Life Vehicles Directive. Sustainable and recyclable materials play an important role too: LR2 contains 10 percent recycled and 10 percent renewable materials.



CO₂ OFFSETTING in 2006, in the UK, we launched a pioneering programme for customers, independently administered by Climate Care, to offset CO₂ emissions for the first 45,000 miles (72,000 km) of all new Land Rovers. This program is being rolled out progressively to other countries around the world. We're also the first automotive company to offset 100 percent of our manufacturing assembly CO₂ emissions.



GLOBAL CONSERVATION AND HUMANITARIAN PROJECTS.


Land Rover vehicles are used by conservation and humanitarian organizations worldwide and are often first choice for difficult tasks. Organizations include the Born Free Foundation, Biosphere Expeditions, Royal Geographical Society (with IBG), China Exploration and Research Society and Earthwatch Institute. Our projects are diverse, ranging from an initiative to help with the protection of rare wolves in Ethiopia, to a project funded by our CO₂ offset program which provides efficient cooking stoves to rural parts of Uganda.

Our planet. We take our responsibility to our planet very seriously. Our vehicles are designed for purpose. As part of our Fragile Earth policy Land Rover has actively promoted responsible off-road driving since 1990. Land Rover Experience Driving Schools teach drivers to understand the full potential and unique breadth of capability of their vehicles while reducing impact on nature and the environment, in a wide range of activities.


To find out more, and to see our progress, visit www.LandRoverUSA.com/OurPlanet




EXTERIOR COLORS




Catering for almost every taste is our range of exterior colors. Two very tough, distinctive finishes (Solid and Metallic) are available depending on color choice. Our paints were recently recognized by the independent authority JD Power to be consistently best in class for paint quality. Land Rover's paint process at Halewood, UK, involves five key stages, including a three-coat electrostatic paint application and rigorous anti-corrosion wax protection.



RIMINI RED



SANTORINI BLACK



STORNOWAY GREY



ZERMATT SILVER



BALI BLUE*



IPANEMA SAND**

○ Solid color *Bali Blue replaces Martinique Blue Q3 2009 **Ipanema Sand replaces Nazca Sand Q3 2009

Nothing personalizes a vehicle, and enhances its looks and capability, more than the appropriate set of wheels and tires. The three factory-fitted styles and their applicability is detailed below:

ALLOY WHEELS & TIRES

HSE

18 inch 12-Spoke Alloy Wheels – 235/60AT	<input type="checkbox"/>
19 inch 7-Split Spoke Sparkle Silver Finish Alloy Wheels – 235/55AT	<input checked="" type="checkbox"/>
19 inch 10-Spoke Shadow Chrome Finish Alloy Wheels – 235/55AT	<input type="checkbox"/>

■ Standard □ Option

Please note: When choosing vehicles fitted with specific wheel and tire combinations or optional wheels and tires, your intended use of the vehicle should be considered. Wheels with larger diameters and lower profile tires may offer certain styling or driving benefits, but may be more vulnerable to damage, please discuss your requirements with your Retailer when selecting your vehicle and specification.



18 INCH, 12-SPOKE ALLOYS –
235/60AT
NO COST OPTION
(APPROPRIATE SIZE FOR FITTING SNOWCHAINS)



19 INCH, 7-SPLIT SPOKE
235/55AT SPARKLE SILVER FINISH
ALLOY WHEELS
STANDARD













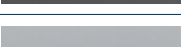
19 INCH, 10-SPOKE –
235/55AT SHADOW CHROME FINISH
ALLOY WHEELS
OPTIONAL





COLOR AND TRIM COMBINATIONS

A wide variety of exciting interior colors and material combinations are available to suit taste and individual preference.

EXTERIOR COLORS	EBONY/EBONY INTERIOR TRIM	STORM/EBONY INTERIOR TRIM	ALMOND/ALMOND INTERIOR TRIM
 Alaska White [○]	R	□	□
 Biscay Blue	□	R	□
 Galway Green	R	□	R
 Izmir Blue	□	R	□
 Lago Grey [†]	R	■	R
 Martinique Blue ^{*†}	■	R	□
 Nazca Sand ^{**}	R	□	■
 Rimini Red	■	□	■
 Santorini Black ^{††}	R	R	■
 Stornoway Grey	R	■	R
 Zermatt Silver	R	■	R


■ Designer's Choice R Recommended □ Combination is available ○ Solid color *Bali Blue replaces Martinique Blue June 2009 **Ipanema Sand replaces Nazca Sand June 2009
[†]Optional Colors Extended Global Paint Palette – Please see your Retailer for details (additional charges may apply) ^{††}Santorini Black is an extra cost option – Please see your Land Rover Retailer for details




INTERIOR TRIMS

This chart shows available seat trim materials with their applicable interior colorway theme described below.


NAPOLI PERFORATED LEATHER (WITH ADDITIONAL PARTIALLY PERFORATED FRONT SEAT PANELS) Seat facings and bolsters with color co-ordinated door casing inserts.



STORM/EBONY
Carpets, lower door casings, center console and lower fascia in Ebony.



EBONY
Carpets, lower door casings, center console and lower fascia in Ebony.



ALMOND
Lower door casings, center console and lower fascia in Almond. Nutmeg carpets.

ALL LR2'S FEATURE AN EBONY STEERING WHEEL, EBONY LOADSPACE CARPET AND EBONY INSTRUMENT PANEL



INTERIOR FINISHERS AND CARPETS

INTERIOR		EBONY/EBONY	STORM/EBONY	ALMOND/ALMOND
HSE	 Satin Silver	nco	nco	—
	 Dark Laurel	■	■	■

■ Standard nco No Cost Option — Combination is not available



SATIN SILVER (METALLIC FINISH)



DARK LAUREL (WOOD FINISH)



EBONY CARPET



NUTMEG CARPET



COMMAND DRIVING POSITION Land Rover's renowned command driving position improves visibility and helps the driver feel in control. A eight-way adjustable driver's seat and a steering wheel that is adjustable for tilt and reach adds to the drivers comfort and wellbeing.



STEERING WHEEL CONTROLS All our models come standard with steering wheel mounted cruise control and audio controls. Hands free telephone operation is available when ordered with Bluetooth® Personal Telephone Integration..



CLIMATE CONTROL The standard, dual-zone climate control air conditioning and air quality control system maintain fresh air circulating throughout the cabin, keeping you and your passengers comfortable.



FRONT SEAT AND TRIM MATERIALS Elegant, high-quality materials are used throughout the cabin. Facings and bolsters in leather with color co-ordinated door casing inserts and instrument panel. Trim colors available include Ebony, Almond and Storm Grey, The front seats provide excellent support, eight-way adjustment is standard for the driver, with optional electric control and seat memory.



REAR SEATS Everyone enjoys the view with stadium seating putting rear passengers inches higher than those in front. Full-sized rear seats can accommodate three adults in comfort. Storage space includes door bins with integral cup/bottle holders within the rear centre armrest is additional stowage, together with twin cupholder.



REAR SEAT HEADPHONE MODULE Twin rear headphone modules allow headphone users to listen to the music source of their choice independently of other passengers. Each module features a 3.5mm headphone socket with volume, source and preset/track select control. (only available in HSE LUX)



IN-CAR ENTERTAINMENT An outstanding choice of two in-car entertainment systems, all with MP3 compatibility:

- A premium Dolby ProLogic II 7.1 surround sound system, 12x40W amplifier, auxiliary input and fourteen speakers.
- Radio and 6-disc in-dash CD player, 8x40W amplifier, auxiliary input and nine speakers.

To increase your choice of listening you can also specify a Sirius Satellite Audio Receiver System or HD Radio.



SATELLITE NAVIGATION The optional DVD satellite navigation system, with a large, high definition touch-screen, easy-to-use menu and extensive point-of-interest database, makes finding your destination as simple as possible.



PANORAMIC SUNROOF The standard panoramic sunroof - with a fixed rear section and electric tilting/sliding front section - adds to the feeling of lightness and airiness within the cabin. The glass is specially formulated to filter the infra-red portion of the spectrum, providing light without unpleasant heat. Both sections also include a convenient blind.



LOADSPACE The versatile rear loadspace can be expanded by folding the 60/40 split rear seats to provide a flat load floor - and up to 58.9 cubic feet of space. With 49.1 inches between the wheel arches there's always room for more awkward loads.



CONVENIENCE FEATURES Life with LR2 is so practical thanks to thoughtful technology. Features include: An electrochromatic rear view mirror for automatically minimizing the dazzle of headlamps at night. Rain sensing wipers, and twin map lights conveniently located in the roof console above the rear view mirror.



SAFETY Ultra-high-strength steel is used to construct an immensely strong monocoque body and inner safety cell protected by front and rear energy absorbent crumple zones. Seven airbags are fitted as standard on all vehicles.

Individuality, style and capability. An exceptional range of specialist accessories present the perfect opportunity to tailor LR2 to your personal activities and tastes, as well as adding distinguished styling cues. The range features carrying and towing options, exterior and interior styling additions, along with a selection of striking alloy wheel designs, all available individually, which can be fitted at any time – not just when the vehicle is new. For full product details, ask your Land Rover Retailer for a copy of the LR2 accessories brochure where you'll find everything you need to get geared up.

Note: All LR2 accessories are designed to aid a chosen function, but may affect off-road capability.







STANDARD FEATURES

Engine & Transmission

- 3.2 liter Inline 6 Cylinder Engine
- Six-speed automatic transmission with CommandShift®
- Full time intelligent all-wheel drive.

Suspension & Steering

- Independent front & rear suspension
- Power steering with manual tilt and reach adjustment.

Safety & Security

- Remote control central locking on all doors, and tailgate
- Push button start/stop
- Perimetric security system
- Anti-lock Braking System (ABS)
- Emergency Brake Assist (EBA)
- Electronic Brake-Force Distribution (EBD)
- Electronic Traction Control (ETC)
- Cornering Brake Control (CBC)
- Dynamic Stability Control (DSC)
- Roll Stability Control (RSC)
- Hill Descent Control (HDC)
- Driver & front passenger airbags, front seat side airbags, full length side curtain airbags & inflatable driver's knee airbag
- Four-wheel disc brakes with mechanical handbrake
- Two rear ISOFIX child seat anchor points
- Rear seat head restraints.

Interior

- Rear seat split 60:40 design
- Central storage compartment in fascia
- Dual cup holder in center console
- Electric front and rear windows with one-touch operation
- Alpine® 320-watt AM/FM Stereo Audio System with six-disc, in-dash CD player and nine speakers
- MP3 auxiliary audio socket
- Electro-cromic auto-dimming rear view mirror
- Automatic climate control with air filtration
- Trip computer with message center
- Auxiliary power sockets-Front, rear & loadspace.

Exterior

- Colored front & rear bumpers
- Heated, electrically adjustable exterior mirrors
- Halogen headlights with headlamp courtesy delay
- Titan finish twin bar grille
- 19 inch alloy wheels.

COMFORT AND CONVENIENCE

	HSE
Terrain Response®	■
Cruise control	■
Remote steering wheel controls for audio system	■
Sun visors with illuminated vanity mirrors	■
Roller blind luggage cover	■
Automatic climate control with air filtration	■
Panoramic sunroof	■
Front center console covered storage compartment	■
Heated front seats	□

INTERIOR TRIM

Napoli leather seating surfaces with eight-way electric driver adjustment (inc. electric lumbar support) and six-way electric passenger adjustment, Map pockets rear of front seats, rear center armrest, and driver and passenger armrests	■
Leather steering wheel	■
Dark Laurel instrument panel finisher	■
Satin Silver instrument panel finisher	nco
Carpet mats, front and rear	■

INFORMATION, COMMUNICATION AND ENTERTAINMENT

Rear seat headphone sockets*	□
Alpine® 320-watt AM/FM stereo audio sounds system with six-disc in-dash CD changer and nine speakers	■
Premium ICE Alpine® 440-watt sound system with six-disc, in-dash CD changer and 14 speakers. Dolby ProLogic II 7.1 surround sound*	□
Auxiliary input for iPod or MP3 player	■
DVD navigation system with full color touch screen	□
Bluetooth® telephone connectivity	□

SIRIUS SATELLITE RADIO & BLUETOOTH® PACKAGE

Sirius Satellite Digital Audio Receiver System (SDARS) and Bluetooth® telephone connectivity	□
--	---

COLD CLIMATE PACKAGE

Windscreen - heated	
Windscreen washers - heated	□
Front seats - heated	

EXTERIOR FEATURES

	HSE
Rain sensing windshield wipers and automatic headlights	■
Front fog lights & headlamp powerwash	■
Heated front seats, heated front windshield and heated washer jets	■
Parking aid - rear	■
Bright tailpipe finishers	■
Privacy glass	■
Metallic paint	nco
Body colored bumpers and side sills	■
Rear tailgate spoiler	■
Tungsten door handles	■

TRANSMISSION

Six-speed automatic transmission with CommandShift® on i6	■
---	---

EMERGENCY EQUIPMENT

Temporary spare tire	■
----------------------	---

HSE PLUS PACKAGE

Sirius Satellite Digital Audio Receiver System (SDARS), Bluetooth® telephone connectivity, HD digital radio (not available in Canada), Adaptive Bi-Xenon headlamps, approach, footwell and puddle lights, front map reading lights Electro-cromic rear view mirror with HomeLink® and memory system for drivers seat and exterior mirrors	□
---	---

HSE LUX PACKAGE

HSE Plus package (HD digital radio not available in Canada), DVD navigation system with full color touch-screen, Alpine® Premium 440-watt sound system with Dolby ProLogic II 7.1 surround sound, in-dash six-disc CD changer and 14 speakers with rear seat headphone sockets	□
--	---

HST PACKAGE

Sport body kit, HST grille design, dual tailpipe finisher available in Rimini Red, Santorini Black, Stornoway Grey, Zermatt Silver, Martinique Blue and Alaska White	□
--	---

■ Standard □ Option – Not Available nco No Cost Option

*Only available as part of Option Package

The Bluetooth® word mark and logos are owned by the Bluetooth Sig. Inc. and any use of such marks by Land Rover is under license

ALPINE® is a registered trademark of Alpine Electronics Inc.

HomeLink® is a registered trademark of Johnson Control, Inc.



REMOTE CONTROL AND START/STOP BUTTON The remote control includes the following functions: locking and unlocking of the doors and tailgate, a 30 second courtesy headlamp delay and activation of panic alarm. In order to start the car the remote has to be docked into the fascia and the correct procedure followed using the start/stop button.

TERRAIN RESPONSE® Land Rover's patented Terrain Response® system adds to LR2's breadth of capability. Any of the four programs – general driving, grass/gravel/snow, mud & ruts, or sand - can be easily selected by simply turning the rotary control. In addition all vehicles are fitted with Hill Descent Control and Land Rover's Gradient Release Control.

PERFORMANCE WITH REFINEMENT A compact, advanced 3.2 liter straight-six engine with Cam Profile Switching and Variable Valve Timing delivering more power, a better spread of torque and greater efficiency.



COMMANDSHIFT® The 6 speed automatic transmission with CommandShift® is standard. CommandShift® provides manual sequential gear changes and Sports mode providing even livelier performance.



STABILITY CONTROL SYSTEMS LR2 comes with a host of stability control systems as standard, designed to enhance traction by reducing engine torque and applying a unique braking force to each individual wheel where driving conditions dictate. They include: Anti-lock Braking System (ABS), Electronic Traction Control (ETC), Electronic Brake-force Distribution (EBD), Cornering Brake Control (CBC), Emergency Brake Assist (EBA), Dynamic Stability Control (DSC), Engine Drag Control and Roll Stability Control (RSC).



HEADLAMPS Standard Halogen headlamps with impact-resistant polycarbonate lenses. Bi-Xenon projector lamps providing crisp blue-white light letting you see further. Optional Adaptive Bi-Xenon projector lamps provide crisp blue-white letting you see further and automatically swivel with the direction of travel to improve the view of the road ahead.

TRANSMISSION

HSE	
Transmission type	
Gear Ratios	Six-speed auto
1st	4.148
2nd	2.370
3rd	1.556
4th	1.155
5th	0.859
6th	0.686
Reverse	3.394
Final drive ratio	3.750

MAX SPEED IN GEARS

mph - Autos in 'D', without CommandShift® or Sport selected

HSE	
1st	35
2nd	61
3rd	93
4th	124
5th	124
6th	114

BRAKES

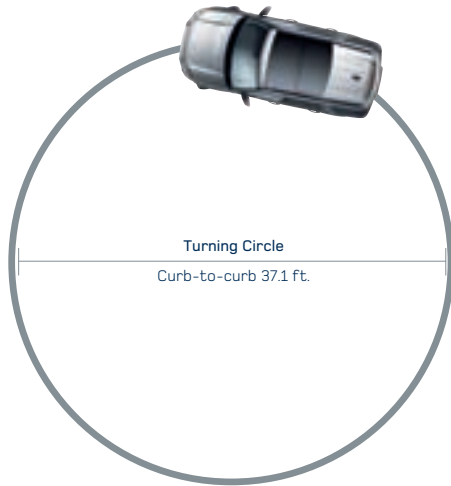
HSE	
Front type	Ventilated disc
Front size	12.5 inches/318 mm
Rear type	Ventilated disc
Rear size	12 inches/305 mm
Parking type	Duo Servo
Size	7.25 inches/184 mm

ENGINE DATA

HSE
Transversely mounted inline-six cylinder engine. Aluminum engine block, cylinder head and bedplate. 24 Valve with twin overhead camshafts and Cam Profile Switching (CPS). Engine management system mapped for both low and high driving loads/speeds. Variable Valve Timing (VVT) and multi-holed fuel injectors. Three-way catalysts, unleaded fuel only. Bore 84mm. Stroke 96mm. Cubic capacity 3,192cc. Compression ratio 10.8

Engine	
Location	Front Transverse
Capacity (cc)	3,192
No. of Cylinders	6
Cylinder Layout	In-line
Bore	3.307 inches/84 mm
Stroke	3.780 inches/96 mm
Compression ratio	10.8
Cylinder head material	Die cast light weight aluminum alloy
Cylinder block material	Die cast light weight aluminum alloy
Valves	24
Maximum power	230bhp @ 6,300rpm
Maximum torque	234lb-ft @ 3,200rpm

DIMENSIONS AND CAPABILITY



Obstacle Clearance
Ground clearance up to 8.3 inches/211 mm



Wading Depth
Maximum wading depth 19.7 inches/500 mm



Off-road Geometry

A	B	C
Approach Angle 29°	Ramp Break Over Angle 21.5°	Departure Angle 32°



Maximum load space – seats folded

Interior

Head room
Maximum headroom 40.2 inches/1,021 mm with Panoramic sunroof

Leg room

Front	41.9 inches/1,064 mm
Rear	36.4 inches/925 mm

Shoulder room

Front	57.6 inches/1,463 mm
Rear	57.3 inches/1,455 mm



Maximum load space – seats up

Luggage Capacity

Load space length behind:

Rear seats folded	61.8 inches/1,570 mm
Rear seats up	36 inches/914 mm

Width
49.1 inches/1,247 mm

Height
34.8 inches/884 mm

Load space volume behind:

Rear seats folded	58.9 cu. ft.
Rear seats up	26.7 cu. ft.

PERFORMANCE AND WEIGHTS

WEIGHTS lbs (kg)

	HSE
Curb weight	Curb weight from 4,255lb (1930kg)
Maximum laden weight	5,520lb (2,505kg)
Towing	
Max towing (with brakes)	3,500lb (1,585kg)
Unbraked trailer	1,650lb (750kg)
Maximum tongue weight	330lb (150kg)
Max. mass of vehicle and trailer combination (GTW)	9020lb (4,090kg)
Payload capacity = 1,100lb (500kg)	

PERFORMANCE AND FUEL ECONOMY

	HSE
Maximum speed mph	121
Acceleration - secs 0-60mph	8.4
Fuel economy	
Highway mpg	22
Metro highway combined mpg	17
Useable capacity fuel tank (US gallon)	18.5
Drive by noise/dB	72

Width 78.8 inches/2,002 mm
mirrors folded
85.7 inches/2,177 mm mirrors out



Rear wheel track
63.5 inches/1,613 mm



Wheelbase 104.7 inches/2,659 mm



Front wheel track
63 inches/1,600 mm

Height
68.5
inches/
1,740 mm



Length 177.1 inches/4,498 mm

Minimum height Roof options

	HSE
With roof pod	69.5 inches/1,765 mm
Sunroof open	69.8 inches/1,773 mm
With roof rails	72.1 inches/1,831 mm

www.LandRoverUSA.com

IMPORTANT NOTICE: This publication is for international usage and while Land Rover take the utmost care in ensuring that all the details in the publication are correct at the time of going to press, we are constantly striving for improvement and therefore reserve the right to alter specifications and equipment without notice. Details of specifications and equipment are also subject to change to suit local market conditions and requirements, and not all products are available in every market. Some vehicles may be shown with accessories or optional equipment fitted. The colors reproduced here

are subject to the limitations of the printing process and may therefore vary slightly from the actual vehicle. The company reserves the right to alter or withdraw any color finish without notice. Some of these colors may not be obtainable in your country, please check availability with your Land Rover Retailer. Please consult your Land Rover Retailer who will be pleased to advise you on current specifications and delivery availability. Distributors and Retailers are not agents of Land Rover and have absolutely no authority to bind Land Rover to any express or implied undertaking or representation.



Mixed Sources

Product group from well-managed
forests and other controlled sources
www.fsc.org Cert no. CU-COC-809367
© 1996 Forest Stewardship Council

Please recycle this brochure after use

Jaguar Land Rover North America, LLC
555 MacArthur Blvd.
Mahwah, NJ 07430
www.LandRoverUSA.com

© Land Rover 2009. Publication Number: LRML 2873/09



BY APPOINTMENT
TO HM THE QUEEN
MANUFACTURERS OF
LAND ROVER VEHICLES
LAND ROVER, WARWICK



BY APPOINTMENT
TO HRH THE DUKE OF EDINBURGH
MANUFACTURERS OF
LAND ROVER VEHICLES
LAND ROVER, WARWICK



BY APPOINTMENT
TO HRH THE PRINCE OF WALES
MANUFACTURERS OF
LAND ROVER VEHICLES
LAND ROVER, WARWICK

