

# ALL-NEW DISCOVERY

2017



ABOVE & BEYOND







BY APPOINTMENT TO  
HM THE QUEEN  
MANUFACTURERS OF  
MOTOR VEHICLES  
JAGUAR LAND ROVER LIMITED  
COVENTRY



BY APPOINTMENT TO  
HRH THE DUKE OF EDINBURGH  
MANUFACTURERS OF  
MOTOR VEHICLES  
JAGUAR LAND ROVER LIMITED  
COVENTRY



BY APPOINTMENT TO  
HRH THE PRINCE OF WALES  
MANUFACTURERS OF  
MOTOR VEHICLES  
JAGUAR LAND ROVER LIMITED  
COVENTRY



**ABOVE & BEYOND**

Ever since the first Land Rover vehicle was conceived in 1947, we have built vehicles that challenge what is possible. These in turn have challenged their owners to explore new territories and conquer difficult terrains. Our vehicles epitomize the values of the designers and engineers who have created them. Each one instilled with iconic British design cues, delivering capability with composure. Which is how we continue to break new ground, defy conventions and encourage each other to go further. Land Rover truly enables you to make more of your world, to go above and beyond.













## CONTENTS

### INTRODUCTION

The Concept of the All-New Discovery	6
All-New Discovery – The Facts	8

### DESIGN

Exterior	11
Interior	15
Seven Full-Size Seats	19
Remote Intelligent Seat Fold	19
Space and Comfort	21
Storage	22
Powered Inner Tailgate	24
Powered Gesture Tailgate	24
Cargo Capacity	26

### DRIVING TECHNOLOGY

Testing	28
All-Terrain Technology	31
Terrain Response®	31
All Terrain Progress Control	31
Hill Descent Control (HDC®)	32
Permanent 4 Wheel Drive Systems	35

Suspension	35
Efficient Technologies	37
On-Road Dynamics	38

### DRIVER ASSISTANCE

Driving Aids	40
Parking Aids	45
Towing Aids	46

### CONNECTIVITY.

ENTERTAINMENT. COMFORT	
Land Rover InControl®	50
Audio Systems	54
Connectivity	57
Comfort For All	59
Activity Key	63

### TRANSMISSION AND ENGINES

8-Speed Automatic Transmission	65
Gasoline Engine	66
Diesel Engine	67
Engine Performance	68

### BODY AND CHASSIS

Strength and Stability	70
------------------------	----

### SAFETY

72

### ENVIRONMENTAL

Sustainability	75
----------------	----

### SPECIFICATIONS

Choose Your Engine	78
Choose Your Model and Options	80
Choose Your Color	100
Choose Your Wheels	104
Choose Your Interior	106
Choose Your Accessories	114

### TECHNICAL DETAILS

120

### A WORLD OF LAND ROVER

122



Scan to view the All-New Discovery in action.

Vehicle shown left is HSE Luxury in Namib Orange. Vehicles shown feature optional wheels and a number of optional features.



## INTRODUCTION

# THE CONCEPT OF THE ALL-NEW DISCOVERY


Ever since it first took to the streets, mud tracks and deserts in 1989, the Land Rover Discovery has blazed its own trail. From Alaska to Zambia, it has become synonymous with capability and versatility, whether off-road or in the city. The All-New Discovery takes those characteristics, together with several innovations pioneered by Land Rover, to uncharted territories.

The All-New Discovery is a quantum leap forward in SUV Design. A radical and sharply focused approach to embodying Land Rover's vision of the most versatile and capable SUV.

The All-New Discovery combines the flexibility of a beautifully crafted full-size seven seat\* interior, packed full of ingenious design details, with dramatic proportions, clean modern lines and a dynamic silhouette.

So wherever you want to go, whoever and whatever you want to take, the All-New Discovery is every vehicle you'll ever need.

\*Available as part of a package on SE and HSE and standard on HSE Luxury.  
Vehicle shown right is HSE Luxury in Namib Orange.









# ALL-NEW DISCOVERY – THE FACTS

Form, function and exemplary levels of finesse are brought together to help create one of our most compelling vehicles to date. Its inherent strength and off-road capabilities are matched only by its bold contemporary looks and alluring touches of luxury. Inside, astute use of space coupled with high quality design and use of premium materials enhance the vehicle's bold horizontal and vertical lines.

The versatility of the cabin is highlighted by the easily configurable seven seat\* layout and plentiful storage, with thoughtful use of space and refined comfort.

\*Available as part of a package on SE and HSE and standard on HSE Luxury \*\*Available as part of a package on HSE and standard on HSE Luxury <sup>†</sup>Towing capacity on Si6 engine only. Towing capacity for Td6 engine is 7716 lbs <sup>‡</sup>These systems are not a substitute for driving safely with due care and attention and will not function under all circumstances, speeds, weather and road conditions, etc. Driver should not assume that these systems will correct errors of judgment in driving. Please consult the owner's manual or your local authorized Land Rover Retailer for more details <sup>Δ</sup> Do not use Land Rover InControl® features under conditions that will affect your safety or the safety of others. Driving while distracted can result in loss of vehicle control.

Vehicle shown right is HSE Luxury in Namib Orange.

## SEVEN FULL-SIZE SEATS\* WITH INTELLIGENT SEAT FOLD\*\*

The All-New Discovery features three rows of seats with Intelligent Seat Fold allowing you to configure the second and third row seating using switches located in the cargo area or on the main Touchscreen<sup>Δ</sup>. Furthermore, the All-New Discovery allows you to remotely configure the seats when you're not in your vehicle, via an app on your smartphone. See page 19 for details.

## ACTIVITY KEY

A first for Land Rover, the optional Activity Key lets you live life to the fullest. Housed in a durable and fully waterproof wristband, it allows you to pursue a range of activities from sailing to skydiving, safe in the knowledge that your vehicle is secured. See page 63 for details.

## POWERED INNER TAILGATE

This system provides a seating and loading platform and can also be used as a load retention barrier for when the tailgate is open. See page 24 for details.

## TOWING ABILITY

Over the years, Land Rover has earned many accolades around the world for its towing capabilities, which is why so many would expect this vehicle to live up to the most demanding expectations. It doesn't disappoint. The All-New Discovery takes it to a new level, delivering an impressive towing capacity of up to 8201 lbs<sup>†</sup>, ensuring it measures up to the vehicle's proud DNA. See page 46 for details.

## SUPREME CAPABILITY

The vehicle's lineage and DNA are without question. Its all-terrain capability and features such as Terrain Response<sup>®</sup> 2<sup>†</sup> ensure that the All-New Discovery is always ready to get out there and tackle whatever comes over the horizon, no matter where that happens to be. See page 31 for details.

## UNCOMPROMISED CARGO CAPACITY

With over 82 cu.ft. of cargo space, including generous underfloor storage, ideal for wet or dirty gear, and the flexibility of seven seats\*, the All-New Discovery is every vehicle you'll ever need. See page 26 for details.

## COMMAND DRIVING POSITION

For a clearer view of the road ahead, the All-New Discovery has been designed with the legendary Land Rover Command Driving Position†. See page 41 for details.



## GENEROUS LEGROOM WITH STADIUM SEATING

Every passenger enjoys optimum comfort and unparalleled views. Those in the second row have 37.5" legroom while, in the third row, 33.5" are available. See page 21 for details.

## THOUGHTFUL STORAGE

From the fold down storage behind the climate controls, to the upper and lower glove box and a comprehensive space below the center console cupholders, the All-New Discovery has storage in places you simply would not expect. See page 22 for details.

## INTUITIVE CONNECTIVITY

The All-New Discovery features the very latest suite of technologies, including Land Rover InControl®, multiple USB ports and the latest in infotainment to keep you and your passengers connected and entertained<sup>4</sup>. See page 50 for details.







## DESIGN

# EXTERIOR

The vehicle's exterior design is a re-imagining of Land Rover for the next generation.

The All-New Discovery is beautifully proportioned for a full-size SUV, with sleek, wrap-around headlights and tail lights combining with short front and rear overhangs to reduce visual length. A pronounced windshield angle, rising belt line and elegant, smoothly contoured shape, result in a streamlined and dynamic form which combines aerodynamic efficiency with exceptional space. The body-colored c-pillar, stepped roof and asymmetric element on the rear license plate panel all refer to the rich lineage of previous Land Rover model designs.





Clean flush elements, a dynamic rising waistline and wrap-around lights convey a strong sense of modernity. Beautifully designed LED headlights have been developed to wrap-around the side of the vehicle to enable the indicators to be more visible. LED headlights are standard on the HSE and HSE Luxury and available as an option on the SE.





The All-New Discovery introduces a new level of refinement as demonstrated by its beautifully crafted and sculpted surfaces. The distinctive roof and feature lines rising towards the rear of the vehicle give it an assertive, recognizable stance that is enhanced by the front and rear design.

Sophisticated and urbane, the All-New Discovery epitomizes the most compelling in contemporary British design.







## INTERIOR

The highly desirable interior is a re-imagining of classic Land Rover design elements with the striking use of strong horizontal and vertical lines connecting through the main dashboard beam. The use of materials such as premium leather, authentic wood and metal trim, coupled with focused craftsmanship and precision, create an air of cultured modern living.

The 8" or 10" infotainment Touchscreen\* helps you connect to the outside world and puts a wealth of entertainment and information at your fingertips. The astute use of both seating design and storage space helps deliver exceptional capability for you, your family and friends.

\*Driving while distracted can result in loss of vehicle control. Do not operate, adjust or view the navigation or multimedia systems under conditions that will affect your safety or the safety of others. Only use mobile phones and other devices, even with voice commands, when it is safe to do so.  
Interior shown is HSE Luxury in Nimbus/Espresso.







## UNCOMPROMISING ATTENTION TO DETAIL

An eye for detail. The finest materials. These are the qualities that our designers have carefully considered to help shape the interior. Sumptuous leather, beautifully finished handcrafted wood veneers, Noble Chrome details, Brushed Aluminum finishers and crafted stitching can be incorporated throughout the interior for added luxury.



Interior shown is HSE Luxury in Nimbus/Espresso.







## SEVEN FULL-SIZE SEATS\*

The seven full-size seats\* exemplify comfort and versatility. Divided across three rows and readily deployable, the Discovery is very well appointed. The second row enjoys a 60:40 slide and recline configuration, coupled with a load-through capability. Stadium seating ensures everyone can see the road ahead in the greatest comfort, while the stepped roof allows for greater headroom in the second and third rows; such thoughtful use of space ensures everyone travels in comfort. There are a number of features available to increase everyone's comfort including heated seats for the third row and cooled seats on the first and second rows.

## REMOTE INTELLIGENT SEAT FOLD\*\*

On HSE and HSE Luxury, with third row seats, there's a choice of ways you can easily deploy the seats with our Remote Intelligent Seat Fold: from the Touchscreen†, switches located in the cargo area or via our innovative app from your smartphone. Imagine standing in a grocery line, using your smartphone app to reconfigure the seats in your Discovery to accommodate your shopping bags plus your children. Ready for you when you return to your vehicle with the press of a few buttons.

The powered seat folding mechanism uses an intelligent control system which ensures the seats, including the headrests, fold away seamlessly and conveniently. The system understands when seats are occupied or have heavy items on them and, when folding, automatically adjusts their position to prevent interference.

\*Available as part of a package on SE and HSE and standard on HSE Luxury

\*\*Available as part of a package on HSE and standard on HSE Luxury.

†Driving while distracted can result in loss of vehicle control. Do not operate, adjust or view the navigation or multimedia systems under conditions that will affect your safety or the safety of others. Only use mobile phones and other devices, even with voice commands, when it is safe to do so.







1 Second row legroom 37.5"

2 Third row legroom 33.5"

## SPACE AND COMFORT

Each and every passenger in the All-New Discovery enjoys a truly comfortable ride, with a generous amount of legroom offered. Those in the second row will find they have 37.5", while in the optional third row, a plentiful 33.5" are provided. Even a team of seven adults can travel in comfort.

Vehicle shown left is HSE Luxury in Silicon Silver.  
Interior shown above is HSE Luxury in Nimbus/Espresso.





## STORAGE

The All-New Discovery is brimming with thoughtful spaces in which to store away items you need to keep in your vehicle. From the upper and lower glove box to center armrest storage with an optional cooler compartment, you'll find space in places you simply wouldn't expect.

The center armrest storage box lid can hinge back 180° to create a flat tray, should second row passengers require more storage, while the door bins can also accommodate one liter bottles in the front and half liter bottles in the second row. Standard on HSE and HSE Luxury, a neatly integrated retractable hook can be used to hang a small shopping bag in the front passenger footwell.

When third row seats\* are selected, third row passengers benefit from individual storage spaces including within the side panel. In fact, in every seat there's more than enough space for even the most demanding of families.



Center console storage with an optional cooler compartment



In Dash storage behind the climate controls\*



Cupholders with additional storage beneath\*



Upper and lower glove box



Retractable hook\*



Third row storage with lid

\*Only available on HSE and HSE Luxury.





## POWERED INNER TAILGATE

The All-New Discovery features a powered inner tailgate, which when deployed can provide a platform for use at social and sporting events coupled with protection from the elements under the open tailgate. This platform also allows for easier loading and acts as a retainer when the cargo space is filled. Powered inner tailgate is standard on the HSE and HSE Luxury, and available as an option on SE.



## POWERED GESTURE TAILGATE

Powered gesture tailgate allows you to operate the tailgate (both to open and close) from outside the vehicle without needing to physically touch the vehicle or the smart key.

Provided the smart key is detected, the tailgate may be operated by foot movement underneath the rear corner of the vehicle.

Two sensors mounted under the corners of the tailgate allow curbside operation, rather than needing to be immediately behind the vehicle. And as the system is compatible with towing solutions, you can still open and close the tailgate with the least amount of fuss.

Additionally, a button located inside the tailgate allows the tailgate to be closed automatically.









## CARGO CAPACITY

With a luggage-devouring 85\* cu.ft. of space behind the first row of seats, the All-New Discovery welcomes an active lifestyle. There's a generous 45\* cu.ft. of space behind the second row of seats. Even when you utilize all seven seats you can still fit up to three carry-on bags behind the available third row. When it comes to carrying any load, having the option to fold all second and third row seats gives you more options, making life that much easier.



7 SEATS

6 SEATS

\*Cargo capacity figures represent vehicles fitted with Two or Three-zone Climate Control only.  
 Vehicle shown is HSE Luxury in Silicon Silver.  
 Interior shown is HSE Luxury in Nimbus/Espresso.



5 SEATS



4 SEATS



4 SEATS



3 SEATS



2 SEATS



## DRIVING TECHNOLOGY

# TESTING

Before any vehicle can carry the Land Rover badge, rigorous testing has been carried out to establish the highest levels of luxury, performance and capability.



### SUSPENSION

You're unlikely to push any Land Rover vehicle harder than we have. To guarantee a breadth of dynamic capability, both on and off-road, vehicles have been exposed to ten years of the most extreme driving stresses in a fraction of the time using our dynamic test rig.



### WIND SPEED

The All-New Discovery was developed in wind tunnels and a suite of climatic chambers to recreate some of the most challenging aerodynamic conditions it will face. Only by pushing all systems to their limits do we develop true reliability.



### HOT AND COLD CLIMATE

In real world environments and our climate chambers, we freeze vehicles to -40°F and bake them to 120°F. Key functions and systems are then scrutinized to our exacting standards. So even in the most remote locations, comfort and peace of mind are never far away.



### OFF-ROAD

From the icy proving grounds of Arjeplog, Sweden, to Dubai's unforgiving desert sands, we ensure our legendary all-terrain performance is innate in every vehicle. Prototypes are developed across approximately 5,300 miles of the most demanding off-road routes.



### SEMI-ANECHOIC CHAMBER

In the 'neutral sound' of our semi-anechoic chamber we precisely expose the cabin to a range of frequencies and vibrations, making certain that the All-New Discovery sounds refined at every speed and across every surface.



### MONSOON

Using our monsoon simulator, we drench vehicles with nearly 19,000 gallons of specially dyed water, while tilting it by as much as 45°, checking for even the slightest leak with UV lights. Ensuring each vehicle can endure the wettest conditions and stay dry inside the cabin.











# ALL-TERRAIN TECHNOLOGY

The All-New Discovery not only looks truly at home in any surrounding, but also drives impeccably off-road. Its optimized geometry coupled with unique Land Rover technologies ensure it delivers exceptional all-terrain capabilities.

## TERRAIN RESPONSE®

With over 65 years of all-terrain expertise, this vehicle has Land Rover capability at its heart. Our proprietary Terrain Response® systems help the driver to optimize the vehicle's engine, transmission, center differential and chassis systems to match the demands of the terrain, by selecting one of the easily identifiable driving modes. It also includes additional Rock Crawl Mode when your vehicle is equipped with electronic air suspension and two-speed transfer case\*.

The optional Terrain Response® 2 system enhances this system by monitoring driving conditions and automatically selecting the driving modes to achieve the best possible chassis and powertrain set up for the conditions\*.

 General Driving

 Sand

 Grass, Gravel, Snow

 Rock Crawl

 Mud & Ruts

## ALL TERRAIN PROGRESS CONTROL

All Terrain Progress Control (ATPC) is an optional system that helps drivers to set and maintain a steady speed in challenging conditions\*.

Operating like a cruise control system, it functions at very low speeds between 1mph and 18mph, helping the driver to maintain full concentration on steering and finding a path through obstacles.

Developed by Land Rover all-terrain specialists, the system works seamlessly alongside the Terrain Response® 2 and Four Wheel Drive (4WD) traction and braking systems\*.

Once ATPC is activated, the standard steering wheel +/- cruise control buttons are used to set the speed. Brake and accelerator pedals can still override the chosen settings, with gentle braking achieving a reduction in speed.

\*These systems are not a substitute for driving safely with due care and attention and will not function under all circumstances, speeds, weather and road conditions, etc. Driver should not assume that these systems will correct errors of judgment in driving.  
Vehicle shown left is HSE Luxury in Namib Orange.









## HILL DESCENT CONTROL (HDC®)


Land Rover's patented Hill Descent Control (HDC®) is a standard feature. It assists the driver with controlled descents of difficult slopes by maintaining a constant speed and applying braking separately to each wheel\*.

**Hill Start Assist** is designed to prevent the vehicle rolling backwards as it pulls away on an incline\*.

The vehicle also utilizes **Gradient Release Control (GRC)** which is designed to prevent the vehicle from accelerating too quickly on a steep incline when the driver releases the brake\*.

\*These systems are not a substitute for driving safely with due care and attention and will not function under all circumstances, speeds, weather and road conditions, etc. Driver should not assume that these systems will correct errors of judgment in driving.  
Vehicle shown is HSE Luxury in Namib Orange.





# PERMANENT FOUR WHEEL DRIVE (4WD) SYSTEMS



The All-New Discovery features a choice of intelligent, permanent Land Rover Four Wheel Drive (4WD) systems designed to deliver unrivalled capability. You can select from the following systems depending on capability requirements:

## SINGLE SPEED TRANSFER CASE

This system has a single set of high range, road biased gears with the intelligence to sense wheel slip and move torque to the other axle to provide additional traction. It normally delivers 42 percent drive to the front axle with 58 percent drive biased to the rear axle. The center differential is reactive to wheel slip on one axle and can change the amount of bias to add more torque and traction to the other axle to support. This system is standard on SE and HSE.

## TWO-SPEED TRANSFER CASE

A low range gear set can prove invaluable in challenging conditions such as steep inclines or declines, off-road driving or when towing. This system gives you precise speed and control in such instances. The heart of the two-speed system is the electronic center differential that offers a 50:50 torque split between front and rear axles with the ability to pre-emptively lock the center differential before slip commences. Available as a combined option on SE and HSE and standard on HSE Luxury.

## ACTIVE REAR LOCKING DIFFERENTIAL

The active rear electronically controlled differential – an option when the vehicle has air suspension and two speed transfer case – offers an additional benefit of controlling the power between the left and right wheels on the rear axle. This can be especially useful in low grip conditions such as on wet grass where the vehicle monitors the slip and torque between front and rear axles and also from one wheel to another on the rear axle to deliver effortless capability.

# SUSPENSION

## COIL SUSPENSION

Standard on the SE and HSE, the All-New Discovery has a fully independent coil sprung suspension system that combines double wishbones at the front with an advanced multi-link rear suspension design to create an agile and responsive chassis.

Ride comfort and stability when heavily laden are optimized through the use of additional secondary springs incorporated within the rear suspension.

## ELECTRONIC AIR SUSPENSION

A sure-footed, composed drive is completed by a four-corner air suspension which provides exceptional wheel articulation and poise.

Capable of taking on tough situations, this system is designed to keep the All-New Discovery composed on rough terrain. For excellent ride quality, it switches heights seamlessly when necessary.

The Air suspension also allows for innovative new access features to enhance versatility and ease of use.

**Automatic Access Height** is a feature which automatically lowers the ride height by 2" when the vehicle is parked.

**Rear Height Adjust** allows the use of switches in the cargo space or on the key fob to lower the rear ride height. See page 46 for more information.

Available as a combined option on SE and HSE with two-speed transfer case and standard on HSE Luxury.





# EFFICIENT TECHNOLOGIES

## SUSTAINABLE CONSTRUCTION

The aluminum alloy used for much of the All-New Discovery construction contains recycled aluminum. Using significantly less energy than primary aluminum to produce, it minimizes the vehicle's environmental impact.

## STOP/START

All engines are equipped with Stop/Start. This system shuts down the engine instead of idling, and restarts the engine immediately when required.

## LIGHTWEIGHT MATERIALS

At every stage of the development process, engineers worked to maximize weight saving across all the vehicle's elements. This produces an optimum balance between performance and weight reduction. The All-New Discovery adopts an advanced all-aluminum body structure, delivering significantly reduced weight, improving performance and enhancing sustainability. Its tailgate is made from a strong composite material while high-precision magnesium castings are used for some of the body and chassis components.

## DIESEL EXHAUST FLUID SYSTEM

Diesel models are equipped with a Diesel Fluid Exhaust (DEF) system to help clean exhaust gases. DEF is a non-toxic, non-flammable, biodegradable liquid that cleanses the gases in the vehicle's exhaust system to reduce harmful nitrogen oxide emissions.

## LOW FRICTION TECHNOLOGIES

The engine range uses advanced coating technologies on pistons, needle roller bearings and other mechanical parts. This helps to reduce friction, especially at low engine temperatures, so the vehicle performs at peak efficiency.

## ADVANCED AERODYNAMICS

The modern streamlined design has been carefully optimized using advanced Computational Fluid Dynamics software and a wind tunnel. This has led to an improvement of up to 15 percent drag reduction when compared to its predecessor while still maintaining stadium seating and two additional seats in the optional third row. An enhanced rear spoiler has been designed with slots to direct airflow down towards the tailgate to minimize rear window soiling and produce a reduction in drag.

Vehicles equipped with electronic air suspension benefit from speed lowering where the vehicle automatically lowers by half an inch to reduce drag when cruising at highway speeds.





## ON-ROAD DYNAMICS

The All-New Discovery has been designed to deliver a confident, comfortable and engaging driving experience to make the miles go by virtually unnoticed.

With its wide-spaced double-wishbone design at the front and advanced multi-link layout at the rear, the suspension delivers more responsive handling without compromising all-terrain capability.

Dynamic Stability Control (DSC) monitors the vehicle's dynamic behavior, and is designed to intervene if the system determines that the vehicle is not responding according to the driver's inputs\*.

The DSC system operates by reducing engine torque and/or applying the brakes on selected wheels to correct the vehicle's cornering attitude and can counteract understeer or oversteer conditions. This system is standard on all models.

The sublime ride quality is heightened by Electronic Power Assisted Steering (EPAS), a variable ratio system and speed sensitive steering. Standard on all models, EPAS is integrated into driver and chassis systems, helping to reduce the engine load to aid efficiency and deliver a confident and intuitive drive\*.

The variable ratio system has been tuned to provide ease of control, on or off-road. Different gear ratios within the steering rack help to reduce steering sensitivity when driving straight, but enhance steering input when turning.

Speed sensitive steering increases the feel of the steering as your speed increases to give stability and a greater feel of confidence. It also assists you at lower speeds to aid maneuverability by lightening the required steering effort. This system is standard on all models.

\*These systems are not a substitute for driving safely with due care and attention and will not function under all circumstances, speeds, weather and road conditions, etc. Driver should not assume that these systems will correct errors of judgment in driving. Please consult the owner's manual or your local authorized Land Rover Retailer for more details.





DRIVER ASSISTANCE

## DRIVING AIDS





The All-New Discovery has a wealth of parking and driving aids. Featuring innovative thinking, engineering and technologies, these features will help you manage most traffic, highway, road and parking situations with ease.

### COMMAND DRIVING POSITION

The Command Driving Position in the All-New Discovery ensures a greater view of the road ahead so terrains can be tackled with confidence†.



### HEAD-UP DISPLAY

Head-up Display\* is an option on the HSE and HSE Luxury, that presents key vehicle data such as vehicle speed, gear selection and navigation directions\*\* on the windshield, without the need for you to take your eyes off the road†.

The feature can be turned on and off dependent upon driver preference.



### TRAFFIC SIGN RECOGNITION AND INTELLIGENT SPEED LIMITER

Our Traffic Sign Recognition system keeps you fully informed and aware on the road by displaying speed limits in the instrument cluster where they can easily be seen†.

When activated, our Intelligent Speed Limiter uses Traffic Sign Recognition information to adjust your vehicle's speed accordingly†. Available as part of Drive Package and Drive Pro Package on HSE and HSE Luxury models.

\*Requires infrared reflective windshield. Image shown with optional Traffic Sign Recognition and Intelligent Speed Limiter \*\*Requires InControl Touch Pro Navigation †These systems are not a substitute for driving safely with due care and attention and will not function under all circumstances, speeds, weather and road conditions, etc. Driver should not assume that these systems will correct errors of judgment in driving.  
Vehicle shown left is HSE Luxury in Silicon Silver.



# DRIVING AIDS



## LOW TRACTION LAUNCH

The All-New Discovery features a dedicated launch function, which is designed to assist launching on tricky low-friction surfaces like snow or wet grass. The software adapts the system's behavior according to the current Terrain Response® setting. When you accelerate, the system helps you do so with composure and greater ease.



## ALL TERRAIN INFO CENTER



The All Terrain Info Center\* within your navigation system allows you to view and activate various features and provides access to Four Wheel Drive (4WD) information and guidance features for off-road driving<sup>†</sup>.

The Touchscreen\*\* displays information about the vehicle's wheels, suspension, transmission and driveline including suspension movements and articulation for vehicles with electronic air suspension.

The system can show the angle and pitch of the vehicle on slopes and inclines, and includes a useful compass together with current latitude, longitude and altitude details.

The Info Center provides a host of other helpful guidance such as vehicle dimensions, useful for entering tighter spots and can be used to activate additional capability features, such as Low Traction Launch.

Using the optional Surround Camera System<sup>†</sup>, the Info Center can also show the area directly ahead of the vehicle that may not be visible to the driver to help ensure the vehicle isn't damaged on unseen terrain.

\*The number of features displayed on the All Terrain Info Center is dependent upon the specification of the vehicle. \*\*Driving while distracted can result in loss of vehicle control. Do not operate, adjust or view the navigation or multimedia systems under conditions that will affect your safety or the safety of others. Only use mobile phones and other devices, even with voice commands, when it is safe to do so. <sup>†</sup>These systems are not a substitute for driving safely with due care and attention and will not function under all circumstances, speeds, weather and road conditions, etc. Driver should not assume that these systems will correct errors of judgment in driving.

Interior shown above is the HSE Luxury in Nimbus/Espresso.



# DRIVING AIDS



## LANE KEEP ASSIST AND DRIVER CONDITION MONITOR\*

Available Lane Keep Assist is designed to detect when your vehicle is unintentionally drifting out of your lane, and gently steers you back. Driver Condition Monitor is designed to detect if you're starting to feel drowsy and gives you an early warning when you need to take a break.



## ADAPTIVE CRUISE CONTROL WITH QUEUE ASSIST\*

When you're cruising on the highway or traveling in slow-moving traffic, this system is designed to keep your vehicle a pre-set distance from the one in front should it slow or stop. Once the traffic begins to move, touch the accelerator and Adaptive Cruise Control will resume following the car in front. The system can be activated from 10mph up to highway speeds.



## AUTONOMOUS EMERGENCY BRAKING\*

This optional system is designed to help prevent potential collisions with other vehicles or pedestrians. If a potential frontal collision is detected, this system displays a forward collision warning, giving you time to take action. A camera at the front of the vehicle monitors at speeds from 3 to 50mph for frontal collisions and 3 to 37mph for pedestrians. If a collision is still anticipated and you have taken no action, this system will apply the brakes to help reduce the severity of the possible impact.



## BLIND SPOT ASSIST AND REVERSE TRAFFIC DETECTION\*

Working with our Blind Spot Monitor, Blind Spot Assist can help prevent collisions. If your vehicle detects another car in your blind spot when you begin to change lanes, this system applies an appropriate amount of steering torque that helps to prevent the driver from steering into the approaching vehicle.

Using the same radar technology, our Reverse Traffic Detection system is particularly useful when reversing out of a parking spot. The system warns you of vehicles, pedestrians or other hazards, approaching from either side of your vehicle. It will alert you with both audio and visual warnings so you know what's approaching from the rear corners even when the view is obstructed.

# PARKING AIDS



## PARK ASSIST – PARALLEL PARK, PARKING EXIT AND PERPENDICULAR PARK\*

Our optional Park Assist system makes parallel and perpendicular parking easier by steering your vehicle into a suitable space. You just have to select the appropriate gear and control the vehicle's speed with the brake and accelerator pedals. Park Assist will also steer you out of a space, taking some of the stress out of parking. Graphical instructions and notifications guide you through the maneuvers.



## SURROUND CAMERA SYSTEM\*

Giving a 360° exterior view via the Touchscreen, this helps with various maneuvers from parking by a curb, to getting in and out of tight spaces and intersections.



## REAR VIEW CAMERA\*

To make parking in tight spots simpler, lines to represent the vehicle's outer perimeter and predicted path are superimposed on the rearward image displayed on your Touchscreen.



## HOMELINK

The HomeLink® system is a universal transmitter fitted to the underside of the interior rear view mirror. This transmitter can be programmed to operate up to three home or office wireless controlled systems, such as garage doors, automatic gates, or security lighting. By replacing the individual remote control units normally required for each system, the driver no longer needs to search the car interior for the correct remote when needed.



# TOWING AIDS

The All-New Discovery takes towing capability to a new level, with a capacity of up to 8201lbs\* and a suite of features available to help make towing effortless and assured.

## 1 TOW HITCH ASSIST

Tow Hitch Assist\*\* makes coupling a trailer to the vehicle easier by helping you visualize the hitching process; it displays the predicted path of the vehicle tow ball towards the trailer coupler on the Touchscreen. Standard with Rear View Camera.

## 2 REAR HEIGHT ADJUST

Rear Height Adjust allows the use of switches in the cargo area or on the key fob to lower the rear ride height – useful when loading or unloading cumbersome items, or when hitching, unhitching or loading a trailer. This feature is included with electronic air suspension.

## 3 TOW ASSIST

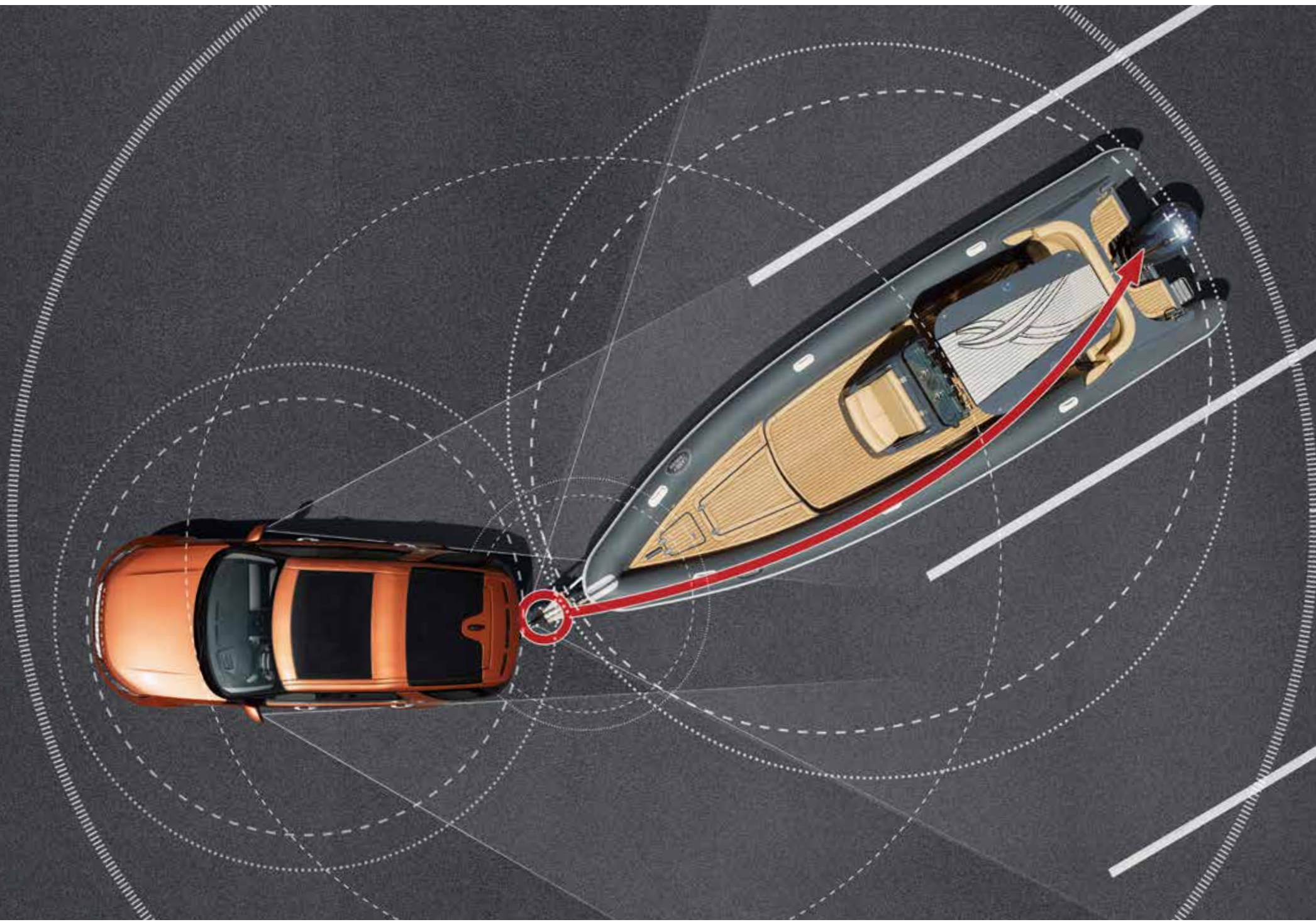
On the road, the Tow Assist feature helps with reversing by predicting the trailer's direction\*\*. You can even choose your trailer's width for precise guidelines displayed on the Touchscreen. Standard with Surround Camera System.

\*Towing capacity on Si6 engine only. Towing capacity for Td6 engine is 7716lbs \*\*These systems are not a substitute for driving safely with due care and attention and will not function under all circumstances, speeds, weather and road conditions, etc. Driver should not assume that these systems will correct errors of judgment in driving. Please ensure you comply with relevant legislation in the USA. Vehicle shown is HSE Luxury in Namib Orange.











### ADVANCED TOW ASSIST

The All-New Discovery features our most advanced trailer reversing aid. Advanced Tow Assist\* enables the driver to guide a trailer into position by simply following its trajectory on the main Touchscreen, and controlling its path using the rotary knob from the Terrain Response® 2 system on the center console\*. This is much more intuitive than using the steering wheel because within one field of vision it effectively steers the trailer along the desired path. This is rather than the opposing direction method which is what happens with conventional steering.

In addition to significantly reducing driver workload, the feature enhances maneuverability when reversing, and will alert the driver when approaching a jack-knife situation.

Advanced Tow Assist is only available with Surround Camera, 360° Parking Aid and Terrain Response® 2\*. A Land Rover approved tow hitch receiver is required in order to enable this feature.



### SURROUND CAMERA SYSTEM\*

For a complete, all-round view, the optional Surround Camera System\* incorporating Intersection View helps to see everything clearly on the high-resolution full-color Touchscreen. Using five digital cameras discreetly placed around the vehicle, the system provides an almost complete 360° view including a birds-eye overhead view. It is perfect for more complex driving assignments such as towing a sailboat or horse trailer. Along with the ability to display several different views at the same time, this technology can also zoom and pan, ensuring objects and angles, normally below the line of sight, can be seen.

### TRAILER STABILITY ASSIST

Trailer Stability Assist (TSA) monitors the vehicle to detect movements in the trailer and then uses selective braking to help correct potentially hazardous situations\*.

\*These systems are not a substitute for driving safely with due care and attention and will not function under all circumstances, speeds, weather and road conditions, etc. Driver should not assume that these systems will correct errors of judgment in driving. Vehicle shown is HSE Luxury in Namib Orange.



CONNECTIVITY. ENTERTAINMENT. COMFORT

# LAND ROVER INCONTROL®



InControl is our suite of advanced technologies that links both you and your All-New Discovery to the wider world\*. Choose from two InControl infotainment systems: InControl Touch or InControl Touch Pro.

\*Do not use Land Rover InControl® features under conditions that will affect your safety or the safety of others. Driving while distracted can result in loss of vehicle control. InControl features, options and their availability remain powertrain dependent – check with your Retailer for local market availability and full terms. Certain features require a Micro SIM with a suitable data contract which will require further subscription after the initial term advised by your Retailer. Mobile network connectivity cannot be guaranteed in all locations.



## INCONTROL TOUCH™\*

### AVAILABLE ON SE



- 8" Touchscreen
- Land Rover Enhanced Sound System 250W with 10 speakers
- InControl Apps features a range of Land Rover approved apps that can be connected to the All-New Discovery from your smartphone, it optimizes and enhances your in-car experience\*



- **InControl Protect** which includes SOS Emergency Call, Land Rover Optimized Roadside Assistance and Remote smartphone app.

### OPTIONAL

- InControl Touch Navigation including Voice Recognition
- Sirius XM® Satellite Radio<sup>†</sup> & HD Radio™.

\*\*The Wi-Fi Hotspot is intended for passenger use only. InControl features may require an additional subscription with separate terms and conditions. <sup>†</sup>A 3-month trial subscription to the SiriusXM All Access package is included with the vehicle, which gives you access to 175+ channels of premium programming. Plus you can stream SiriusXM on your computer, smartphone or tablet – it's included in your trial. If you decide to continue service after your trial, the subscription plan you choose will automatically renew thereafter and you will be charged according to your chosen payment method at then-current rates. Fees and taxes apply. To cancel you must call SiriusXM at 1-866-635-2349. See the SiriusXM Customer Agreement for complete terms at [siriusxm.com](http://siriusxm.com). All fees and programming are subject to change. SiriusXM Satellite Radio is not available in Alaska, Hawaii, or Puerto Rico.

Features and their availability may differ by vehicle specification. Please see pages 86-99, or contact your nearest Land Rover Retailer, for more information. Vehicle shown left is HSE Luxury in Silicon Silver.



## INCONTROL TOUCH PRO™\*

### STANDARD ON HSE AND HSE LUXURY MODELS



- 10" Touchscreen
- Meridian™ Sound System 380W with 10 speakers and subwoofer (HSE models only)
- Meridian™ Digital Surround Sound System 825W with 14 speakers plus subwoofer (optional on HSE models, standard on HSE Luxury models)
- CD-DVD
- Sirius XM® Satellite Radio<sup>†</sup> & HD Radio™
- Voice Recognition
- InControl Touch Pro Navigation



- **InControl Protect** consists of SOS Emergency Call, Land Rover Optimized Assistance and Stolen Vehicle Locator



- **InControl Pro Services** consists of InControl Apps\*, Remote and InControl Pro Services which include Wi-Fi Hotspot\*\*, Route Planner App, Share ETA, Live Services, Commute Mode, Arrival Mode and Arrival Mode Parking.

### OPTIONAL

- Rear Seat Entertainment (2 x 8" screens).



# 9 WAYS TO GET YOUR LIFE CONNECTED

InControl Touch and InControl Touch Pro provide a wealth of information and entertainment. This intuitive InControl technology can help you find a parking space and stream your favorite music making life more rewarding, hassle-free and enjoyable\*.



## PLANNING ROUTES

Before setting off, use the **Route Planner App** or online portal to search, save locations or set your destination. The app uses the Cloud to send your destination automatically to your vehicle's navigation screen\*. Only available on HSE and HSE Luxury models.



## STAYING CONNECTED

Before you get into your vehicle, set your ideal cabin temperature with the **Remote app** on smartphones and now the **Apple Watch®**. On the road, the **in-car Wi-Fi Hotspot** provides a stable Internet connection and lets you connect up to eight devices\*\*. Only available on HSE and HSE Luxury models.



## STAYING FOCUSED

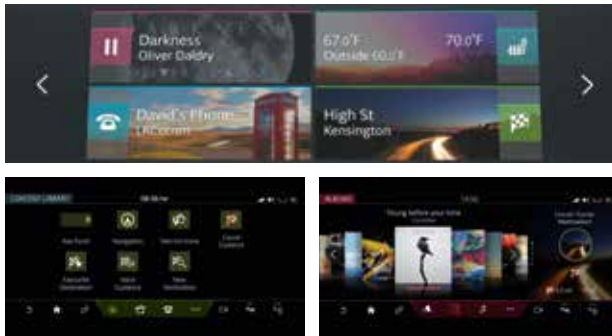
Our InControl Touch Pro **Voice Recognition** system understands normal spoken instructions. So you can concentrate on the road ahead without distractions\*. Only available on HSE and HSE Luxury models.



## FINDING PARKING

When you near your destination, **InControl Touch Pro Navigation** will suggest nearby parking from a database including space availability. With just one click, the parking is added and your route is updated. **Arrival Mode Parking** shows a 360° street level image to help you identify your destination. Only available on HSE and HSE Luxury models.

\*Do not use Land Rover InControl® features under conditions that will affect your safety or the safety of others. Driving while distracted can result in loss of vehicle control. \*\*The Wi-Fi Hotspot is intended for passenger use only. InControl features may require an additional subscription. Certain features require the fitment of InControl Pro Services and a Micro SIM with a suitable data contract which will require further subscription after the initial term advised by your Retailer. Apple Watch® is a registered trademark of Apple Inc., registered in the US and other countries. Mobile network connectivity cannot be guaranteed in all locations. InControl Apps will need to be downloaded from the Apple/Android Store, please contact your nearest Land Rover Retailer for further information.



### MOVING FASTER

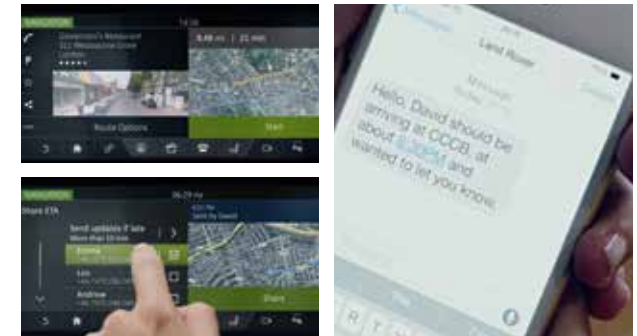
InControl Touch Pro brings you more processing power, thanks to a quad core processor plus an integrated Ethernet network\*.

Customizable homescreens let you arrange the screen, as you like, with up to four personalized homescreens and over 60 shortcuts\*. Only available on HSE and HSE Luxury models.



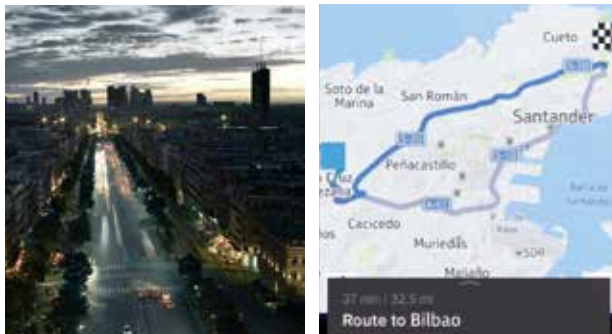
### INTELLIGENT ROUTING

Commute Mode allows the system to learn your commutes and automatically advises you of the expected journey time based on live and historical traffic movements without having to input a destination. The system learns the routes you take for a given destination and then advises which of those is the quickest. Only available on HSE and HSE Luxury models.



### SHARING PROGRESS

Share your estimated time of arrival so your selected contact(s) will know exactly when you will arrive, as calculated by the navigation guidance system. If you're running late, Share ETA can then send automatic updates via text or email, without any further action from you\*. Only available on HSE and HSE Luxury models.



### DOOR-TO-DOOR

Once you've parked, the Route Planner App will guide you to your destination – a true door-to-door experience which includes public transportation options. The Remote app also lets you check your vehicle to make sure you've locked and secured all doors and windows. Only available on HSE and HSE Luxury models.



### HELP IS ALWAYS AT HAND

With InControl Protect the emergency services will be automatically notified if the airbags are deployed in an accident, or you can call them manually via an in-car button. You can also call a Land Rover Optimized Roadside Assistance operator should you need technical assistance. This feature is standard on all models.





## AUDIO SYSTEMS

The All-New Discovery has the option of three different audio systems to bring your music to life.

The Land Rover 250W Enhanced Sound System features 10 speakers and is standard on SE models.

The 380W Meridian™ Sound System is standard on HSE models. Exceptional definition is achieved through 10 carefully arranged speakers and a dual channel subwoofer to deliver crystal clear highs and full, deep bass.

Also available as an optional upgrade on HSE and as standard on HSE Luxury, the All-New Discovery features the Meridian™ Digital Surround Sound System which produces 825W through 14 speakers plus a dual channel subwoofer.

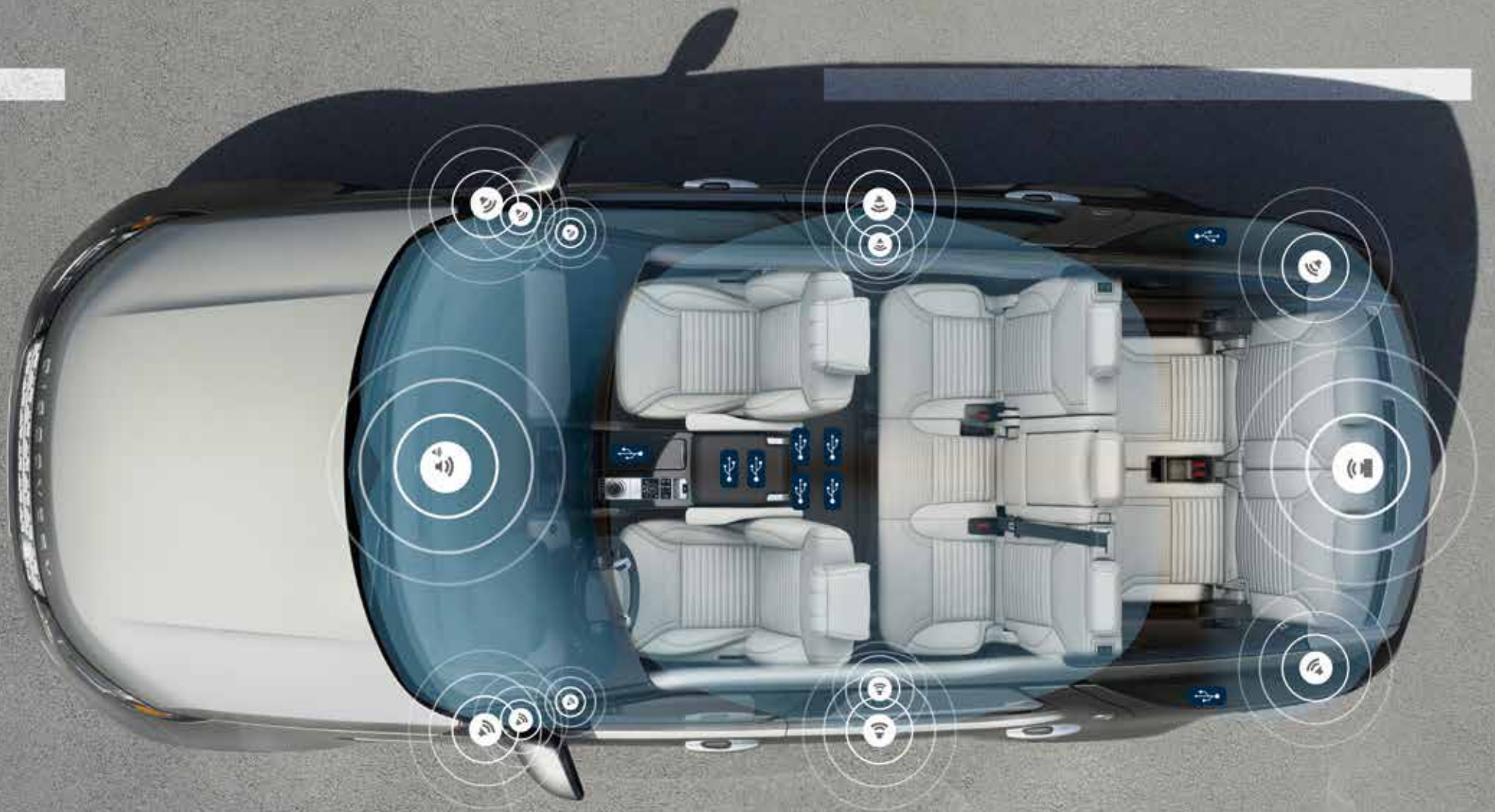
This system also includes Meridian Trifield™ technology\*. This technology delivers the very best in world-class audio reproduction, bringing you closer to the original performance regardless of your position in the vehicle; everyone will feel and hear pure musical enjoyment. Dynamic Volume Control technology has been integrated on both Meridian systems to ensure that any unwanted noise detected in the cabin will be smoothly and automatically balanced out.

\*Trifield and the "three fields" device is a trademark of Trifield Productions Ltd.

Meridian is a trademark of Meridian Audio Limited.

Interior shown left is HSE Luxury in Nimbus/Esspresso with Meridian Surround Sound System and optional Rear Seat Entertainment.

Vehicle shown right is HSE Luxury in Silicon Silver.



MERIDIAN™ DIGITAL SURROUND SOUND SYSTEM

 825 WATTS

 14 SPEAKERS

 SUBWOOFER

 USB CONNECTORS





# CONNECTIVITY

## INTERIOR ELECTRICAL OUTLETS

The All-New Discovery is packed with the latest innovative technologies and USB charging points are available for all three rows of seats\*. So no matter where they sit, every single passenger can stay entertained; whether on their tablets, mobile phones or other devices. HSE and HSE Luxury models also features a Wi-Fi Hotspot system\*\*.

## REAR SEAT ENTERTAINMENT

The optional Rear Seat Entertainment System provides two 8" screens built in to the rear of the front headrests. It includes 'Journey Status', a Navigation Summary screen which displays a pop-up for the rear occupant detailing the time and distance to destination. The system comes with a pair of WhiteFire® digital wireless headphones and HDMI, Mobile High-Definition Link and USB connections. This system is available as an option on HSE and HSE Luxury.



\*Available as part of a package on SE and HSE and standard on HSE Luxury \*\*The Wi-Fi Hotspot is intended for passenger use only. InControl features may require an additional subscription with separate terms and conditions. WhiteFire® is a registered trademark of Unwired Technology LLC and any use of such marks by Land Rover is under license. Interior shown is HSE Luxury in Nimbus/Espresso.







## COMFORT FOR ALL

### AUTOMATIC ACCESS HEIGHT

It's always good to arrive in style, so that's why we've introduced Automatic Access Height\*. When you pull up at your chosen destination and the ignition is switched off or the seat belts are unclipped, the vehicle lowers by an initial 0.6". Then, as you open the door, it drops to its full access height of 1.6" lower, making exit – and entry – that much more relaxed and elegant. The ride height automatically returns to its normal height as you pull away.



\*Standard with electronic air suspension.  
Vehicle shown is HSE Luxury in Silicon Silver.





# COMFORT FOR ALL

## PANORAMIC SUNROOF

The full glass fixed\* or front opening\*\* panoramic sunroof enhances the sense of space in the vehicle's interior and floods it with natural light, benefiting the entire interior cabin, as well as providing enhanced views of the surrounding environment.

Importantly, the toughened glass has a dark tint to maintain a comfortable temperature inside the cabin and protect occupants and the interior from the sun's rays. Powered interior blinds are also provided for added comfort.

## CONFIGURABLE AMBIENT INTERIOR LIGHTING

New levels of ambient refinement and personalization have been reached with Configurable Ambient Interior Lighting, standard on HSE Luxury.

This feature allows you to vary the color and brightness, changing the ambience of the cabin to suit your mood. There are five colors in total, ranging from Ice White through to Moon Light and Racing Red.

## CLIMATE CONTROL

To ensure that the interior is maintained at the perfect temperature, whatever the weather outside, the All-New Discovery features a highly efficient Climate Control system. The result of an incredibly rigorous development program, the system has been tested in real-world conditions in temperatures ranging from -40 to +120°F.

Three versions are available, ranging from a Two-zone automatic system to a Four-zone automatic system. The Four-zone system is available as an option on HSE and HSE Luxury, which has separate climate controls for driver, front passenger and each side of the rear cabin.

With its independent heating and cooling capability, the Four-zone system offers a significant improvement in rear seat luxury, with multiple outlets at face and foot level.

## SEATING

Heated front and second row outboard seats are available as part of a package on SE and HSE. Optional heated third row seats are also available on HSE and HSE Luxury.

No matter the temperature, optional heated and cooled front and second row outboard seats are also available on HSE and HSE Luxury. This enables both the driver and passenger to set their preferred temperature independently and is controlled via the Touchscreen.

For the ultimate in comfort, optional massage front seats are available on HSE Luxury allowing both the driver and front passenger to select individual programs via the Touchscreen. Varying in intensity, there are five settings to choose from; each one delivers a soothing massage to improve both the driver and passenger's comfort.



\*Standard on SE \*\*Standard on HSE and HSE Luxury. Optional on SE.  
Features and their availability may differ by vehicle specification.  
Please see pages 86-99, or contact your nearest Land Rover Retailer, for more information.  
Interior shown is HSE Luxury in Nimbus/Espresso.







## ACTIVITY KEY

The Activity Key makes living life to the fullest easier. For convenience, you can wear the Activity Key if you prefer not to carry a key fob. The wristband is robust and fully waterproof, allowing you to enjoy a range of activities – from sailing to skydiving – and keep your car key with you. The Activity Key has been tested in a number of extreme environments and is therefore capable in depths of up to 98 ft. of water and in temperatures ranging from -40 to +185°F.

You can use the Activity Key to lock and unlock your vehicle. When exiting, you can secure the conventional key fob in the vehicle and hold the Activity Key to the tailgate to lock it. The conventional key fob is then automatically deactivated for security. The Activity Key can be ordered as an optional feature or as a Land Rover Retailer fit accessory.

Vehicle shown left is HSE Luxury in Silicon Silver.







## TRANSMISSION AND ENGINES

# 8-SPEED AUTOMATIC TRANSMISSION


Both engines are paired with the advanced electronically controlled 8-speed Automatic Transmission, which has been tuned to combine silky-smooth shifting with exceptionally rapid response. With eight closely spaced ratios, gear changes are almost imperceptible, with each shift completed in just 200 milliseconds.

Controls include steering wheel-mounted paddle shifters, enabling the driver to take control of gear shifting manually.

The optimized lightweight 8-speed Automatic Transmission is the perfect partner to the torque-rich engines.

The transmission is tuned to select torque converter lock-up as early as possible to reduce slip and energy loss. Transmission Idle Control disengages 70 percent of the drive when the vehicle is stationary and the engine is idling in Drive, significantly reducing fuel consumption in urban conditions.

In cold conditions, the transmission selects a lower gear to promote fast warm up and get the engine up to its efficient operating temperature as soon as possible.



Vehicle shown left is HSE Luxury in Namib Orange.





## GAS ENGINE

### Si6 340HP

A Roots-type twin vortex supercharger is mounted in the 'V' between the two rows of cylinders for compact dimensions. Supercharging provides linear delivery of power and maximizes responsiveness.

The V6 engine also features dual independent variable cam timing to vary inlet and exhaust valve operation, working alongside lightweight pistons with ultra-low friction piston rings, for increased performance. For added refinement there is a counter-rotating balancer shaft system.



ACCELERATION 0-60MPH\* (SECONDS)



TOP SPEED (MPH)\*

CC

CAPACITY (CC)

3.0L Si6 Gas 340HP

6.9

130

2,995



## DIESEL ENGINE

### Td6 254HP

The All-New Discovery features an available 3.0 liter Turbocharged Diesel engine. Its design utilizes a single turbocharger and ceramic ball bearing technology to reduce friction for smooth, more immediate delivery of power at all engine speeds.

The engine uses an eight-nozzle low-flow injector designed for more precise injection and improved fuel atomization. Delivering substantial maximum torque of 443 lb-ft, the Td6 is capable of refined and smooth responsive performance.

The intake system with twin intercoolers ensures charge cooling. The engine also features the latest tandem solenoid intelligent Stop/Start system to reduce fuel consumption.



ACCELERATION 0-60MPH\*  
(SECONDS)



TOP SPEED  
(MPH)\*

CC

CAPACITY  
(CC)

3.0L Td6 Diesel 254HP

7.7

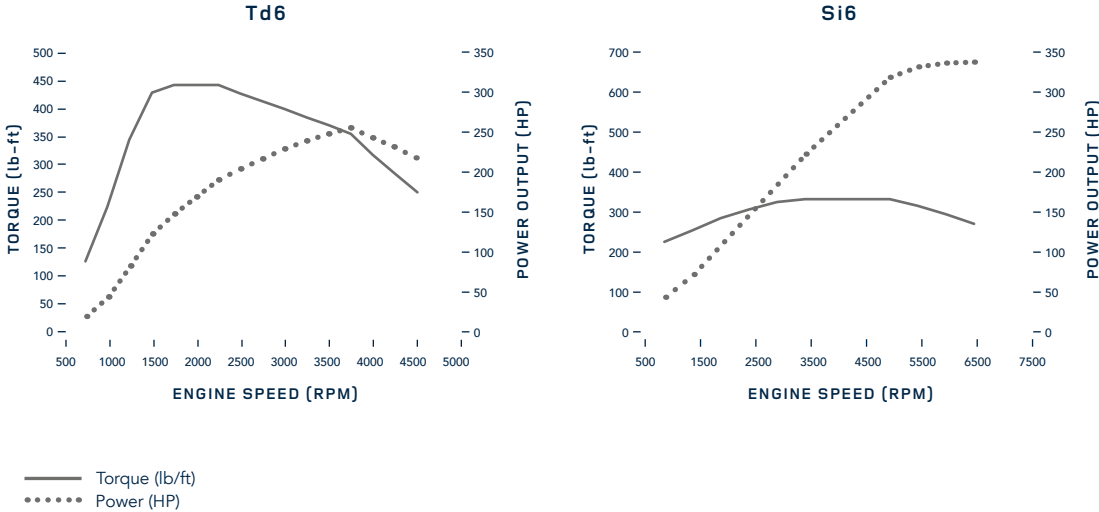
130


2,993



# ENGINE PERFORMANCE

The two engines have their own distinctive qualities. The torque and power curves below illustrate the differences between them. Use these to help inform your engine choice.







## BODY AND CHASSIS

# STRENGTH AND STABILITY

### HIGH STRENGTH ALUMINUM CONSTRUCTION

With an advanced aluminum unibody, the All-New Discovery enjoys greater levels of performance, together with improved strength and sustainability. It is nearly 1,000 lbs lighter than its predecessor\*. Added to which, thanks to utilizing the latest in materials and build technologies, the vehicle can readily take the rugged use associated with off-road driving.


### RUGGED SUSPENSION ARCHITECTURE

Another key factor in the driving capability of the All-New Discovery is the rugged suspension architecture.

Primarily constructed from aluminum components, the suspension is fully independent, with a wide-spaced double-wishbone design at the front and an advanced multi-link layout at the rear.

The suspension concept is specifically developed to maximize the unrivalled breadth of capability, offering responsive and agile handling together with supreme ride quality and refinement.

To see the available suspension options please see page 35.





MAGNESIUM

HIGH STRENGTH  
ALUMINUM STRUCTURE

COMPOSITE  
TAILGATE



## SAFETY

### OCCUPANT SAFETY PROTECTION

The body structure protects occupants using a strong and stable safety cell. The crash structure is optimized using computer simulation tools which allows engineers to conduct a significant number of 'virtual' crash tests long before physical prototypes are available.

The occupant safety package includes a comprehensive system of airbags and restraint systems including driver and passenger airbags, side curtain and thorax airbags and seat belt pretensioners\*.

The All-New Discovery features six standard airbags and eight airbags when seven seats\*\* are specified.

### SEAT BELT PRETENSIONERS\*

Acting in conjunction with the airbags, they provide additional protection in the event of a front impact by reducing the forward movement of the occupant.

### LATCH CHILD SEAT RESTRAINT SYSTEM POINTS

Up to four\* lower LATCH/ISOFIX mountings and associated top tether anchor points are featured on the second and third row seats\*\*\*. These provide a more secure and easier way of installing child restraints.

### CURTAIN AIRBAGS† WITH ROLLOVER SENSING

In the event of a side impact or rollover, curtain airbags are deployed to provide protection against head injuries.

### PASSENGER SEAT BELT CHECK SYSTEM



\*Outboard second row and third row seats only \*\*Available as part of a package on SE and HSE and fitted as standard on HSE Luxury †Where third row seats are specified ‡Please remember that the safety belts in a vehicle constitute the primary protection system for driver and passengers in collisions. Airbags are not designed to deploy in all collisions. The airbag Supplemental Restraint System (SRS) is a supplement to the safety belts and is designed to work as a system with the safety belts. Although airbags provide additional protection, airbags without safety belts do not provide optimal protection in a crash. Always wear your safety belts. Children younger than 13 years old should always be properly restrained in a back seat, away from airbags. Never place an infant seat in the front seat.



**SAFETY SYSTEMS**

- 1** DRIVER AIRBAG
- 2** PASSENGER AIRBAG
- 3** CURTAIN AIRBAGS

- 4** SIDE THORAX AIRBAGS
- 5** SEAT BELT PRETENSIONERS
- 6** SEAT BELT REMINDER

- 7** LATCH CHILD SEAT RESTRAINT SYSTEM/ISOFIX POINTS

Vehicle shown above is HSE Luxury in Namib Orange with third row seats\*\*.







## ENVIRONMENTAL

# SUSTAINABILITY

The All-New Discovery demonstrates our continuing commitment to enhancing the sustainable performance of our products and operations and our determination to deliver vehicles that are both relevant and highly desirable. As part of our commitment to reducing our environmental footprint, our Engine Manufacturing Center in the UK features over 22,000 solar panels – the largest roof-mounted solar-array in the country.

The All-New Discovery has been designed with a life cycle approach, aiming to use fewer resources, more environmentally sustainable materials and minimize the CO<sub>2</sub> emissions over the entire vehicle's life cycle. Its aluminum structure and optimized powertrains have reduced the environmental impact from material production and development, through to customer use.

The All-New Discovery is built in manufacturing facilities operating to some of the highest environmental standards. By focusing on innovation and efficiency in every aspect of its processes, the company has achieved a 30 percent\* reduction in operational CO<sub>2</sub> per vehicle. Manufacturing waste to landfill has been reduced by 79 percent\* per vehicle and water use reduced by 34 percent\* per vehicle. Investment, commitment and focus in these areas continue to drive further efficiencies. Responsible resource management is integral to the company's long-term sustainability strategy.

\*JLR Data 2014/15 vs. 2007.  
Vehicle shown left is HSE Luxury in Namib Orange.

## LIGHTWEIGHT AND SUSTAINABLE MATERIALS

The All-New Discovery incorporates sustainable design with intelligent material choices. The use of aluminum in the body structure enables a reduction in CO<sub>2</sub> emissions over its life cycle. Our closed-loop aluminum supply chain also ensures any surplus high-grade aluminum from our sheet stamping process is re-used. This reduces the need for primary aluminum production, conserving energy and reducing CO<sub>2</sub> emissions in material production while maintaining the highest quality aluminum for our vehicles.

Recycled materials have been used wherever possible, including up to 50 percent closed loop and recycled aluminum in the body. The All-New Discovery HSE Luxury models use over 41lbs of recycled plastics in the instrument panel, wheel arch liners and bumpers, helping to divert over 8,650 tons of plastic from landfill during the vehicle's production life. The vehicle is designed to meet a requirement of 85 percent Recyclability/Re-usability and 95 percent Recoverability at the end of the vehicle's life.

THE ALL-NEW DISCOVERY OFFERS  
YOU GREAT OPTIONS AND FLEXIBILITY  
TO PERSONALIZE YOUR VEHICLE.

The following pages take you through a logical series of steps to make it suit your lifestyle. There are several choices: from selecting your engine and model to exterior and interior colors, wheels, finishes and those detailed touches to enable you to personalize your vehicle.

If you'd like to bring your options to life, go to our online configurator at [landroverusa.com](http://landroverusa.com)

78-79

---

1

---

**STEP 1  
CHOOSE YOUR ENGINE**

You can select from a powerful gasoline or diesel engine.

80-99

---

2

---

**STEP 2  
CHOOSE YOUR MODEL  
AND OPTIONS**

Compare the standard and optional features on each model. There's also a choice of package options to personalize your vehicle.



100-103

---

3

---

**STEP 3  
CHOOSE YOUR COLOR**

A wide range of colors to enable you to express yourself.

104-105

---

4

---

**STEP 4  
CHOOSE YOUR WHEELS**

There's a range of wheel styles, each one designed to complement the bold exterior.

106-113

---

5

---

**STEP 5  
CHOOSE YOUR INTERIOR**

When you choose your interior, you can personalize it by selecting your optimum seat configuration, the ideal color combination of seats, materials and your preferred trim. These three considerations help celebrate and enhance a sense of your own style.

114-119

---

6

---

**STEP 6  
CHOOSE YOUR ACCESSORIES**

This range of stylish and practical accessories can be tailored to suit any lifestyle.

120-121

---

**TECHNICAL DETAILS**

Technical information and data for dimensions, performance and specifications.



## DRIVELINE, ENGINE PERFORMANCE AND FUEL ECONOMY

The All-New Discovery delivers strong performance from its advanced line-up of refined gas and diesel engines, which are paired with a smooth and responsive 8-speed Automatic Transmission.

	<b>GASOLINE</b>	<b>DIESEL</b>
	<b>3.0L Si6</b>	<b>3.0L Td6</b>
	<b>AUTOMATIC</b>	<b>AUTOMATIC</b>
Seating	5 / 7	5 / 7
<b>POWER (HP)</b>	<b>340</b>	<b>254</b>
Driveline	4WD	4WD
Maximum power (hp @ rpm)	340 / 6,500	254 / 3,750
Maximum torque (lb/ft @ rpm)	332 / 3,500-5,000	443 / 1,750-2,250
Capacity (cc)	2,995	2,993
No. of cylinders	6	6
Valves per cylinder	4	4
Cylinder layout	Longitudinal V6	Longitudinal V6

## MODELS BY ENGINE

	<b>SE</b>	<b>HSE</b>	<b>HSE LUXURY</b>
3.0L Si6 Gas 340HP	■	■	■
3.0L Td6 Diesel 254HP	-	■	■

■ Standard – Not Available.



# 2

## EACH MODEL HAS A CHOICE OF UNIQUE FEATURES

This guide will help you to select your ideal All-New Discovery. On the following pages you'll see the standard features for each model.

### DISCOVERY SE



- Ambient Interior Lighting
- Rear Parking Aid\*
- Rain sensing windshield wipers
- Automatic headlights
- Two-zone Climate Control
- Dark Atlas grille with Narvik Black surround
- Dark Atlas fender vent ingots with Narvik Black surround
- Dark Techno Silver tow eye covers
- Halogen headlights
- Power fold, heated door mirrors with approach lights
- Land Rover Enhanced Sound System 250W with 10 speakers (InControl Touch)
- Grained leather and 12-way power adjustable front seats
- 19" 5 split-spoke 'Style 5021' alloy wheels
- Fixed panoramic sunroof
- Keyless Entry
- Rear View Camera\*
- Infrared reflective windshield
- Powered Gesture Controlled Tailgate.

DISCOVERY HSE



Contents of SE, plus:

- Front fog lights
- InControl® Touch Pro
- Powered inner tailgate
- Front Parking Aid\*
- Sirius XM® Satellite Radio\*\* & HD Radio™
- Signature hi-line tail lights.

Replaces SE content:

- Power sunroof (tilt/slide front glass) with fixed rear glass panoramic sunroof (including power blinds)
- Atlas Silver grille with Narvik Black surround
- Atlas Silver fender vent ingots with Narvik Black surround
- White Silver tow eye covers
- LED headlights with LED signature
- 20" 5 split-spoke 'Style 5011' alloy wheels
- Meridian™ Sound System 380W with 10 speakers plus subwoofer (InControl Touch Pro)
- Grained leather seats and 12-way power front seats with driver seat memory
- Three-zone Climate Control.

DISCOVERY HSE LUXURY



Replaces HSE content:

- Atlas Silver Discovery script (hood and tailgate)
- Body-colored door handles with Noble surround
- 20" 10 split-spoke 'Style 1011' alloy wheels
- Meridian™ Digital Surround Sound System 825W with 14 speakers plus subwoofer
- Configurable Ambient Interior Lighting
- Windsor leather seats with 16-way power front seats with driver seat memory
- Third Row Seating
- Two Speed Transfer Case
- Air Suspension.

\*\*A 3-month trial subscription to the SiriusXM All Access package is included with the vehicle, which gives you access to 175+ channels of premium programming. Plus you can stream SiriusXM on your computer, smartphone or tablet – it's included in your trial. If you decide to continue service after your trial, the subscription plan you choose will automatically renew thereafter and you will be charged according to your chosen payment method at then-current rates. Fees and taxes apply. To cancel you must call SiriusXM at 1-866-635-2349. See the SiriusXM Customer Agreement for complete terms at siriusxm.com. All fees and programming are subject to change. SiriusXM Satellite Radio is not available in Alaska, Hawaii, or Puerto Rico.





## PERSONALIZING YOUR ALL-NEW DISCOVERY

### COMPLETE DYNAMIC DESIGN PACKAGE

**Bold. Arresting.** This option, available on HSE and HSE Luxury models, allows you to enhance the vehicle's design cues.

A unique front bumper design gives the exterior a more sporty feel. 21" Satin Dark Grey or 22"\*\*\* Satin Dark Grey Diamond Turned finish alloy wheels and a choice of Black or Grey contrast roof\* add to the vehicle's presence. Narvik Black features include the mesh grille, fender vents, Discovery hood and tailgate lettering, tailgate appliqué, and mirror caps to enhance the appearance.

Carefully selected interior touches add to the impact of the three color choices available in Windsor leather, with premium details including contrast stitching and micropiping. Dark Brushed Aluminum center stack side rails and the distinctive Titanium Mesh trim complete the look. The interior is enhanced with bespoke premium carpet mats, Bright finish paddle shifters and aluminum sport pedals. Please refer to page 97 for Complete Dynamic Design Package options.




Rear tailgate trim



Satin Dark Grey Diamond Turned finish alloy wheels



Ebony seat with Nimbus contrast micropiping



Titanium Mesh trim finisher

\*Contrast roof color is dependent on exterior paint color. Please refer to pages 100-103 for availability  
\*\*Available on HSE Luxury only.



## PERSONALIZING YOUR ALL-NEW DISCOVERY

### BLACK DESIGN PACKAGE

For a striking effect the All-New Discovery can be personalized with the optional Black Design Package. The Black Design Package is available with all exterior color options and includes a Narvik Black grille, fender vents and mirror caps, with Black 'DISCOVERY' hood and tailgate lettering. A choice of 20", 21"\* and 22"\* Gloss Black alloy wheels are available.



Narvik Black grille



Gloss Black alloy wheels



Narvik Black mirror caps



Narvik Black fender vents

\*Available on HSE Luxury only.



## STANDARD AND OPTIONAL FEATURES

### Engine Transmission, Suspension and Driving Dynamics

	OPTION CODE	3.0L Si6	3.0L Td6	DESCRIPTION
8-speed Automatic Transmission		■	■	Please refer to page 65.
Single-speed transfer case (high range only) (1)		■	■	
Two-speed transfer case (high/low range) (2) (3)		■	■	Please refer to page 35.
Coil suspension (5 seat only) (1)		■	■	Please refer to page 35.
Electronic air suspension (2) (3)		■	■	Please refer to page 35.
Active locking rear differential (4)	027DB	□	□	Please refer to page 35.
Mechanical center differential (1)		■	■	Standard fitment with single-speed transfer case (high range) only.
Electronic center differential (2)		■	■	Standard fitment with two-speed transfer case (high/low range) only.
Terrain Response® 4-mode (1) (6)		■	■	Please refer to page 31.
Terrain Response® 5-mode (including Rock Crawl mode) (2) (6)		■	■	Please refer to page 31.
Terrain Response® (2) (5) (6)	088IA	□	□	Please refer to page 31.
All Terrain Progress Control (ATPC) (4) (6)	095CB	□	□	Please refer to page 31.
Stop/Start technology		■	■	Please refer to page 37.
Autonomous Emergency Braking (AEB) (6)		□	□	Please refer to page 44.
Hill Descent Control (HDC) (6)		■	■	Please refer to page 32.
Anti-lock Braking System (ABS)		■	■	
Electric Power Assisted Steering (EPAS) (6)		■	■	Please refer to page 38.
Electronic Traction Control (ETC) (6)		■	■	
Hill Start Assist (6)		■	■	Please refer to page 32.
Dynamic Stability Control (DSC) (6)		■	■	Please refer to page 38.
Roll Stability Control (RSC) (6)		■	■	
Electric Parking Brake (EPB)		■	■	
Emergency Brake Assist (EBA) (6)		■	■	
Electronic Brake-Force Distribution (EBD) (6)		■	■	
Gradient Acceleration Control (GAC)		■	■	
Trip computer		■	■	

■ Standard □ Optional.

(1) Standard on SE and HSE models (2) Standard on HSE Luxury models (3) Only available as part of specific option packages on SE and HSE models (4) Only available as part of Capability Plus Package (5) Only available as part of Capability Package or Capability Plus Package (6) These systems are not a substitute for driving safely with due care and attention and will not function under all circumstances, speeds, weather and road conditions, etc. Driver should not assume that these systems will correct errors of judgment in driving. Please consult the owner's manual or your local authorized Land Rover Retailer for more details.

**Exterior Features and Finishers**

	OPTION CODE	SE	HSE	HSE LUXURY	DESCRIPTION
<b>ROOF AND EXTERIOR DESIGN</b>					
Black contrast roof (7)	080AN	–	□	□	Please refer to pages 102-105.
Grey contrast roof (7)	080EE	–	□	□	Please refer to pages 102-105.
Power sunroof (tilt/slide front glass) with fixed rear glass pano (including power blinds)	041CR	□	■	■	Includes rear reading lights. Please refer to page 61.
Fixed panoramic sunroof (including manual blinds)	041CS	■	△	△	Includes rear reading lights. Please refer to page 61.
Black roof rails	060AW	□	□	□	
Silver roof rails	060BC	□	□	□	
Dark Atlas Silver grille with Narvik Black surround		■	–	–	
Dark Atlas Silver fender vent ingots with Narvik Black surround		■	–	–	
Atlas Silver grille with Narvik Black surround		–	■	■	
Atlas Silver fender vent ingots with Narvik Black surround		–	■	■	
Body-colored door handles	080AW	■	■	□ (9)	
Body-colored door handles with Noble surround		–	–	■	
Gloss Black tailgate finisher		■	■	■	
Brunel Grey Discovery script (hood and tailgate)		■	■	–	
Atlas Silver Discovery script (hood and tailgate)		–	–	■	
Anthracite tow eye covers		–	–	–	
Dark Techno Silver tow eye covers (8)		■	–	–	
White Silver tow eye covers		–	■	■	

■ Standard □ Optional △ No Cost Option – Not Available.

(7) Only available as part of Complete Dynamic Design Packages. Availability varies dependent upon exterior paint color. Please refer to pages 100-103 (8) Standard as part of Black Design Package

(9) Standard as part of Complete Dynamic Design Packages and Black Design Package. Replaces body-colored door handles with Noble surround.

## STANDARD AND OPTIONAL FEATURES

### Exterior Features and Finishers (continued)

	OPTION CODE	SE	HSE	HSE LUXURY	DESCRIPTION
<b>GLASS AND EXTERIOR MIRRORS</b>					
Acoustic laminated windshield		■	■	■	
Heated rear window with rear wiper		■	■	■	
Door puddle lights		■	■	■	
Heated windshield	040AK	□	□	□	
Heated washer jets (1)	040AQ	□	□	■	
Infrared reflective windshield	047AP	■	■	■	This is a fine metallic coating made up of several layers of titanium and silver to create an infrared reflective coating, keeping the vehicle cooler in hot conditions.
Privacy glass	047AB	■	■	■	Provides increased privacy for rear passengers by restricting vision into the cabin.
Rain sensing windshield wipers	030CQ	■	■	■	
Power fold, heated door mirrors with approach lights	030NB	■	■	■	
Auto-dimming exterior mirrors (2)	031EB	□	□	□	
<b>TOWING</b>					
Trailer Stability Assist (TSA) (3) (4)		■	■	■	Please refer to page 49.
Front and rear recovery hooks		■	■	■	
Advanced Tow Assist (3) (4) (5)	062CE	–	□	□	Please refer to page 49.
Trailer Hitch with wiring	028BT	□	□	□	

■ Standard □ Optional – Not Available.

(1) Only available as part of specific option packages on SE and HSE models. Please refer to pages 97-99 for option package availability (2) Option only available as part of Vision Assist Package (3) These systems are not a substitute for driving safely with due care and attention and will not function under all circumstances, speeds, weather and road conditions, etc. Driver should not assume that these systems will correct errors of judgment in driving. Please consult the owner's manual or your local authorized Land Rover Retailer for more details (4) A Land Rover approved tow bar is required in order to enable this feature (5) Only available with two-speed transfer case (high/low range), electronic air suspension, All Terrain Progress Control (ATPC), Surround Camera System, 360° Parking Aid and Terrain Response® 2.



**Exterior Features and Finishers (continued)**

	OPTION CODE	SE	HSE	HSE LUXURY	DESCRIPTION
<b>WHEEL FEATURES</b>					
Compact alloy spare tire		■	■	■	Includes toolkit.
Full size spare tire	050AQ	□	□	□	Includes toolkit.
Tire Pressure Monitoring System (TPMS)		■	■	■	
<b>HEADLIGHTS AND LIGHTING</b>					
Daytime Running Lights (DRL)		■	■	■	
Front fog lights	064AP	–	■	■	
Halogen headlights		■	–	–	
LED headlights with LED signature	064GK	□ (6)	■	■	Signature design LED headlights combine distinctive design with highly practical capabilities. Includes headlight power wash.
Adaptive LED headlights with LED signature (2) (3)	064GJ	–	□	□	Adaptive LED headlights swivel to follow the road, while static cornering lights illuminate the curbside area in tight bends to give the driver a greater sense of confidence during night-time driving.
Signature hi-line tail lights		–	■	■	
Automatic headlights	064CY	■	■	■	
Auto High Beam Assist (AHBA) (2) (3)	030NT	□ (7)	□	□	Automatic High Beam Assist headlights automatically dip when traffic is detected, reverting when vehicles have passed.
<b>PAINT</b>					
Solid paint		■	■	■	Please refer to pages 100-103.
Metallic paint		□	□	□	Please refer to pages 100-103.
Premium metallic paint		□	□	□	Please refer to pages 100-103.

■ Standard □ Optional – Not Available.

(6) Option only available as part of Technology Package (7) Only available with LED headlights with LED signature.

## STANDARD AND OPTIONAL FEATURES

### Seating, Interior Features and Finishers

	OPTION CODE	SE	HSE	HSE LUXURY	DESCRIPTION
<b>SEATS</b>					
5 seats		■	■	–	
Third row seats (1)	033BI	□	□	■	Please refer to page 19.
Powered third row seats (2)	033QB	–	□ (3)	■	Please refer to page 19.
60:40 load through rear seats with manual slide and recline		■	■	–	Please refer to page 106.
Power reclining rear seats (2)	033IR	–	□ (3)	■	Please refer to page 106.
Winged front headrests	033QU	–	□ (4)	■	
Grained leather seats and 12-way power front seats	033VJ	■	–	–	
Grained leather seats and 12-way power front seats with driver seat memory		–	■	–	
Windsor leather seats with 16-way power front seats with driver seat memory	033VL	–	□	■	
Windsor leather seats with 16-way power front seats with driver seat memory and massage function (5)	033VN	–	–	□	
Heated front and rear seats (6)	033EQ	□ (7)	□ (7)	■	Please refer to page 61.
Heated and cooled front and rear seats (8)	033IN	–	□ (9)	□	Please refer to page 61.
Heated and cooled front and rear seats with heated third row seats (2) (10)	033BL	–	□ (10) (11)	□	Please refer to page 61.
Intelligent Seat Fold (3) (12)	095HB	–	□	■	Please refer to page 19.

■ Standard □ Optional – Not Available.

(1) Only available as part of 7 Seat Package. Not available with coil suspension (2) Only available with third row seats (3) Only available as part of Remote Intelligent Seat Fold Package  
 (4) Only available on HSE models with Rear Seat Entertainment (5) Only available with heated and cooled front seats (6) Only available with heated front windscreen (7) Only available as part of Cold Climate Package  
 (8) Only available as part of Luxury Climate Comfort Package (9) Only available with Seat Package 4 or 5 (10) Only available as part of 7 seat Luxury Climate Comfort Package (11) Only available with powered third row seats  
 (12) Only available with third row seats, electrically reclining rear seats and powered third row seats.

**Seating, Interior Features and Finishers (continued)**

	OPTION CODE	SE	HSE	HSE LUXURY	DESCRIPTION
<b>STEERING WHEEL</b>					
Manually adjustable steering column (4-way)		■	–	–	
Power adjustable steering column (4-way)	049AL	–	■	■	
Premium leather steering wheel with multi-functional controls and gearshift paddles		■	■	■	
Heated steering wheel	032DV	□ (13)	□ (13)	■	A heated leather steering wheel is available for the ultimate driver comfort.
<b>INTERIOR FINISHERS</b>					
Gloss Black finisher		■	–	–	Please refer to page 113.
Dark Satin Brushed Aluminum trim finisher	088HP	□	□	□	Please refer to page 113.
Natural Shadow Oak veneer	088JU	□	■	■	Please refer to page 113.
Natural Charcoal Oak veneer	088HY	–	□	□	Please refer to page 113.
High Gloss Charcoal Oak veneer	088JO	–	□	□	Please refer to page 113.
Titanium Mesh trim finisher (14)	088JV	–	□	□	Please refer to page 113.
Front and rear premium carpet mats	079BO	■	■	■	
<b>HEADLINING</b>					
Nimbus headlining (15)		■	■	■	Please refer to pages 108-109.
Ebony headlining (16)	005BJ	□	□	□	Please refer to pages 108-109.

■ Standard □ Optional – Not Available.

(13) Only available as part of Cold and Climate option packages, please refer to pages 98-99 (14) Only available as part of Complete Dynamic Design Package (15) Not available with Complete Dynamic Design Packages (16) Standard as part of Complete Dynamic Design Package. Not available with Nimbus/Espresso interior colorway.



## STANDARD AND OPTIONAL FEATURES

### Seating, Interior Features and Finishers (continued)

	OPTION CODE	SE	HSE	HSE LUXURY	DESCRIPTION
<b>INTERIOR FEATURES</b>					
Driver and passenger sun visors with illuminated vanity mirrors		■	■	■	
Front and rear grab handles		■	■	■	
Illuminated glove box, overhead console light, cargo space light and map light		■	■	■	
Smoker's Package	094AA	□	□	□	Includes ashtray and cigar lighter in front row.
Auto-dimming interior rear view mirror	031CG	■	■	■	
Ambient Interior Lighting	064LA / 064FB	■	■	–	
Configurable Ambient Interior Lighting		–	–	■	Please refer to page 61.
Rear reading lights	064MA	■	■	■	
Front cupholders	026SA	■	–	–	
Front cupholders with cover	026SB	–	■	■	Please refer to page 23.
Shopping bag hook (grocery hook)	095GB	–	■	■	Please refer to page 22.
Upper secondary glove box	030EC	■	■	■	Please refer to page 22.
Front center console cooler compartment	038EA	□	□	□	Please refer to page 22.
Two-zone Climate Control	022AY	■	–	–	Please refer to page 61.
Three-zone Climate Control	022BC	–	■	■	Please refer to page 61.
Four-zone Climate Control (1)	022BG	–	□	□	Please refer to page 61.
<b>STORAGE</b>					
Overhead storage for sunglasses (2)		■	■	■	
Rear armrest with cupholders		■	■	■	Please refer to page 22.
Center console storage compartment		■	■	■	Please refer to page 22.
Lower center console storage		■	■	■	Please refer to page 23.
Third row side storage with lid and single USB charging point (3)		■	■	■	Please refer to page 22.
In-Dash storage compartment		–	■	■	Please refer to page 23.

■ Standard □ Optional – Not Available.

(1) Only available as part of Luxury Climate Comfort Package and 7 seat Luxury Climate Comfort Package (2) Not available when Rear Seat Entertainment is fitted (3) Only available with third row seats.

**Safety and Security**

	OPTION CODE	SE	HSE	HSE LUXURY	DESCRIPTION
Audible seat belt warning (including third row)		■	■	■	Please refer to page 72.
Front side impact airbags (4)		■	■	■	Please refer to page 73.
Perimetric alarm		■	■	■	
Rollover deployment of restraints		■	■	■	Please refer to page 73.
Side curtain airbags (4)		■	■	■	Please refer to page 72.
Third row LATCH		■	■	■	Standard when third row seats are specified. Please refer to page 72.

■ Standard.

(4) Please remember that the safety belts in a vehicle constitute the primary protection system for driver and passengers in collisions. Airbags are not designed to deploy in all collisions. The airbag Supplemental Restraint System (SRS) is a supplement to the safety belts and is designed to work as a system with the safety belts. Although airbags provide additional protection, airbags without safety belts do not provide optimal protection in a crash. Always wear your safety belts. Children younger than 13 years old should always be properly restrained in a back seat, away from airbags. Never place an infant seat in the front seat.

## STANDARD AND OPTIONAL FEATURES

### Driver Assistance, Convenience and Cargo Space Features

	OPTION CODE	SE	HSE	HSE LUXURY	DESCRIPTION
Push Button Start		■	■	■	
Cruise Control (1)		■	■	■	
Adaptive Cruise Control with Queue Assist (1) (2)	065AG	–	□	□	Please refer to page 44.
Driver Condition Monitor (1) (3)	086DH	–	□	□	Please refer to page 44.
Lane Keep Assist (1) (2)	086BG	–	□	□	Includes Lane Departure Warning. Please refer to page 44.
Rear Parking Aid (1)	086EH	■	■	■	
Front Parking Aid (1)	086EG	□	■	■	
360° Parking Aid	036MB	□	□	□	Sensors located around the vehicle are automatically triggered when reverse is selected, or can be manually activated, with a display appearing on the Touchscreen showing an overhead view of the vehicle. As you park, the Touchscreen display and audio feedback indicates how close you are to obstacles.
Park Assist (1) (3)	086HA	□	□	□	Please refer to page 45.
Rear View Camera (1)	086FA	■	■	■	Please refer to page 45.
Surround Camera System (1) (4)	086GC	–	□	□	Please refer to page 45 and 49.
Traffic Sign Recognition and Intelligent Speed Limiter (1) (3)	086DC	–	□	□	Please refer to page 41.
Blind Spot Monitor and Reverse Traffic Detection (1) (5) (6)	086GF	–	□	□	Please refer to page 44.
Blind Spot Assist (1) (2) (6)	086GG	–	□	□	Please refer to page 44.

■ Standard □ Optional – Not Available.

(1) These systems are not a substitute for driving safely with due care and attention and will not function under all circumstances, speeds, weather and road conditions, etc. Driver should not assume that these systems will correct errors of judgment in driving. Please consult the owner's manual or your local authorized Land Rover Retailer for more details (2) Option only available as part of Drive Pro Package (3) Option only available as part of Drive Package or Drive Pro Package (3) Requires 360° Parking Aid (4) Option only available as part of Vision Assist Package (5) Option only available as part of Drive Package (6) Option only available with Auto-Dimming Exterior Mirrors.



**Driver Assistance, Convenience and Cargo Space Features (continued)**

	OPTION CODE	SE	HSE	HSE LUXURY	DESCRIPTION
Keyless Entry	066AC	■	■	■	The driver is able to access the vehicle without the need to take the remote smart key out of a bag or pocket.
Activity Key	066CA	□	□	□	Please refer to page 63.
HomeLink®	025CT	■	■	■	Please refer to page 45.
<b>CARGO SPACE FEATURES</b>					
Luggage retention loops		■	■	■	
Cargo space cover	063AH	□	□	□	
Cargo space storage rails (7)	135AH	□	□	–	
Cargo space partition net	026EU	□	□	□	
Powered gesture tailgate	070BA	■	■	■	
Powered inner tailgate	079EC	□	■	■	

■ Standard □ Optional – Not Available.

(7) Only available with 5 seats.

## STANDARD AND OPTIONAL FEATURES

### Information, Communication and Entertainment

	OPTION CODE	SE	HSE	HSE LUXURY	DESCRIPTION
8" Touchscreen (InControl® Touch) (1)		■	–	–	
10" Touchscreen (InControl® Touch Pro) (1)		–	■	■	
Land Rover Enhanced Sound System 250W with 10 speakers	025KM	■	–	–	Please refer to page 54.
Meridian™ Sound System 380W with 10 speakers plus subwoofer	025LM	–	■	–	Please refer to page 54.
Meridian™ Digital Surround Sound System 825W with 14 speakers plus subwoofer	025LN	–	□	■	Please refer to page 54.
Bluetooth® connectivity		■	■	■	
Sirius XM® Satellite Radio & HD Radio™ (2)	025LA	□	■	■	
Rear Seat Entertainment (3)	129AH	–	□	□	Please refer to page 57.
InControl® Protect (1)		■	■	■	Please refer to page 51.
InControl® Touch Navigation (1) (4)	087AT	□	–	–	Please refer to page 51.
InControl® Touch Pro Navigation (1)	087AU	–	■	■	Please refer to page 51.
InControl® Remote (1)	011DA	–	■	■	Please refer to page 51.
InControl® Pro Services (1)	025RC	–	■	■	Please refer to page 51.
InControl® Apps (1)	025PA	■	■	■	Please refer to page 51.
Head-up Display (5)	039IB	–	□	□	Please refer to page 41.
Single 12V auxiliary charging point (upper glove box)		■	■	■	
12V auxiliary charging points (second row)	054AM	■	□	□	
USB sockets (second row)	054AN	□	■	■	Please refer to page 57.

■ Standard □ Optional – Not Available.

The Bluetooth® word mark and logos are owned by the Bluetooth SIG, Inc. and any use of such marks by Land Rover is under license.

(1) Do not use Land Rover InControl® features under conditions that will affect your safety or the safety of others. Driving while distracted can result in loss of vehicle control (2) A 3-month trial subscription to the Sirius All Access package is included with the vehicle, which gives you access to 150+ channels of premium programming. Plus you can stream SiriusXM on your computer, smartphone or tablet – it's included in your trial. If you decide to continue service after your trial, the subscription plan you choose will automatically renew thereafter and you will be charged according to your chosen payment method at then-current rates. Fees and taxes apply. To cancel you must call SiriusXM at 1-866-635-2349. See the SiriusXM Customer Agreement for complete terms at siriusxm.com. All fees and programming are subject to change. SiriusXM Satellite Radio is not available in Alaska or Hawaii. Certain features require a Micro SIM with a suitable

(3) Overhead storage for sunglasses is not available with Rear Seat Entertainment. HSE models require winged headrests (4) Only available as part of Technology Package (5) These systems are not a substitute for driving safely with due care and attention and will not function under all circumstances, speeds, weather and road conditions, etc. Driver should not assume that these systems will correct errors of judgment in driving. Please consult the owner's manual or your local authorized Land Rover Retailer for more details.

**Option Packages**

	OPTION CODE	SE	HSE	HSE LUXURY
<b>COMPLETE DYNAMIC DESIGN PACKAGE (6)</b>	032IN			
Black or Grey contrast roof (7)		-	<input type="checkbox"/>	<input type="checkbox"/>
Dynamic exterior		-	<input type="checkbox"/>	<input type="checkbox"/>
Dynamic interior (8)		-	<input type="checkbox"/>	<input type="checkbox"/>
21" 5 split-spoke 'Style 5025' with Satin Dark Grey finish alloy wheels		-	<input type="checkbox"/>	<input type="checkbox"/>
22" 5 split-spoke 'Style 5025' with Satin Dark Grey Diamond Turned finish alloy wheels		-	-	<input type="checkbox"/>
<b>BLACK DESIGN PACKAGE</b>	074LN			
Black exterior		<input type="checkbox"/>	<input type="checkbox"/>	<input type="checkbox"/>
20" 5 split-spoke 'Style 5011' with Gloss Black finish alloy wheels		<input type="checkbox"/>	<input type="checkbox"/>	<input type="checkbox"/>
21" 5 split-spoke 'Style 1012' with Gloss Black finish alloy wheels		-	<input type="checkbox"/>	<input type="checkbox"/>
22" 5 split-spoke 'Style 5011' with Gloss Black finish alloy wheels		-	-	<input type="checkbox"/>
<b>DRIVE PACKAGE (5)</b>	074VX			
Driver Condition Monitor		-	<input type="checkbox"/>	<input type="checkbox"/>
Blind Spot Monitor and Reverse Traffic Detection (9)		-	<input type="checkbox"/>	<input type="checkbox"/>
Traffic Sign Recognition and Intelligent Speed Limiter		-	<input type="checkbox"/>	<input type="checkbox"/>
<b>DRIVE PRO PACKAGE (5)</b>	074VY			
Driver Condition Monitor		-	<input type="checkbox"/>	<input type="checkbox"/>
Blind Spot Assist and Reverse Traffic Detection (9)		-	<input type="checkbox"/>	<input type="checkbox"/>
Traffic Sign Recognition and Intelligent Speed Limiter		-	<input type="checkbox"/>	<input type="checkbox"/>
Adaptive Cruise Control with Queue Assist		-	<input type="checkbox"/>	<input type="checkbox"/>
Lane Keep Assist		-	<input type="checkbox"/>	<input type="checkbox"/>

Optional – Not Available.

(6) Not available with Black Design Package (7) Dependent on exterior paint color. Please refer to pages 100-103 (8) Please refer to page 108 for available interior colorways (9) Option only available with Auto Dimming Exterior Mirrors.



## STANDARD AND OPTIONAL FEATURES

### Option Packages (continued)

	OPTION CODE	SE	HSE	HSE LUXURY
<b>7 SEAT PACKAGE (1)</b>	074SC			
Third row seats		<input type="checkbox"/>	<input type="checkbox"/>	-
Two-speed transfer case (high/low Range)		<input type="checkbox"/>	<input type="checkbox"/>	-
Electronic air suspension		<input type="checkbox"/>	<input type="checkbox"/>	-
<b>CAPABILITY PACKAGE (2) (3)</b>	074GU			
Two-speed transfer case (high/low range)		<input type="checkbox"/>	<input type="checkbox"/>	-
Terrain Response® 2		<input type="checkbox"/>	<input type="checkbox"/>	-
Electronic air suspension		<input type="checkbox"/>	<input type="checkbox"/>	-
<b>CAPABILITY PLUS PACKAGE (2) (4)</b>	074PM			
Active rear locking differential		-	<input type="checkbox"/>	<input type="checkbox"/>
Terrain Response® 2		-	<input type="checkbox"/>	<input type="checkbox"/>
All Terrain Progress Control (ATPC)		-	<input type="checkbox"/>	<input type="checkbox"/>
<b>COLD CLIMATE PACKAGE (5)</b>	072AC			
Heated washer jets		<input type="checkbox"/>	<input type="checkbox"/>	-
Heated steering wheel		<input type="checkbox"/>	<input type="checkbox"/>	-
Heated front and rear seats		<input type="checkbox"/>	<input type="checkbox"/>	-

Optional – Not Available.

(1) Not available with Capability Package or Capability Plus Package (2) These systems are not a substitute for driving safely with due care and attention and will not function under all circumstances, speeds, weather and road conditions, etc. Driver should not assume that these systems will correct errors of judgment in driving. Please consult the owner's manual or your local authorized Land Rover Retailer for more details (3) Not available with Capability Plus Package and 7 Seat Package (4) Not available with Capability Package and 7 Seat Package (5) Not available with other Climate Package options.

**Option Packages (continued)**

	OPTION CODE	SE	HSE	HSE LUXURY
<b>LUXURY CLIMATE COMFORT PACKAGE (5)</b>	072BL			
Heated and cooled front and rear seats		-	<input type="checkbox"/>	-
Four-zone Climate Control		-	<input type="checkbox"/>	-
Heated steering wheel		-	<input type="checkbox"/>	-
Heated washer jets		-	<input type="checkbox"/>	-
Massage seats (6)		-	-	<input type="checkbox"/>
<b>7 SEAT LUXURY CLIMATE COMFORT PACKAGE (5) (7)</b>	072BP			
Heated and cooled front and rear seats with heated third row seats		-	<input type="checkbox"/>	<input type="checkbox"/>
Four-zone Climate Control		-	<input type="checkbox"/>	<input type="checkbox"/>
Heated steering wheel		-	<input type="checkbox"/>	-
Heated washer jets		-	<input type="checkbox"/>	-
<b>REMOTE INTELLIGENT SEAT FOLD PACKAGE (7) (8)</b>	074VP			
Intelligent Seat Fold		-	<input type="checkbox"/>	<input type="checkbox"/>
Power reclining rear seats		-	<input type="checkbox"/>	<input type="checkbox"/>
Powered third row seats		-	<input type="checkbox"/>	<input type="checkbox"/>
<b>TECHNOLOGY PACKAGE</b>	074KY			
LED headlights with LED signature		<input type="checkbox"/>	-	-
Front Parking Aid (2)		<input type="checkbox"/>	-	-
InControl® Touch Navigation (9)		<input type="checkbox"/>	-	-
<b>VISION ASSIST PACKAGE (2) (10)</b>	041CB			
Adaptive LED headlights with LED signature		-	<input type="checkbox"/>	<input type="checkbox"/>
Auto High Beam Assist (AHBA)		-	<input type="checkbox"/>	<input type="checkbox"/>
Auto-dimming exterior mirrors		-	<input type="checkbox"/>	<input type="checkbox"/>
Surround Camera System		-	<input type="checkbox"/>	<input type="checkbox"/>

Optional – Not Available.

(6) Available on HSE Luxury only (7) Only available with third row seats (8) Not available on Td6 HSE Luxury model (9) Do not use Land Rover InControl® features under conditions that will affect your safety or the safety of others. Driving while distracted can result in loss of vehicle control (10) Not available with Technology Plus Package.


# 3

## CHOOSE YOUR COLOR

Now you have chosen your All-New Discovery model, you can select your exterior paint color. From rich, deep lusters to incandescent metallic patinas, our paints incorporate the latest in pigment technologies. Our solid paints produce a deep flat color. Our metallics deliver a sparkle finish that is sure to catch the eye. And our premium metallic paints enhance both the color and the intensity of the sparkle, or sleek metallic finish to give your vehicle even more presence.


### Fuji White (solid)

Optional Contrast Roof Color\*




### Narvik Black (solid)

Optional Contrast Roof Color




### Indus Silver (metallic)

Optional Contrast Roof Color\*



### Yulong White (metallic)

Optional Contrast Roof Color\*



### Corris Grey (metallic)

Optional Contrast Roof Color\*





Kaikoura Stone (metallic)

Optional Contrast Roof Color\*  
Black      Grey



Scotia Grey (metallic)

Optional Contrast Roof Color\*  
Black



Aintree Green (metallic)

Optional Contrast Roof Color\*  
Black      Grey



Loire Blue (metallic)

Optional Contrast Roof Color\*  
Black      Grey



Santorini Black (metallic)  
Optional Contrast Roof Color\*  
Grey



Firenze Red (metallic)  
Optional Contrast Roof Color\*  
Black      Grey



Montalcino Red (metallic)  
Optional Contrast Roof Color\*  
Black



Namib Orange (premium metallic)  
Optional Contrast Roof Color\*  
Black      Grey



Silicon Silver (premium metallic)  
Optional Contrast Roof Color\*  
Black



Aruba (premium metallic)

Optional Contrast Roof Color\*

Black      Grey



Waitomo Grey (premium metallic)

Optional Contrast Roof Color\*

Black



Carpathian Grey (premium metallic)

Optional Contrast Roof Color\*


Black      Grey



Farallon Black (premium metallic)

Optional Contrast Roof Color\*

Grey





# 4

## CHOOSE YOUR WHEELS



19" 5 SPLIT-SPOKE  
'STYLE 5021'



20" 5 SPLIT-SPOKE  
'STYLE 5011'



20" 5 SPLIT-SPOKE  
'STYLE 5011'  
WITH GLOSS BLACK FINISH (1)



20" 10 SPLIT-SPOKE  
'STYLE 1011'



21" 9 SPOKE  
'STYLE 9002'



21" 9 SPOKE  
'STYLE 9002'  
WITH DIAMOND TURNED FINISH

	OPTION CODE	SE	HSE	HSE LUXURY
<b>WHEELS</b>				
19" 5 split-spoke 'Style 5021'		■	–	–
20" 5 split-spoke 'Style 5011'	031HG	□	■	–
20" 5 split-spoke 'Style 5011' with Gloss Black finish (1)	031HJ	□	□	□
20" 10 split-spoke 'Style 1011'	031HH	□	□	■
21" 9 spoke 'Style 9002'	031HK	□	□	□
21" 9 spoke 'Style 9002' with Diamond Turned finish	031HM	–	□	□

21" and 22" wheels only available with electronic air suspension.

■ Standard □ Optional – Not Available.

104 (1) Only available with Black Design Package and will incur an additional cost.

**STEP 4**  
**CHOOSE YOUR WHEELS**



21" 10 SPLIT-SPOKE  
'STYLE 1012'



21" 10 SPLIT-SPOKE  
'STYLE 1012'  
WITH GLOSS BLACK FINISH (1)



21" 5 SPLIT-SPOKE  
'STYLE 5025'  
WITH SATIN DARK GREY FINISH (2)



22" 5 SPLIT-SPOKE  
'STYLE 5011'



22" 5 SPLIT-SPOKE  
'STYLE 5011'  
WITH GLOSS BLACK FINISH (1)



22" 5 SPLIT-SPOKE  
'STYLE 5025' WITH SATIN DARK GREY  
DIAMOND TURNED FINISH (2)



22" 5 SPLIT-SPOKE  
'STYLE 5025'  
WITH MACHINE POLISHED FINISH (3)

	OPTION CODE	SE	HSE	HSE LUXURY
<b>WHEELS</b>				
21" 10 split-spoke 'Style 1012'	031HL	-	<input type="checkbox"/>	<input type="checkbox"/>
21" 10 split-spoke 'Style 1012' with Gloss Black finish (1)	031HN	-	<input type="checkbox"/>	<input type="checkbox"/>
21" 5 split-spoke 'Style 5025' with Satin Dark Grey finish (2)	031GD	-	<input type="checkbox"/>	<input type="checkbox"/>
22" 5 split-spoke 'Style 5011'	031GE	-	-	<input checked="" type="checkbox"/>
22" 5 split-spoke 'Style 5011' with Gloss Black finish (1)	031GF	-	-	<input type="checkbox"/>
22" 5 split-spoke 'Style 5025' with Satin Dark Grey Diamond Turned finish (2)	031GH	-	-	<input type="checkbox"/>
22" 5 split-spoke 'Style 5025' with Machine Polished finish (3)	VPLRW0117	-	<input type="checkbox"/>	<input type="checkbox"/>

21" and 22" wheels only available with electronic air suspension.

■ Standard □ Optional - Not Available.

(2) Only available with Complete Dynamic Design Package and will incur an additional cost (3) Accessory wheels must be selected with either a standard or optional wheel and incur an additional cost. Requires 285 tyre.

# 5

## CHOOSE YOUR INTERIOR – SEAT CONFIGURATION



### **Power Reclining Rear Seats\***

Available on HSE and HSE Luxury with third row seats, these seats have forwards/backwards movement of 6.3" allowing flexible use of space for luggage or to maximize passenger legroom. The seats also power recline up to 25° and allow for load-through to provide greater comfort and convenience.

### **60:40 Manual Slide and Recline Seats (not shown)**

Standard on SE and HSE, the 60:40 five-seat configuration features three comfortable seating positions and load through feature.





**Seven Full-Size Seats with Stadium Seating\*\***

























Neatly integrated third row of seats gives you more versatility, with the third row easily accessed at the touch of a button. On HSE and HSE Luxury models, the third row has the option of heating, as well as the capability of power folding.

The All-New Discovery makes light work of carrying you and six other adults in the most comfortable and contemporary surroundings.

\*\*Available as part of a package on SE and HSE and standard on HSE Luxury.

## CHOOSE YOUR INTERIOR – COLOR COMBINATIONS

Now you have chosen your model, you can use this table to select the perfect combination of interior color, exterior color and interior finishers.

	(A)	(B)	(C)	(D)	(E)	EXCLUSIVE TO COMPLETE DYNAMIC DESIGN PACKAGE		
COLORWAYS	EBONY / EBONY (page 110)	EBONY / ACORN (page 111)	NIMBUS / ESPRESSO (page 111)	VINTAGE TAN / EBONY (page 110)	GLACIER / EBONY (page 111)	EBONY / EBONY with Nimbus detail (page 112)	EBONY / EBONY with Pimento detail (page 112)	NIMBUS / EBONY with Reims Blue detail (page 112)
<b>INTERIOR COLOR</b>								
Seat color	Ebony	Acorn	Nimbus	Vintage Tan	Glacier	Ebony	Ebony	Nimbus
Carpet	Ebony	Ebony	Espresso	Ebony	Ebony	Ebony	Ebony	Ebony
<b>MODEL</b>								
SE (Grained leather)	○	○	–	–	–	–	–	–
HSE (Grained leather)	○	○	○	–	–	–	–	–
HSE (Windsor leather)	○	–	○	○	–	○	○	○
HSE LUXURY (Windsor leather)	○	–	○	○	○	○	○	○
<b>INTERIOR FINISHERS</b>								
 Gloss Black finisher*	○	○	–	–	–	–	–	–
 Brushed Linear Aluminum trim finisher	○	○	○	○	○	–	–	–
 Natural Shadow Oak veneer	○	○	○	○	○	–	–	–
 Natural Charcoal Oak veneer**	○	○	○	○	○	–	–	–
 High Gloss Charcoal Oak veneer**	○	○	○	○	○	–	–	–
 Titanium Mesh trim finisher	–	–	–	–	–	○	○	○
<b>EXTERIOR COLOR</b>								
 Fuji White	○	○	○	▲	○	○	○	○
 Narvik Black	▲	▲	○	○	▲	▲	▲	▲
 Indus Silver	▲	○	○	○	○	○	○	○
 Yulong White	▲	○	○	▲	○	▲	▲	○
 Corris Grey	▲	○	○	○	○	○	○	▲
 Kaikoura Stone	○	▲	▲	▲	○	○	○	○
 Scotia Grey	○	○	○	○	▲	○	○	○
 Aintree Green	○	○	▲	○	○	○	○	○
 Loire Blue	○	○	○	○	○	○	○	▲
 Santorini Black	▲	▲	○	○	▲	▲	▲	○
 Firenze Red	○	○	○	○	○	○	▲	○
 Montalcino Red	○	○	○	–	–	–	○	○
 Namib Orange	▲	○	▲	○	○	▲	○	○
 Silicon Silver	○	▲	▲	○	▲	○	○	▲
 Aruba	○	▲	▲	○	▲	○	○	▲
 Waitomo Grey	○	○	▲	▲	○	○	○	○
 Carpathian Grey	▲	○	○	▲	▲	▲	▲	○
 Farallon Black	○	○	○	▲	○	○	○	▲

▲ Combination is Designer's Choice ○ Combination is Available – Not Available.

\*Available on SE models only \*\*Available on HSE and HSE Luxury models only.

The above table is designed as a guide. Please contact your nearest Land Rover Retailer for more information.



	1	2	3	4	5	6
COLORWAYS	DOOR LOWER	DOOR TOP	INSTRUMENT PANEL UPPER	CENTER STACK SIDE RAILS	CENTER CONSOLE LID	INSTRUMENT PANEL MID-SECTION
A	Ebony/Ebony	Ebony	Ebony	Ebony	Gloss Black*	Ebony
B	Acorn/Ebony	Ebony	Acorn	Ebony	Gloss Black**	Acorn
C	Nimbus/Espresso	Espresso	Nimbus	Espresso	Nimbus Brushed Aluminum	Nimbus
D	Vintage Tan/Ebony	Ebony	Vintage Tan <sup>†</sup>	Ebony	Satin Brushed Aluminum	Vintage Tan <sup>†</sup>
E	Glacier/Ebony	Ebony	Glacier	Ebony	Nimbus Brushed Aluminum	Glacier
<b>EXCLUSIVE TO COMPLETE DYNAMIC DESIGN PACKAGE</b>						
F	Ebony/Ebony with Nimbus detail	Ebony	Ebony	Ebony	Dark Brushed Aluminum	Ebony
G	Ebony/Ebony with Pimento detail	Ebony	Ebony	Ebony	Dark Brushed Aluminum	Ebony
H	Nimbus/Ebony with Reims Blue detail	Ebony	Nimbus	Ebony	Dark Brushed Aluminum	Nimbus

\*Satin Brushed Aluminum on HSE and HSE Luxury models \*\*Satin Brushed Aluminum on HSE (Grained leather) <sup>†</sup>Ebony on HSE (Windsor leather). Interior shown above is HSE Luxury in Nimbus/Espresso.



## AVAILABLE INTERIOR COLOR COMBINATIONS

The cabin embodies the finest of contemporary living. Bold horizontal and vertical lines and superb levels of comfort create a space in which you and your family and friends will want to spend time. A wide range of colors and seat material choices are available.

### **A** **Ebony / Ebony** (available on SE, HSE and HSE Luxury)



Interior shown: SE interior in Ebony/Ebony with Seat Package 2 Ebony Grained leather seats, and Gloss Black finisher.

### **D** **Vintage Tan / Ebony** (available on HSE and HSE Luxury)



Interior shown: HSE Luxury interior in Vintage Tan/Ebony with Seat Package 4 Vintage Tan Windsor leather seats with Ebony contrast micropiping, and Natural Charcoal Oak veneer.

**B Acorn / Ebony** (available on SE and HSE)



Interior shown: SE interior in Acorn/Ebony with optional Seat Package 2 Acorn grained leather seats, and Gloss Black finisher.

**C Nimbus / Espresso** (available on HSE and HSE Luxury)



Interior shown: HSE interior in Nimbus/Espresso with Seat Package 3 Nimbus grained leather seats, and Natural Shadow Oak veneer.

**E Glacier / Ebony** (available on HSE Luxury)



Interior shown: HSE Luxury interior in Glacier/Ebony with optional Seat Package 5 Glacier Windsor leather seats with Ebony contrast micropiping, and Natural Shadow Oak veneer.

**F** **Ebony / Ebony with Nimbus stitching and piping**  
(available on Dynamic Design Package only)



Interior shown: Ebony/Ebony Windsor leather interior, Ebony seats with Nimbus stitching and piping and Titanium Mesh trim finisher.

**G** **Ebony / Ebony with Pimento stitching and piping**  
(available on Dynamic Design Package only)



Interior shown: Ebony/Ebony Windsor leather interior, Ebony seats with Pimento stitching and piping and Titanium Mesh trim finisher.

**H** **Nimbus / Ebony with Reims Blue stitching and piping**  
(available on Dynamic Design Package only)



Interior shown: Ebony/Nimbus Windsor leather interior, Nimbus seats with Reims Blue stitching and piping and Titanium Mesh trim finisher.



## INTERIOR FINISHERS

Now you have chosen your interior color combination, choose one of six interior finishers. For full availability and designer's choices, please see the color and trim matrix on pages 108 and 109.



Brushed Linear Aluminum trim finisher



High Gloss Charcoal Oak veneer



Titanium Mesh trim finisher



Gloss Black finisher



Natural Charcoal Oak veneer



Natural Shadow Oak veneer

# 6

## LAND ROVER APPROVED ACCESSORIES

The All-New Discovery is so capable and adaptable it can get straight to work across a variety of vastly differing conditions and roles. Owners can tailor their All-New Discovery to their specific needs with a range of stylish, practical accessories that are tough, versatile and personalized.



These accessories can be added by your Land Rover Retailer at any stage during your vehicle's life – not just when it's new. Land Rover Approved Accessories are designed, tested and manufactured to the same exacting standards as the original equipment fitted to your vehicle.

DESIGN



**Cargo Space Rigid Organizer System**  
VPLRS0355

Convenient cargo space organizer tray provides segregated compartments to store wet, dirty or delicate items or separate shopping/luggage. The front and rear compartments also have flexible dividers to create smaller compartments within them. Featuring two lockable lids, it is secured via cargo space 'D' loops\*.



**Stainless Steel Undershield - Front\*\***  
VPLRP0254

**Stainless Steel Undershield - Rear\*\***  
VPLRP0255 - Without Tow Hitch  
VPLRP0256 - With Tow Hitch

The off-road designed undershield, manufactured from stainless steel, features a premium Bright Polished finish for the front and rear of the vehicle.



**Sports Pedal Covers†**  
VPLGS0160

Stainless steel Bright finish sports pedal covers are easy to fit and feature hidden fixings for a clean finish.



**Bright Side Tubes†**  
VPLRP0270

Highly polished stainless steel side tubes provide an off-road inspired appearance, designed to complement the vehicle's exterior design.



**Styled Valve Caps**  
LR027666 - Black Jack  
LR027664 - Union Jack  
LR027560 - Land Rover

This exclusive range of styled valve caps, available in a choice of designs, provide a subtle design enhancement to alloy wheels. Sold as a set of four.



**Mirror covers**  
VPLGB0073 - Noble Chrome  
VPLAB0132 - Chrome (not shown)

Noble plated mirror covers designed to enhance the All-New Discovery exterior design cues. This neat upgrade complements various Atlas and Bright finish exterior trim.

\*Available with both standard 5 seat and third row seats (Available as part of package on HSE and fitted as standard on HSE Luxury). Not available with other cargo space accessories. Where specified, third row seats must be stored \*\*Not available with Complete Dynamic Design Package †Standard as part of Complete Dynamic Design Package ‡Fitting of side tubes may affect the off-road capability of the vehicle.



## TOURING



**Click and Go System**  
 VPLRS0388 – Click and Go Base  
 VPLRS0389 – Click and Hook  
 VPLRS0395 – Click and Work

Click and Hook is a universal hook that creates extra storage space for items to be hung. Click and Work is a folding table especially useful on long journeys and offers the rear passengers a practical surface providing some office space and a cupholder. Click and Go Base required for all attachments.

**Click and Go System**  
 VPLRS0390 – Click and Hang  
 VPLRS0391 – Click and Play (iPad® 2 – 4)  
 VPLRS0392 – Click and Play (iPad® Air)  
 VPLRS0393 – Click and Play (iPad® Mini)  
 VPLRS0394 – Click and Play Samsung Galaxy Tab (10.1")

Click and Hang is a removable coat hanger allowing for shirts and jackets to be kept crease-free while transporting. Click and Play is a removable tablet holder attachment which is available for various tablets, and can be easily positioned in multiple angles for in cabin comfort and rear entertainment.

**Center Armrest Cooler/Warmer Box**  
 VPLVS0176

Food and drinks chiller and warmer that acts as a rear center armrest. With a leather-covered top, it is held in place by the center seat belt and powered from the rear auxiliary socket. Ideal for long journeys with the family.



**Sunshades**  
 VPLRS0367 – Second row  
 VPLRS0363 – Third row  
 VPLRS0364 – Rear tailgate

Easy to install or remove these sun blinds provide increased comfort helping to protect the interior from heat and glare of the sun.



**Roof Rails\***  
 VPLRR0156 – Silver  
 VPLRR0155 – Black (not shown)

Roof rails facilitate easy fitment of cross bars for roof carrying. Pre-set positioning points ensure cross bars are fixed in optimum position for mass distribution and dynamics. Maximum payload 163lbs.\*\*

**Cross Bars\***  
 VPLRR0154

Elegant, durable Bright finish aluminum cross bars, with compact design which utilizes the full length of the bars, providing space to mount multiple accessories. Aerodynamic profile minimizes drag and wind noise. Maximum payload 163lbs.\*\*



**Roof Box\***  
 VPLWR0100 – Large Sports Roof Box\*  
 VPLVR0062 – Luggage Box\* (not shown)  
 VPLVR0061 – Sports Roof Box\* (not shown)

Available in a range of sizes, all versions can be mounted either side for curbside opening in any country and include integral locks for security and peace of mind. Carrying capacity ranges from 11.3 cu.ft. for the Sports Box to the 14.5 cu.ft. Luggage Box or the capacious 15.2 cu.ft. Large Sports Box. Maximum payload 163lbs.\*\*

**SPORTING**



**Tow Bar Receiver**  
VPLRT0174



**Tow Draw Bar**  
VPLRT0177



**Roof Mounted Bike Carrier – Wheel Mounted\***  
VPLFR0091

Lockable bike carrier designed for holding a single bike, up to 44lbs.



**Aqua Sports Carrier\***  
VPLGR0107

**Aqua Sports Carrier – 2 Kayaks**  
(not shown)\*  
VPLWR0099

Carries one canoe or kayak (2 Kayak Carrier carries two kayaks or canoes). Includes lockable multi-purpose holder to carry a mast, oars or paddles. Tilts to facilitate easy loading/unloading. Features lockable straps and rubber supports to maintain optimum mass distribution while protecting the kayak and vehicle from scratches/scuffs. Maximum load capacity 99lbs.



**Ski/Snowboard Carrier\***  
LR006849

Carries four pairs of skis or two snowboards and incorporates slider rails for easy loading, is also lockable for security. Maximum payload 79lbs.\*\*



**Protective Seat Covers**  
VPLRS0335PVJ – First Row – Ebony  
VPLRS0337LKP – First Row – Nimbus  
VPLRS0336PVJ – Second Row – Ebony (not shown)  
VPLRS0338LKP – Second Row – Nimbus (not shown)

Protects seats from wet, dirty clothes as well as general wear and tear. Simple to fit and easily wipeable. Includes headrest and armrest covers.



**Body Side Moldings**  
VPLRP0286 – Bright finish  
VPLRP0285 – Black finish (not shown)

Enhances the side of your vehicle and provides protection for your door panels from accidental damage by adjacent vehicles.

## ACTIVE



**Fixed Side Steps\***  
VPLRP0269

The side step aids entry and exit to the vehicle and improve access to the roof. Design features include Bright stainless steel edge trim and a rubber tread mat.



**Cargo Space Partition**  
VPLRS0374 – Full Height  
VPLRS0375 – Half Height

**VPLRS0376 – Luggage Partition Divider**  
**VPLRS0386 – Cargo Space Liner Tray**

Designed to prevent luggage from entering the passenger compartment. The design of the luggage partition has been optimized to second row seating featuring tilt functionality. The Luggage Partition Divider can be fitted to the luggage partition to separate the cargo space into two sections. Semi-rigid waterproof cargo space liner tray with a raised lip on three sides to protect cargo space floor and side wall carpets from dirt or wet equipment.



**Cargo Space Rubber Mat\*\***  
VPLRS0375PVJ – Ebony  
VPLRS0375AAM – Espresso (not shown)

The Land Rover branded waterproof rubber mat helps to protect the rear cargo space carpet from general dirt.



**Passenger Footwell Net**  
VPLRS0431

Easily accessible by the passenger, the passenger footwell net provides additional storage space within the cabin, ideal for everyday small items such as maps and letters.



**Mudflaps**  
VPLRP0283 – Front  
VPLRP0282 – Rear

Mudflaps are a popular upgrade for reducing spray and ensuring paintwork is protected from debris and dirt. Engineered to complement the vehicle exterior design.



**Rubber Floor Mats**  
VPLRS0333PVJ – Ebony  
VPLRS0333AAM – Espresso (not shown)

Rubber footwell mats help provide protection from general dirt.



OTHER




**iPhone® Connect and Charge Dock**  
VPLRV0119

The iPhone connect and charge dock has been designed to allow visibility of the phone while charging, utilizing the cupholder space in the central console. When connected the iPhone media is accessible and has the ability to be controlled via the integrated infotainment system. The iPhone USB charger can be easily disconnected if the USB connection is required for other use. For use with iPhone 5, 5c, 5s, 6 and 6s.



**Wireless Phone Charging Cupholder†**  
VPLRV0118

The wireless phone charging cupholder has been designed to allow visibility of the phone while charging, utilizing the cupholder space in the center console. The holder will accommodate phones up to 2.9" wide securely in place. The charger displays an LED light to indicate when charging, and turns off when complete.



**Luxury Carpet Mats**  
VPLRS0331PVJ – Ebony  
VPLRS0331AAM – Espresso

Luxurious, tailored, deep pile 72.3 oz. carpet mat set, with Land Rover ingot branding and waterproof backing, provide a well appointed finishing touch to the interior.



**Snow Traction System**  
VPLGW0081

Snow traction system is designed to give improved steering and braking control on snow and ice, when fitted to front wheels. Easy-fit design, manufactured from high quality hardened galvanized steel, the chains are supplied in a tough vinyl carry bag for storage when not in use. Suitable for 19-22" wheels.



**Luggage Carrier†**  
VPLRR0159

Flexible rack system to facilitate roof carrying. Offers up to a 163lbs load carrying capacity. Maximum payload 134lbs<sup>‡</sup>.

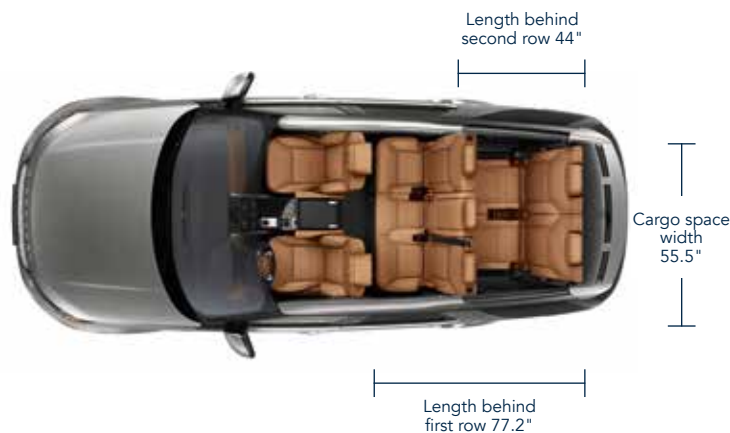


**Wind Deflectors – Clear<sup>◊</sup>**  
VPLRP0284

Wind deflectors for side windows to help to improve comfort levels in the cabin when driving with windows open, by reducing air turbulence and noise and allowing fresh air to be circulated in the cabin.

†The wireless phone charging cupholder does not provide a connection to InControl Apps. ‡Roof rails and cross bars are required for all Land Rover roof mounted accessories. Objects placed above the roof mounted satellite antenna may reduce the quality of the signal received by the vehicle and could have a detrimental effect on the navigation and satellite radio system, if fitted. †Maximum payload equals the load capacity of the roof mounted accessory. ◊Sold as a kit of four wind deflectors, two for the front door windows and two for the rear door windows.  
iPhone® is a registered trademark of Apple Inc., registered in the US.

# DIMENSIONS AND CAPABILITIES



Cargo space width 55.5"



## Standard Ride Height

With roof antenna 74.3"

## Headroom

Maximum front headroom with panoramic sunroof 40"  
Rear headroom 39"

## Cargo Capacity

Rear seats upright  
Height 36", Width 55"  
Maximum cargo space volume 45 cu.ft.  
Maximum length at floor 44"  
Rear seats folded  
Length behind first row 77.2"  
Height 36", Width 55"  
Maximum cargo space volume 82.7 cu.ft.  
Maximum length at floor 77.2"

## Obstacle Clearance

Air suspension 11.1"  
Coil suspension 8.7"

## Turning Circle

Curb-to-curb 40.4 ft.  
Wall-to-wall 41.6 ft.  
Turns lock-to-lock 2.7

## Wading Depth\*

Maximum wading depth  
Air suspension 35.4"  
Coil suspension 33.5"

Width 81.6" mirrors folded  
Width 87.4" mirrors out



Front wheel track  
Air suspension 66.6"  
Coil suspension 66.5"



Rear wheel track  
Air suspension 66.4"  
Coil suspension 66.3"



	A	B	C
Ride Height			
Approach Angle	34.0°	27.5°	30.0°
Ramp Angle		22.2°	
Departure Angle			27.0°
Air suspension	29.0°		
Coil suspension			



TECHNICAL SPECIFICATION, PERFORMANCE AND KEY DATA

	GASOLINE	DIESEL
	3.0L Si6	3.0L Td6
	AUTOMATIC	AUTOMATIC
<b>POWER (HP)</b>	<b>340</b>	<b>254</b>
Seats	5 / 7	5 / 7
<b>ENGINE DATA</b>		
Maximum Power (hp @ rpm)	340 / 6,500	254 / 3,750
Maximum Torque (lb/ft @ rpm)	332 / 3,500-5,000	443 / 1,750-2,250
Capacity (cc)	2,995	2,993
No. of cylinders	6	6
Valves per cylinder	4	4
Cylinder layout	Longitudinal V6	Longitudinal V6
<b>BRAKES</b>		
Front type	2 x 48mm sliding caliper	2 x 48mm sliding caliper
Front diameter (")	14.2	14.2
Rear type	43mm sliding caliper	43mm sliding caliper
Rear diameter (")	13.8	13.8
Parking brake	Integrated motor-on caliper	Integrated motor-on caliper
<b>MASS (lbs)</b>		
Mass from	4,751	4,916
Gross vehicle mass (5 seats / 7 seats)	6,592 / 6,900	6,724 / 6,989
<b>TOWING (lbs)</b>		
Unbraked trailer	1,653	1,653
Maximum towing	8,201	7,716
Maximum coupling point / nose mass	771	771
<b>ROOF CARRYING (lbs)</b>		
Maximum roof load (including roof rack mass)	176	176
<b>PERFORMANCE</b>		
Maximum speed* (mph)	130	130
Acceleration* (secs) 0-60mph	6.9	7.7
Fuel tank capacity – usable (US gallons)	23.5	22.5
Diesel Particulate Filter (DPF)	–	■

■ Standard – Not Available.

\*Always follow local speed limits.

Maximum approach, ramp and departure angles with air suspension in off-road height with the front tow eye cover removed.



## A WORLD OF LAND ROVER



### LAND ROVER EXPERIENCE

Ever since its inception, Land Rover has been ready for anything. Its legendary capability has seen it tackle the most demanding of terrains, in the most difficult conditions. Its versatile interior has become synonymous with comfort and greater cargo space. And its 'can do' attitude has made it the most welcome of vehicles across the globe.

You can be part of the Land Rover story at one of our Land Rover Experience Centers. You can see how each and every one of these iconic vehicles is built. You can take one out onto off-road tracks where your driving skills will be put to the test. Or you can go even further on one of our Adventure Travel holidays to such countries as Tanzania, Iceland or Morocco.

Adventure awaits.

For more information, visit [landroverusa.com](http://landroverusa.com)



### LAND ROVER ONELIFE

Onelife, the award-winning Land Rover magazine, is published twice a year and reaches customers in 40 countries. Each issue is filled with the latest Land Rover news and vehicles, insights into the technology and design that shape each vehicle, inspirational journeys and opinions from international experts.



### LAND ROVER FINANCIAL SERVICES

Getting the keys to your very own Land Rover has never been so simple. And it's more affordable than you might think. New or used, for personal or business use, we have an option that puts you in complete control. Please speak to your nearest Land Rover Retailer to find out more.

### FLEET & BUSINESS

Land Rover is dedicated to being the premium manufacturer of choice for fleets and businesses, by providing a highly attractive range of vehicles and exemplary customer service.

Distinctive, capable and versatile, all Land Rover vehicles deliver low total cost of ownership through strong residual values, competitive service, maintenance and repair costs, and impressive fuel economy.

We are also committed to providing a totally customer-focused aftersales service, which will ensure every Land Rover vehicle is kept on the road and in top condition, in the easiest and most cost-efficient way for businesses.

For more information, visit [landroverusa.com](http://landroverusa.com)



## LAND ROVER COLLECTION

The vehicle is just the beginning. The latest Land Rover Collection is now available for you to discover.

A meticulous attention to detail doesn't stop with our vehicles. You'll find the same level of craftsmanship in all of our clothing, travel items and premium gift ideas. So whether you're shopping for yourself or a loved one, you know the quality is assured.

The Land Rover Collection includes ladies and mens clothing, an extensive range of small leather goods such as wallets, portfolios, iPad and iPhone cases along with briefcases and weekender bags. A range of cufflinks and ladies silk scarves add a luxury feel to the collection. There's a kids collection too, with colorful fun clothing, caps and replica model vehicles for them to enjoy.

Visit [shop.landroverusa.com](http://shop.landroverusa.com) to browse the Land Rover Collection.



## ROADSIDE ASSISTANCE

Land Rover Optimized Assistance provides help in motoring emergencies, from immobilization due to breakdown or accident to minor problems such as punctures. You can rely on our roadside assistance, whatever the situation, anywhere in North America during the vehicle warranty period.

For further details please contact your nearest Land Rover Retailer or visit [landroverusa.com](http://landroverusa.com)

**IMPORTANT NOTICE:** Jaguar Land Rover Limited is constantly seeking ways to improve the specification, design and production of its vehicles and alterations take place continually. While every effort is made to produce up to date literature, this brochure should not be regarded as an infallible guide to current specifications, nor does it constitute an offer for the sale of any particular vehicle. Distributors and Retailers are not agents of Jaguar Land Rover Limited by any express or implied undertaking or representation.

All Land Rover Approved Accessories fitted by a Land Rover Retailer within one month or 1,000 miles (which ever occurs first) of the handover of a new registered vehicle will benefit from the same warranty terms and period of cover as the vehicle warranty. Accessories purchased outside of these parameters will be subject to a 12 month unlimited mileage warranty. All Land Rover Approved Accessories are rigorously tested to the same exacting standards as those applied to our vehicles. Performance in extreme hot and cold temperatures, corrosion resistance, impact and airbag deployment highlight some of the exhaustive product testing carried out to ensure accessories are both durable and importantly, continue to comply with current legislation. Some of the accessories featured are not available on all models. Please consult your nearest Land Rover Retailer for more information.

All our accessories are designed to be an integral part of Land Rover vehicles. While many items such as roof carriers are simple to fit, some products require specialist tools and diagnostic equipment to ensure correct integration with the vehicle structure and electrical systems. These products vary from market to market, please consult your Land Rover Retailer who will be pleased to advise you on current specifications and any query you may have.

The colors reproduced here are subject to the limitations of the printing process and may therefore vary slightly from the actual vehicle. The company reserves the right to alter or withdraw any color finish without notice. Some of these colors may not be obtainable in your country. Please check availability of colors and current specifications with your Land Rover Retailer. Distributors and retailers are not agents of Jaguar Land Rover Limited and have absolutely no authority to bind Jaguar Land Rover Limited to any express or implied undertaking or representation.

Castrol EDGE Professional recommended by Land Rover.

Vehicle shown on front and back cover is HSE Luxury in Namib Orange.



**Jaguar Land Rover North America, LLC**  
555 MacArthur Boulevard  
Mahwah, NJ 07430-2327

1-800-FIND-4WD

[landroverusa.com](http://landroverusa.com)

© 2016 Jaguar Land Rover North America, LLC  
Publication Number: 1L4621710CCSBUSEN01P