

DEFENDER



ABOVE AND BEYOND



LAND ROVER DEFENDER NEW FEATURES FOR 2015

EXTERIOR DESIGN CHANGES

Brand new additions feature the availability of two stylish packs including the purposeful Black Design Pack and exclusively for Defender, the Silver Design Pack.

INTERIOR DESIGN CHANGES

With even higher levels of quality materials and craftsmanship, 2015 will see the introduction of contrast leather premium seats. With Windsor leather inserts, these seats will be available in a choice of three colours; Ebony/Pimento, Ebony/Tan or Ebony/Lunar. To complete the look, when these seats are selected, the front centre stowage compartment will feature contrast leather highlights.



DESIGN

Page 2



RESCUE

Page 12



SPECIFICATION

Page 24



Born of a lineage stretching back to the debut of the first Land Rover in 1948, today's Defender has capability at its heart and takes pride of place as the most capable and adaptable vehicle in the Land Rover range. Over six decades of experience in designing and building one of the world's most renowned four-wheel drive vehicles have shaped Defender.



Immensely strong, Defender's chassis is probably the single most important component in the vehicle's design and contributes to its strength, capability, versatility and durability. The box section, ladder frame design is far stronger than an open channel design and more adaptable than the unibody design favoured by many of its competitors.





Defender's simple body architecture lends itself perfectly to functionality and versatility. It is available in nine core body styles including Station Wagon, Hard Top, Pick Up, Double Cab Pick Up as well as Soft Tops and Chassis Cabs with three different wheel bases (90, 110 and 130).



The lightweight aluminium body* not only helps to improve fuel consumption, it also increases payload, the vehicle's renowned capability and gives an optimum trade-off between form and function. Indeed, the corrosion-resistant aluminium body panels have evolved directly from those on the original 1948 Land Rover. Even the cargo bed is made of aluminium so it won't rust.

*Doors and bonnet are made from corrosion-resistant steel.



Inspired by 21st century industrial design, the Defender fascia is simple, robust and practical but not without its creature comforts. Optional features include premium leather front seats, leather steering wheel and air conditioning. There is a choice of two entertainment systems, with the second system having the added benefit of Bluetooth® wireless connectivity with audio streaming. For a further enhanced in-car sound experience, an upgraded system with superior speakers and subwoofer (150W) is also available.





Superb towing power. And the power to help keep occupants out of trouble. With a state-of-the-art 2.2 litre diesel engine delivering a top speed of 145kph and an impressive 360Nm of torque. With 90 percent of peak power constantly on tap from as low as 2,200rpm to over 4,350rpm, it provides maximum muscle for tough working environments.



Specially developed for heavy-duty applications, Defender's six-speed transmission is light, strong and provides smooth on-road performance. With 12 forward gears, whether towing, on-road or in rough terrain, you're always in command. Added to which, Defender has impressive braked trailer towing capability of 3,500kg.



Defender has permanent four-wheel drive with the centre differential distributing torque evenly between front and rear axles to give optimum performance on all terrains. On tarmac, the vehicle's drive is composed and acceleration is assured. Defender comes with an ABS System featuring Electronic Traction Control and Dynamic Stability Control as standard.



Defender is designed to tackle extreme climbs and descents with ease. The engine's impressive 360Nm of torque can be fully utilised through the dual-range transfer box and six-speed gearbox. This provides an additional six forward and one reverse low-range gears for extreme conditions and gradients as steep as 45 degrees. What's more, the centre differential can be locked to help minimise wheel spin and maximise traction on slippery surfaces.



The legendary Land Rover Command Driving Position, now a central feature of every Land Rover vehicle, was first established by Defender's predecessor Series 1 in 1948. It gives greater visibility of the way ahead and the surrounding environment, adding to the driver's control and security.





110 FIELD AMBULANCE



110 POLICE PERSONNEL CARRIER



130 FIELD AMBULANCE



130 CASH IN TRANSIT



110 B6 ARMoured*



110 DOUBLE CAB PICK UP
HEAVY DUTY



130 DOUBLE CAB HIGH CAPACITY
PICK UP



110 STATION WAGON
HEAVY DUTY



110 HIGH CAPACITY PICK UP
HEAVY DUTY



110 CHASSIS CAB



110 MINE SITE VEHICLE



130 MINE SITE VEHICLE



130 MOBILE MAINTENANCE
VEHICLE



130 DROPSIDE



130 DOUBLE CAB CHASSIS



110 HARD TOP



110 PICK UP



110 STATION WAGON



110 UTILITY STATION WAGON



130 CHASSIS CAB



Defender's design architecture lends itself perfectly to versatility and one-off, tailor-made solutions. In addition to the nine core body styles, conversions are available based upon 11 platforms including Station Wagon, Hard Top, Pick Up and Double Cab Pick Up, with standard or Heavy Duty chassis and suspension**.

For further information, please contact your local Land Rover Dealer or visit www.landrover.com/professional

*110 Armoured Defender: EN1522 and EN1063 'B6' Certified Discrete Ballistic Protection.

**HD suspension on 90 and 110 models not available in all markets. Please see your Land Rover Dealer for further details.

SPECIFICATION

Defender offers an exclusive range of options that allow you to personalise your vehicle. The following pages take you through a logical series of steps to create your ideal Defender. You have several choices: from selecting your body style to exterior and interior colours before choosing your wheels, finishes and additional options.



The Defender engine

Page 26



Step 1

Choose your body style

Page 28

A wide variety of body styles and wheelbases provide optimum capability to get the most from your Defender.



Step 2

Choose your colour

Page 36

There's an extensive range of paints that provide durable coatings designed for the toughest working environments.



Step 3

Choose your wheels

Page 44

Defender's iconic looks can be complemented with a range of wheel options.



Step 4

Choose your interior

Page 46

A selection of stylish, durable trim combinations are available for practicality, comfort and even a touch of luxury.



Step 5

Choose your options

Page 50

Additional options can enhance and ensure optimum capability of your Defender.



Technical Details

Page 54

Technical information and data for dimensions, performance and specifications.



Accessories


Page 62

A range of durable and practical accessories. You can tailor your vehicle to your specific needs.



Defender's 2.2 litre diesel engine produces an impressive 360Nm of torque. With 90 percent of peak power constantly on tap from as low as 2,200rpm to over 4,350rpm, it provides maximum muscle for tough working environments.

With Land Rover's Diesel Particulate Filter, not only is the Defender's engine fully compliant with the latest N1 EU5 emissions legislation, it delivers a historic top speed of 145kph.



		2.2L DIESEL			
Driveline		Four Wheel Drive (4WD)			
Power (kW / PS)		90 / 122			
Torque (Nm)		360			
Maximum torque (rpm)		2,000			
Capacity (cc)		2,198			
No. of cylinders		4			
Cylinder layout		In-line			
FUEL ECONOMY		90	90SW	110	130
Urban	l/100km (mpg)	11.5	11.7	13.6	13.6
Extra Urban	l/100km (mpg)	9.1	9.4	9.7	9.7
Combined	l/100km (mpg)	10.0	10.2	11.1	11.1
CO ₂ Urban emissions	g/km	305	312	361	361
CO ₂ Extra Urban emissions	g/km	240	250	256	256
CO ₂ Combined emissions	g/km	266	269	295	295

The figures provided are as a result of official manufacturer's tests in accordance with EU legislation. A vehicle's actual fuel consumption may differ from that achieved in such tests and these figures are for comparative purposes only.

Visit landrover.com for more information.

STEP 1 CHOOSE YOUR BODY STYLE



DEFENDER 90 PICK UP



DEFENDER 110 PICK UP



DEFENDER 110 DOUBLE CAB PICK UP



DEFENDER 130 DOUBLE CAB HIGH CAPACITY PICK UP



DEFENDER 90 STATION WAGON



DEFENDER 110 STATION WAGON



DEFENDER 110 UTILITY WAGON



DEFENDER 130 DOUBLE CAB CHASSIS



DEFENDER 90 HARD TOP



DEFENDER 110 HARD TOP



DEFENDER 110 HIGH CAPACITY PICK UP



DEFENDER 130 CHASSIS CAB



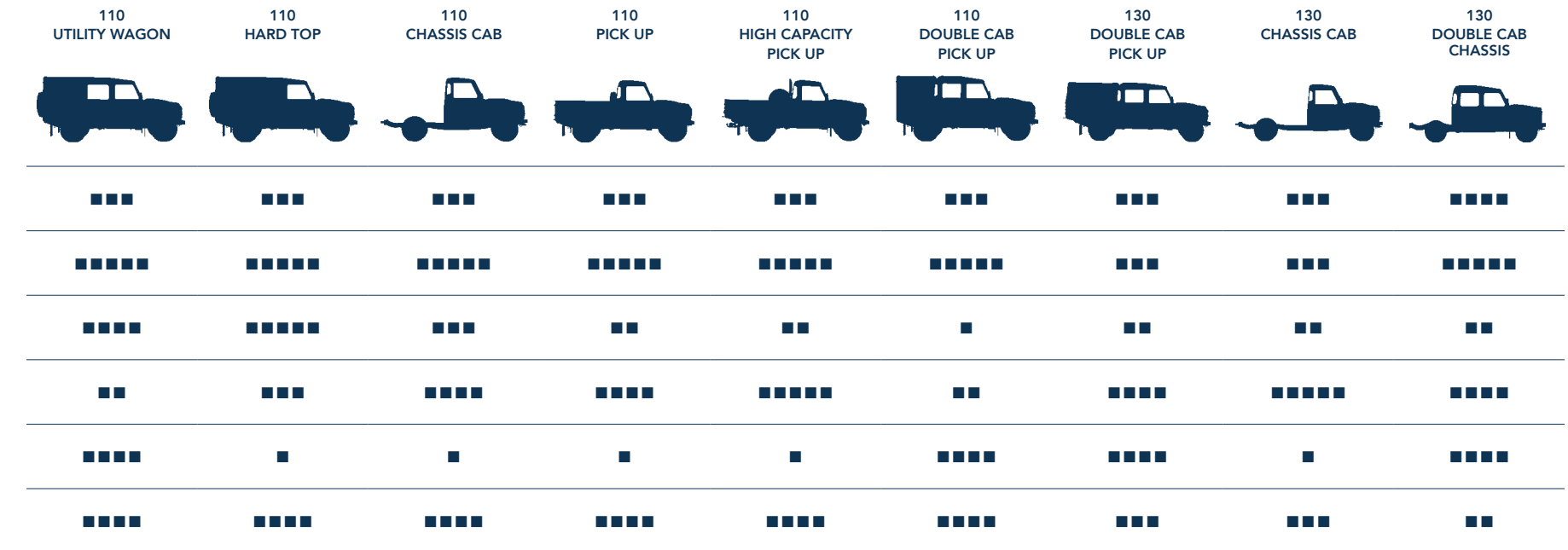
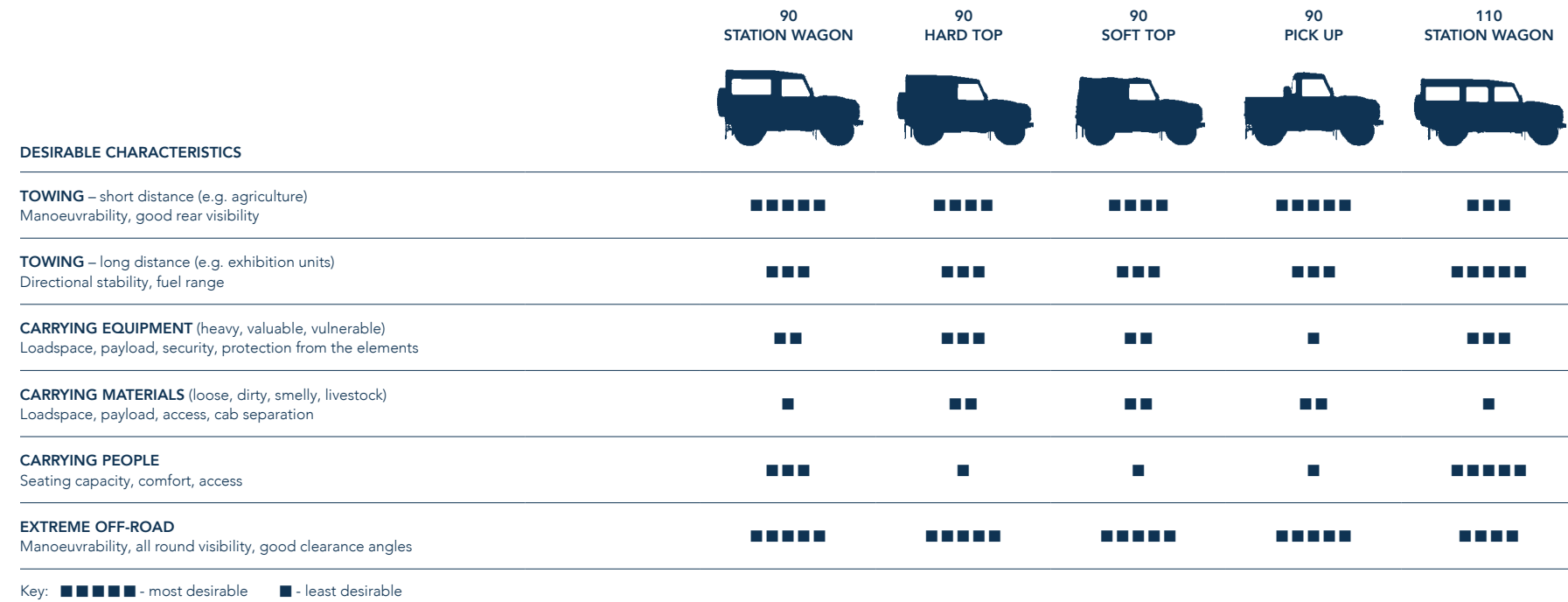
DEFENDER 90 PICK UP



DEFENDER 110 PICK UP

STEP 1 CHOOSE YOUR BODY STYLE

Defender is available in a wide variety of body styles and three wheelbases. All of which give optimum capability to a range of potential uses. Choosing the appropriate body type for your requirements will help you get the most from your Defender.





SEATING

Form follows function in the Defender interior. Tough working vehicles demand robust materials such as the scuff-resistant facia and durable seat coverings. The facia is a one-piece moulding for improved refinement, its distinctive lines providing Land Rover's traditional commanding view of the ground ahead.

The seats are arranged stadium style, their position maximising exterior vision and easing access. Designed to be comfortable and supportive whatever the task or terrain, each seat has a three-point safety harness, but can be folded to optimise the Defender's load-carrying versatility. There's space for smaller items too, in trays on the facia or between the front seats. The optional cubby box provides extra storage and includes two cup holders.



90 HT/PU* Two seats
Rear cabin line applicable to PU only



90 SW* Four seats



110 HT/PU/HCPU* Two seats
Rear cabin line applicable to PU only



110 SW/UW/DCPU* Five seats**
Rear cabin line applicable to DCPU only



110 SW* Seven seats** (optional extra)
Third row rear seats optional



130 DCHCPU* Five seats

ST = Soft Top HT = Hard Top PU = Pick Up HCPU = High Capacity Pick Up DCPU = Double Cab Pick Up
SW = Station Wagon UW = Utility Wagon DCHCPU = Double Cab High Capacity Pick Up
*Optional Cubby Box shown.
**60:40 split folding middle bench seat (Station Wagon and Utility Wagon only).

Please note: Forward-facing seats can carry seven adults in comfort. A third row of seats is an optional extra.

STEP 1 CHOOSE YOUR BODY STYLE – STANDARD FEATURES

	SOFT TOP	HARD TOP	PICK UP	STATION WAGON	CHASSIS CAB	HIGH CAPACITY PICK UP	UTILITY WAGON	DOUBLE CAB PICK UP	DOUBLE CAB CHASSIS	DOUBLE CAB HIGH CAPACITY PICK UP
ENGINE TRANSMISSION, SUSPENSION AND DRIVING DYNAMICS										
Six-speed transmission with dual range transfer box	■	■	■	■	■	■	■	■	■	■
Permanent four wheel drive	■	■	■	■	■	■	■	■	■	■
Front axle two-pin differential	■	■	■	■	■	■	■	■	■	■
Power Assisted Steering	■	■	■	■	■	■	■	■	■	■
Standard duty suspension	■	■	■	■	■	■	■	■	■	■
Underseat bottle jack	■	■	■	■	■	■	■	■	■	■
Diesel Particulate Filter (DPF)	■	■	■	■	■	■	■	■	■	■
Heavy duty suspension (1)	■	■	■	■	■	■	■	■	■	■
Anti-lock Braking System (ABS) with Electric Traction Control (ETC) and Dynamic Stability Control	■	■	■	■	■	■	■	■	■	■
EXTERIOR FEATURES AND FINISHERS										
Roof and Exterior Styling										
Body coloured wheel arches (2) (9)		■		■			■	■		
Lower tailgate	■		■					■		■
Front mudflaps (2) (9)		■		■			■	■		
Rear mudflaps	■	■	■	■	■	■	■	■	■	■
Rear folding step				■						
Cargo cover/hood – Beige (no side windows)	■									
Brunel grille (2) (9)		■		■			■	■		
Brunel headlamp surround (2) (9)		■		■			■	■		
Glass and Exterior Mirrors										
Heated rear windscreen		■		■			■			
Tinted front and side glass	■	■	■	■	■	■	■	■	■	■
Windscreen wash/wipe system with variable intermittent function	■	■	■	■	■	■	■	■	■	■
Manually adjustable exterior mirrors	■	■	■	■	■	■	■	■	■	■
Station Wagon roof (3)		■		■			■			
Plain metal side panel (no side window)		■					■			
Sliding side window				■						
Rear quarter windows (4) (8)		■		■						
Rear wash wipe (2)		■		■			■			
Headlamps and Lighting										
Halogen headlamps	■	■	■	■	■	■	■	■	■	■
Paint										
Solid paint	■	■	■	■	■	■	■	■	■	■
Wheels and Wheel Options										
16 inch standard steel wheel with Michelin 'Latitude Cross' tyres	■	■	■	■	■	■	■	■		
16 inch heavy duty steel wheel with Continental 'Conticross' tyres (5)					■				■	■
Full size spare wheel	■	■	■	■	■	■	■	■	■	■

	SOFT TOP	HARD TOP	PICK UP	STATION WAGON	CHASSIS CAB	HIGH CAPACITY PICK UP	UTILITY WAGON	DOUBLE CAB PICK UP	DOUBLE CAB CHASSIS	DOUBLE CAB HIGH CAPACITY PICK UP
SEATING, INTERIOR FEATURES AND FINISHERS										
Seating										
Twill Vinyl seats (7)	■	■	■	■	■	■	■	■	■	■
Part leather seats (2) (9)		■		■			■	■		
Two front seats only	■	■	■		■	■				
Two individual second row rear seats (6)				■						
Interior Finishers										
Rubber floor trim (7)	■	■	■	■	■	■	■	■	■	■
Carpet floor trim (2)		■		■			■	■		
Steering Wheel										
Leather steering wheel (2)		■		■			■	■		
SAFETY AND SECURITY										
Perimetric alarm with engine immobilisation	■	■	■	■	■	■	■	■	■	■
CONVENIENCE AND LOADSPACE FEATURES										
Front centre console storage tray	■	■	■	■	■	■	■	■	■	■
Front centre console storage compartment (2) (9)		■		■			■	■		
Two front cup holders	■	■	■	■	■	■	■	■	■	■
Manual dipping interior mirror	■	■	■	■	■	■	■	■	■	■
Driver and passenger sunvisor	■	■	■	■	■	■	■	■	■	■
Passenger map pocket (8)		■		■			■	■	■	■
Driver and passenger map pocket (8) (10)		■		■			■	■	■	■
Rear loadspace net (2)		■		■			■	■		
INFORMATION, COMMUNICATION AND ENTERTAINMENT										
Radio preparation (7)	■	■	■	■	■	■	■	■	■	■
Audio system with single slot CD, radio, MP3/AUX and Bluetooth® (2) (9)		■		■			■	■		
EXTERIOR FEATURES AND FINISHERS										
Convenience Pack – consists of electric front windows and remote central locking (2)		■		■			■	■		

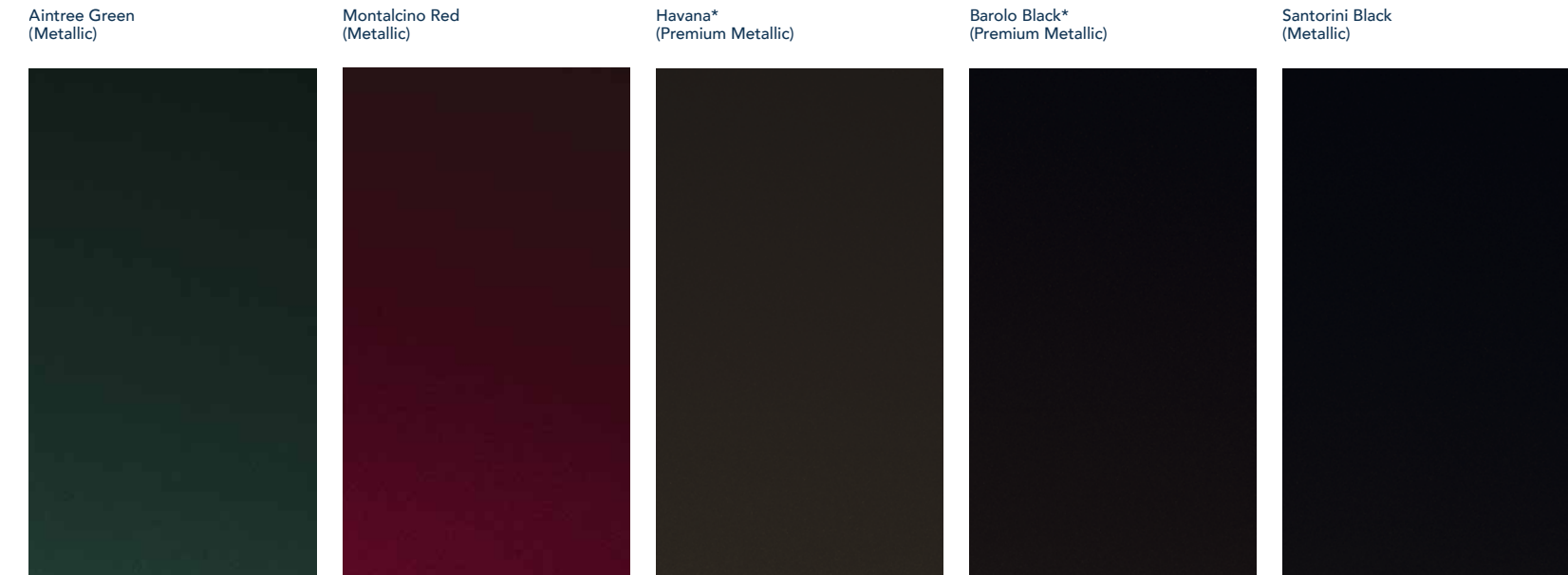
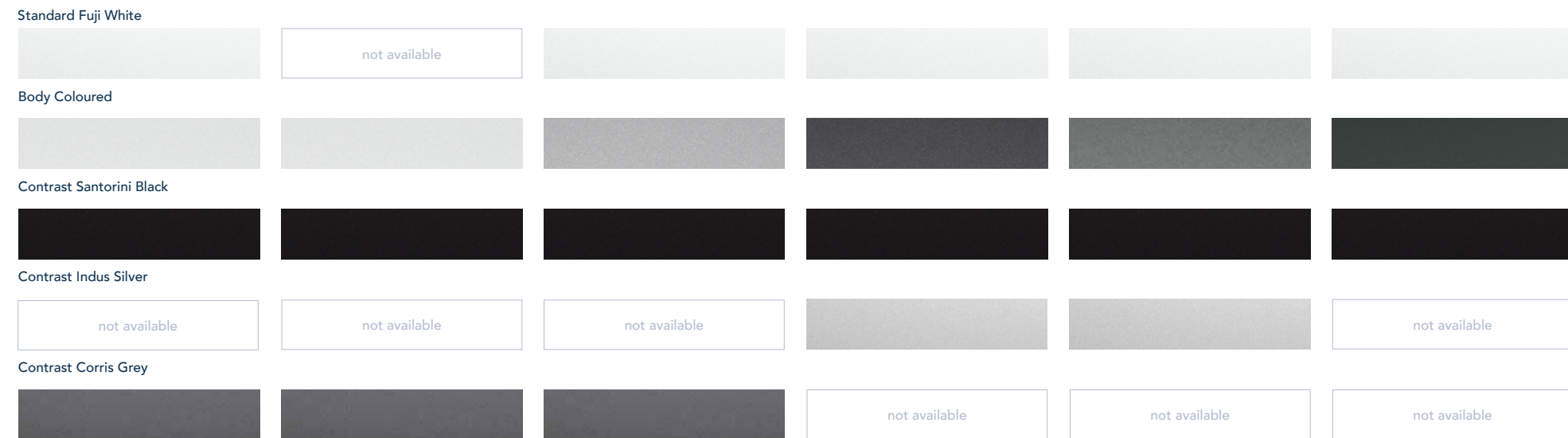
(1) Not available on 110 models
 (2) Standard only on SE models
 (3) Standard on SE models for Hard Top and Utility Wagons only
 (4) Standard on SE Hard Top only
 (5) Not available on 110 Chassis Cab
 (6) Standard on 90 Station Wagon only
 (7) Not available on SE models
 (8) Not available on 110 Hard Top
 (9) Not standard on 110 Hard Top
 (10) Standard with part leather and leather seats only.

STEP 2 CHOOSE YOUR COLOUR

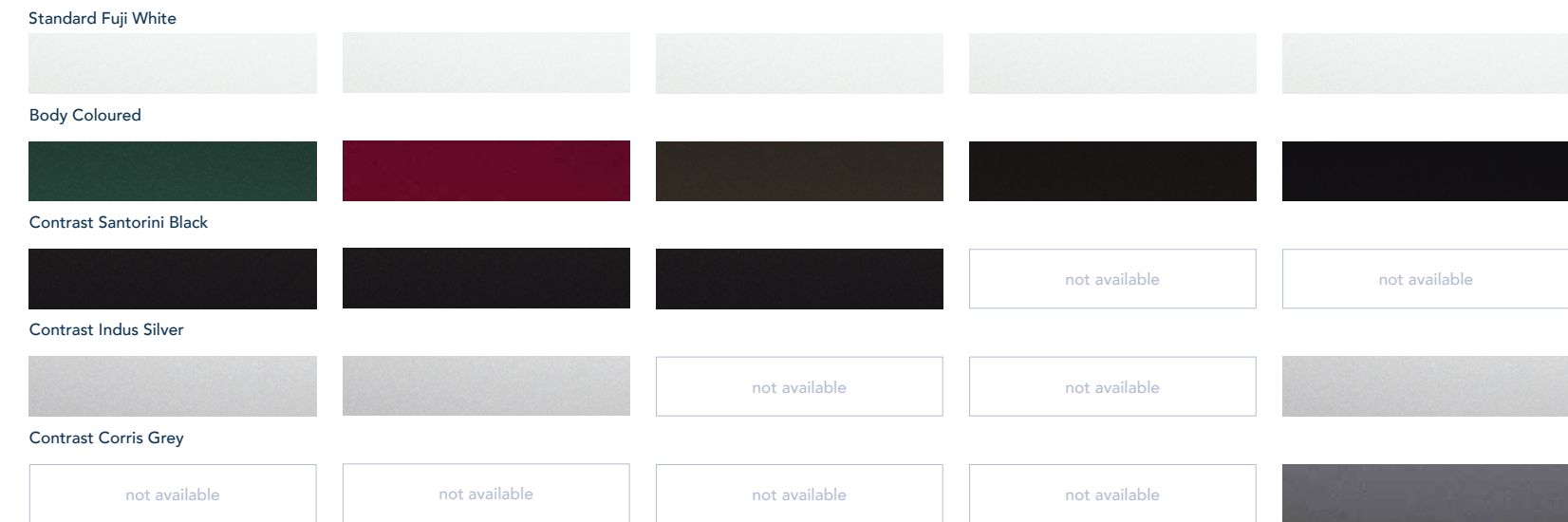
Body Colour



Optional Roof Colour**



Optional Roof Colour**





STEP 2 CHOOSE YOUR COLOUR – EXTERIOR ACCENTS

Personalising the exterior

To distinctively style your vehicle, two bold side runners are available to create a dramatic impact to the Defender's exterior.

The new Silver Painted Side Runner enhances the vehicle's purposeful design, providing a perfect addition to customers opting to take the Silver Design Pack. Also available, the Black Side Runner brings a traditional element of elegance to the action-packed adventurer.



SILVER PAINTED SIDE RUNNER



BLACK PAINTED SIDE RUNNER



Personalising the exterior

Showcasing distinctive style to match the Defender's bold character, the Black Design Pack creates a dramatic impact on the overall image of the vehicle.

The Black Design Pack includes the following: Santorini Black roof, grille, grille and headlamp surrounds, wheel arches, bonnet script, interior facia, Ebony headliner* and either Gloss Black Sawtooth alloys or Gloss Black Heavy Duty wheels. To complete the look, the pack also includes privacy glass as a distinctive new feature.*



Santorini Black grille, grille and headlamp surrounds



Gloss Black Sawtooth alloy wheel



Santorini Black facia

Image shown with optional Black Painted Side Runner.

*Privacy glass and headliner not available on 110 Double Cab Pick Up models.

Visit landrover.com for more information.



Personalising the exterior

Unique to Defender, the new Silver Design Pack is a shining example of its cosmetic versatility.

The Silver Design Pack includes the following: Indus Silver contrast roof, grille, grille and headlamp surrounds, interior facia and Dual finish alloy wheels. Also featured is a Bright Light Pack, consisting of white tail and indicator lights.



Indus Silver grille, grille and headlamp surrounds



Dual finish alloy wheel



Indus Silver facia

Image shown with optional Silver Painted Side Runner.

Visit landrover.com for more information.

STEP 3 CHOOSE YOUR WHEELS



STANDARD STEEL WHEEL 5.5F X 16



HEAVY DUTY STEEL WHEEL 6.5J X 16



BOOST ALLOY WHEEL 7J X 16



DUAL FINISH ALLOY WHEEL 7J X 16



GLOSS BLACK SAWTOOTH ALLOY WHEEL 7J X 16

	90	110	130
WHEELS			
Standard steel wheel	■	■	-
Heavy Duty steel wheel	□	□	■
Boost alloy wheel	□	□	-
Dual finish alloy wheel	□	□	-
Gloss Black Sawtooth alloy wheel*	□	□	-

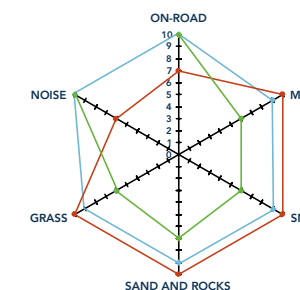
■ Standard □ Optional - Not Available.

For further details on tyre efficiency as required by the EU legislation please speak to your local Land Rover Dealer. When choosing vehicles fitted with specific wheel and tyre combinations or optional wheels and tyres, your intended use of the vehicle should be considered. Alloy wheels may be more vulnerable to damage in some off-road conditions. Please discuss your requirements with your Land Rover Dealer when selecting your vehicle and specification.

*Only available with MT/R tyre.

CHOOSE THE RIGHT TYRE

As experts in off-road capability, Land Rover offer a wide range of tyres with differing performance characteristics allowing you to choose the tyre that best suits your requirements.




Distance from centre indicates level of performance
1 = Good 10 = Superior

TYRE	WHEEL	TYRE SIZE	90	110	130
MICHELIN LATITUDE CROSS	Std Steel	7.50R16	■	■	-
GOODYEAR WRANGLER MT/R	HD Steel	235/85R16	□	□	□
CONTINENTAL CONTICROSS CONTACT AT	HD Steel	235/85R16	-	-	■
CONTINENTAL CONTICROSS CONTACT AT	Alloy	235/85R16	□	□	-
GOODYEAR WRANGLER MT/R	Alloy	235/85R16	□	□	-

■ Standard □ Optional - Not Available HD Heavy Duty

Visit landrover.com for more information.



Right for the job and for making the right impression. A selection of stylish, durable trim combinations from the utility to the premium are available for practicality, comfort and even a touch of luxury.

STEP 4 CHOOSE YOUR INTERIOR – SEAT MATERIALS



VINYL



CLOTH



PART LEATHER



EBONY/EBONY LEATHER
PREMIUM SEAT



EBONY/PIMENTO CONTRAST
LEATHER PREMIUM SEAT



EBONY/TAN CONTRAST
LEATHER PREMIUM SEAT



EBONY/LUNAR CONTRAST
LEATHER PREMIUM SEAT

STEP 5 CHOOSE YOUR OPTIONS

Exterior Features and Finishes

	OPTION CODE	SOFT TOP	HARD TOP	PICK UP	STATION WAGON	CHASSIS CAB	HIGH CAPACITY PICK UP	UTILITY WAGON	DOUBLE CAB PICK UP	DOUBLE CAB CHASSIS	DOUBLE CAB HIGH CAPACITY PICK UP
EXTERIOR STYLING											
Body coloured roof (1)	080AC	–	□	□	□	□	□	□	□	□	□
Contrast roof – Santorini Black (1)	080AN	–	□	□	□	□	□	□	□	□	□
Contrast roof – Indus Silver (1)	080AD	–	□	□	□	□	□	□	□	□	□
Contrast roof – Corris Grey (1)	080EE	–	□	□	□	□	□	□	□	□	□
Body coloured wheel arches (2)	080BB	□	□	□	□	□	□	□	□	□	□
Two fixed side steps (3) (4)	048AX	□	□	□	□	□	□	–	–	–	–
Four fixed side steps (3)	048AY	–	–	–	□	–	–	□	□	□	□
Folding rear step (13)	048AB	□	□	□	■	–	□	□	□	–	□
Front mudflaps (2)	023AU	□	□	□	□	□	□	□	□	□	□
Cargo cover/hood – Beige (no side windows)	041DA	■	–	□	–	–	□	–	□	–	□
Cargo cover/hood – Beige (including side windows) (5)	041DB	□	–	–	–	–	–	–	□	–	–
Cargo cover/hood – Black (no side windows) (6)	041DC	–	–	□	–	–	–	–	□	–	□
Brunel grille (2) (7)	064DM	–	□	–	□	–	–	□	–	–	–
Brunel headlamp surrounds (2) (7)	064DH	–	□	–	□	–	–	□	–	–	–
GLASS AND EXTERIOR MIRRORS											
Station Wagon roof (1) (8)	041AL	–	□	–	■	–	–	■	–	–	–
Sunroof (1)	019AB	–	□	–	□	–	–	□	–	–	–
Rear wash (2)	040AP	–	□	–	□	–	–	□	–	–	–
Fixed side windows	041AC	–	□	–	–	–	–	–	–	–	–
Sliding side windows	041AD	–	□	–	■	–	–	–	–	–	–
Rear quarter windows (1) (8)	047AS	–	□	–	■	–	–	–	–	–	–
Privacy glass (9)	047AB	–	□	–	□	–	–	□	–	–	–
PAINT											
Metallic paint	024AZ	□	□	□	□	□	□	□	□	□	□
Premium metallic paint (14)	024BR	□	□	□	□	□	□	□	□	□	□
PROTECTION											
Black painted side protection runners (1) (2) (5) (6) (10)	048AP	□	■	□	■	–	–	■	■	–	–
Silver painted side protection runners (1) (5) (6) (10)	048BK	□	□	□	□	–	–	□	□	–	–
Under-ride protection bar	042AA	□	□	□	□	□	□	□	□	□	□
TOWING											
Tow ball with drop plate and electrics	028AK	□	□	□	□	□	□	□	□	□	□

Exterior Features and Finishes

	OPTION CODE	SOFT TOP	HARD TOP	PICK UP	STATION WAGON	CHASSIS CAB	HIGH CAPACITY PICK UP	UTILITY WAGON	DOUBLE CAB PICK UP	DOUBLE CAB CHASSIS	DOUBLE CAB HIGH CAPACITY PICK UP
WHEELS AND WHEEL OPTIONS											
Locking wheel nuts (11)	055AC	□	□	□	□	□	□	□	□	–	–
Boost alloy wheel with Continental 'ContiCrossContact AT' tyre (11)	029PQ	□	□	□	□	□	□	□	□	–	–
Boost alloy wheel with Goodyear 'MT/R' tyre (11)	029PT	□	□	□	□	□	□	□	□	–	–
Dual finish alloy wheel with Continental 'ContiCrossContact AT' tyre (11)	029PR	□	□	□	□	□	–	□	□	–	–
Dual finish alloy wheel with Goodyear 'MT/R' tyre (11)	029PU	□	□	□	□	□	–	□	□	–	–
Gloss Black Sawtooth alloy wheel with Goodyear 'MT/R' tyre (11)	029RS	□	□	□	□	□	□	□	□	–	–
Heavy Duty steel wheel with Goodyear 'MT/R' tyre	029PS	□	□	□	□	□	–	□	□	□	□
Heavy Duty steel wheel with Continental 'ContiCrossContact AT' tyre (5) (12)	029PX	□	□	□	□	■	□	□	□	■	■

Seating, Interior Features and Finishers

	OPTION CODE	SOFT TOP	HARD TOP	PICK UP	STATION WAGON	CHASSIS CAB	HIGH CAPACITY PICK UP	UTILITY WAGON	DOUBLE CAB PICK UP	DOUBLE CAB CHASSIS	DOUBLE CAB HIGH CAPACITY PICK UP
SEATING											
Cloth seats (3)	033AZ	□	□	□	□	□	□	□	□	□	□
Part leather seats (2) (10)	033CA	□	■	□	■	□	□	■	■	□	□
Leather premium seats (1)	033MC	–	□	–	□	–	–	□	□	–	–
Remove Bulkhead (1)	059AA	–	□	–	–	–	–	–	–	–	–
Seven seats (13)	033BI	–	–	–	□	–	–	–	–	–	–
STEERING WHEEL											
Leather steering wheel (1)	032BV	□	■	□	■	□	□	■	■	□	□
INTERIOR FINISHERS											
Carpet floor trim (1)	079AE	□	■	□	■	□	□	■	■	□	□
Ebony headliner (1) (9)	032BU	–	□	–	□	–	–	□	–	–	–
INTERIOR FEATURES											
Air-conditioning	022AM	□	□	□	□	□	□	□	□	□	□
Front centre console storage compartment (1) (10)	045AA	□	■	□	■	□	□	■	■	□	□

(1) Not available on 110 Hard Top (2) Standard on SE models (3) Not available on SE models (4) Not available on 110 Station Wagon (5) Not available on 110 Soft Top (6) Not available on 110 Pick Up (7) Optional as part of SE Pack with Bluetooth (8) Standard on 90 Hard Top SE (9) Not available on Base models (10) Optional on Base models (11) Not available on 130 Chassis Cab (12) Optional on 110 Chassis Cab (13) Not available on 90 Station Wagon (14) The availability of exterior paint colours varies by model and by time of year. Please contact your local Dealer for further details.

■ Standard □ Optional Δ No Cost Option – Not Available.

STEP 5 CHOOSE YOUR OPTIONS

Safety and Security

	OPTION CODE	SOFT TOP	HARD TOP	PICK UP	STATION WAGON	CHASSIS CAB	HIGH CAPACITY PICK UP	UTILITY WAGON	DOUBLE CAB PICK UP	DOUBLE CAB CHASSIS	DOUBLE CAB HIGH CAPACITY PICK UP
Perimetric alarm with engine immobilisation and battery back up sounder	076FE	<input type="checkbox"/>	<input type="checkbox"/>	<input type="checkbox"/>	<input type="checkbox"/>	<input type="checkbox"/>	<input type="checkbox"/>	<input type="checkbox"/>	<input type="checkbox"/>	<input type="checkbox"/>	<input type="checkbox"/>
Volumetric alarm (includes all standard perimetric features)	076FF	–	<input type="checkbox"/>	<input type="checkbox"/>	<input type="checkbox"/>	<input type="checkbox"/>	<input type="checkbox"/>	<input type="checkbox"/>	<input type="checkbox"/>	<input type="checkbox"/>	<input type="checkbox"/>
Volumetric alarm (includes battery back up sounder and all standard perimetric features)	076FG	–	<input type="checkbox"/>	<input type="checkbox"/>	<input type="checkbox"/>	<input type="checkbox"/>	<input type="checkbox"/>	<input type="checkbox"/>	<input type="checkbox"/>	<input type="checkbox"/>	<input type="checkbox"/>
Speed limiter – 90 kph	091AB	<input type="checkbox"/>	<input type="checkbox"/>	<input type="checkbox"/>	<input type="checkbox"/>	<input type="checkbox"/>	<input type="checkbox"/>	<input type="checkbox"/>	<input type="checkbox"/>	<input type="checkbox"/>	<input type="checkbox"/>
Speed limiter – 113 kph	091AC	<input type="checkbox"/>	<input type="checkbox"/>	<input type="checkbox"/>	<input type="checkbox"/>	<input type="checkbox"/>	<input type="checkbox"/>	<input type="checkbox"/>	<input type="checkbox"/>	<input type="checkbox"/>	<input type="checkbox"/>
Speed limiter – 120 kph	091AD	<input type="checkbox"/>	<input type="checkbox"/>	<input type="checkbox"/>	<input type="checkbox"/>	<input type="checkbox"/>	<input type="checkbox"/>	<input type="checkbox"/>	<input type="checkbox"/>	<input type="checkbox"/>	<input type="checkbox"/>

Information, Communication and Entertainment

	OPTION CODE	SOFT TOP	HARD TOP	PICK UP	STATION WAGON	CHASSIS CAB	HIGH CAPACITY PICK UP	UTILITY WAGON	DOUBLE CAB PICK UP	DOUBLE CAB CHASSIS	DOUBLE CAB HIGH CAPACITY PICK UP
Audio system with single slot CD, radio and MP3/AUX (1)	016AE	<input type="checkbox"/>	<input type="checkbox"/>	<input type="checkbox"/>	<input type="checkbox"/>	<input type="checkbox"/>	<input type="checkbox"/>	<input type="checkbox"/>	<input type="checkbox"/>	<input type="checkbox"/>	<input type="checkbox"/>
Audio system with single slot CD, radio, MP3/AUX and Bluetooth® (2) (6)	016AF	–	■	<input type="checkbox"/>	■	<input type="checkbox"/>	<input type="checkbox"/>	■	■	–	–
Audio system with single slot CD, radio, MP3/AUX and Bluetooth® with Audio System upgrade (subwoofer mounted on front centre console storage compartment and dashboard mounted tweeter)	016AG	–	–	–	<input type="checkbox"/>	–	–	<input type="checkbox"/>	–	–	–

Option Packs

	OPTION CODE	SOFT TOP	HARD TOP	PICK UP	STATION WAGON	CHASSIS CAB	HIGH CAPACITY PICK UP	UTILITY WAGON	DOUBLE CAB PICK UP	DOUBLE CAB CHASSIS	DOUBLE CAB HIGH CAPACITY PICK UP
Cold Climate Pack – consists of heated front seats and heated windscreen (3)	072AC	<input type="checkbox"/>	<input type="checkbox"/>	<input type="checkbox"/>	<input type="checkbox"/>	<input type="checkbox"/>	<input type="checkbox"/>	<input type="checkbox"/>	<input type="checkbox"/>	<input type="checkbox"/>	<input type="checkbox"/>
Convenience Pack – consists of electric front windows and remote central locking (4)	074GQ	<input type="checkbox"/>	<input type="checkbox"/>	<input type="checkbox"/>	<input type="checkbox"/>	<input type="checkbox"/>	<input type="checkbox"/>	<input type="checkbox"/>	<input type="checkbox"/>	<input type="checkbox"/>	<input type="checkbox"/>
Comfort Pack – consists of Convenience Pack, air-conditioning, audio system with single slot CD, radio and MP3/AUX (1)	074HM	<input type="checkbox"/>	<input type="checkbox"/>	<input type="checkbox"/>	<input type="checkbox"/>	<input type="checkbox"/>	<input type="checkbox"/>	<input type="checkbox"/>	<input type="checkbox"/>	<input type="checkbox"/>	<input type="checkbox"/>
Leather Pack – consists of part leather seats and leather steering wheel (1)	074LV	<input type="checkbox"/>	<input type="checkbox"/>	<input type="checkbox"/>	<input type="checkbox"/>	<input type="checkbox"/>	<input type="checkbox"/>	<input type="checkbox"/>	<input type="checkbox"/>	<input type="checkbox"/>	<input type="checkbox"/>
Leather Premium Seat Pack (5)	074NZ	–	<input type="checkbox"/>	–	<input type="checkbox"/>	–	–	<input type="checkbox"/>	<input type="checkbox"/>	–	–
Contrast Leather Premium Seat Pack (5)	074OA	–	<input type="checkbox"/>	–	<input type="checkbox"/>	–	–	<input type="checkbox"/>	<input type="checkbox"/>	–	–
Roof Appointment Pack 1 – consists of rear quarter windows, Station Wagon roof and sliding side windows (1) (6)	060AC	–	<input type="checkbox"/>	–	–	–	–	–	–	–	–
Roof Appointment Pack 2 – consists of rear quarter windows, Station Wagon roof and plain metal side panel (no side window) (1) (6)	060AA	–	<input type="checkbox"/>	–	–	–	–	–	–	–	–
S Pack – consists of Convenience Pack, audio system with single slot CD, radio and MP3/AUX, carpet floor trim, rear quarter windows, rear wash wipers, front mudflaps, Station Wagon roof and cloth seat (1)	021AA	<input type="checkbox"/>	<input type="checkbox"/>	<input type="checkbox"/>	<input type="checkbox"/>	<input type="checkbox"/>	<input type="checkbox"/>	<input type="checkbox"/>	<input type="checkbox"/>	<input type="checkbox"/>	<input type="checkbox"/>
S Pack with Bluetooth® – consists of S Pack and Bluetooth® (1)	021AK	–	<input type="checkbox"/>	<input type="checkbox"/>	<input type="checkbox"/>	<input type="checkbox"/>	<input type="checkbox"/>	<input type="checkbox"/>	<input type="checkbox"/>	<input type="checkbox"/>	<input type="checkbox"/>
SE Pack with Bluetooth® – consists of Convenience Pack, audio system with single slot CD, radio, MP3/AUX and Bluetooth®, carpet floor trim, front centre console storage compartment, part leather seats, leather steering wheel, rear door stowage net, Station Wagon roof, rear quarter windows, rear wash wiper, Brunel grille, Brunel headlamp surrounds, front mudflaps, side protection runners and body coloured wheel arches (1) (7)	021AL	–	<input type="checkbox"/>	<input type="checkbox"/>	<input type="checkbox"/>	<input type="checkbox"/>	<input type="checkbox"/>	<input type="checkbox"/>	<input type="checkbox"/>	–	–
Black Pack with Alloy Wheel (5)	032ES	–	<input type="checkbox"/>	–	<input type="checkbox"/>	–	–	<input type="checkbox"/>	<input type="checkbox"/>	–	–
Black Pack with Steel Wheel (5)	032ER	–	<input type="checkbox"/>	–	<input type="checkbox"/>	–	–	<input type="checkbox"/>	<input type="checkbox"/>	–	–
Silver Pack (5)	032EQ	–	<input type="checkbox"/>	–	<input type="checkbox"/>	–	–	<input type="checkbox"/>	<input type="checkbox"/>	–	–

(1) Not available on SE models (2) Optional on Base models (3) Optional in Packs on Base models (4) Standard on SE models (5) Only available on SE models (6) Not available on 110 Hard Top (7) Not available on 130 Chassis Cab.

■ Standard □ Optional Δ No Cost Option – Not Available.

The Bluetooth® word mark and logo are owned by the Bluetooth SIG, Inc. and any use of such marks by Land Rover is under licence.



MAXIMUM GRADIENT

	90	110	130
Maximum gradient	45°	45°	45°



GROUND CLEARANCE MM (inches)

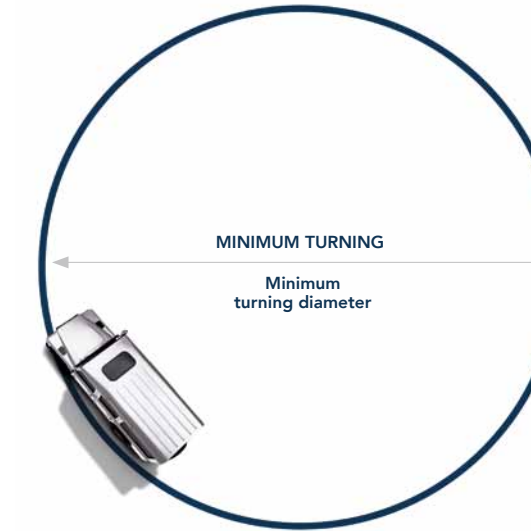
	90	110	130
Tyre size	235/85R16	235/85R16	7.50R16
Axle ground clearance	250 (9.8)	250 (9.8)	250 (9.8)
Minimum underbody ground clearance, unladen	323 (12.72)	314 (12.36)	314 (12.36)



Departure angle Ramp angle Approach angle

GRADIENTS AT KERB WEIGHT

	90	110	130
Departure angle	47.1°	35.6°	35.2°
Ramp break	147°	149.7°	152.5°
Approach angle	47°	48.7°	49°



WADING DEPTH MM (inches)

	90	110	130
Maximum wading depth	500 (20)	500 (20)	500 (20)

TURNING CIRCLE Kerb-to-Kerb metres (feet)

	90		110		130
Tyre size	7.50R16	235/85R16	7.50R16	235/85R16	7.50R16
Minimum turning diameter	12.3 (40.4)	13.4 (43.8)	12.8 (42.0)	14.4 (47.3)	15.08 (49.4)

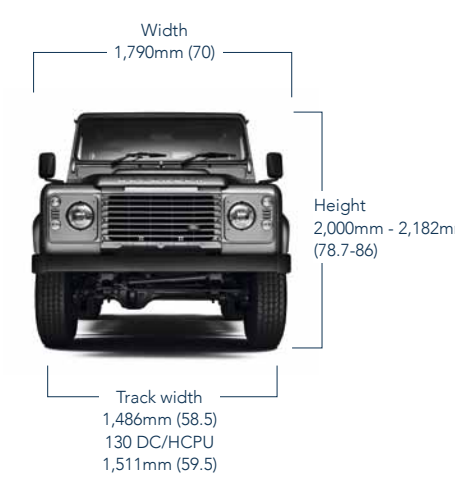
BRAKES

Servo assisted front and rear disc brakes on all models.


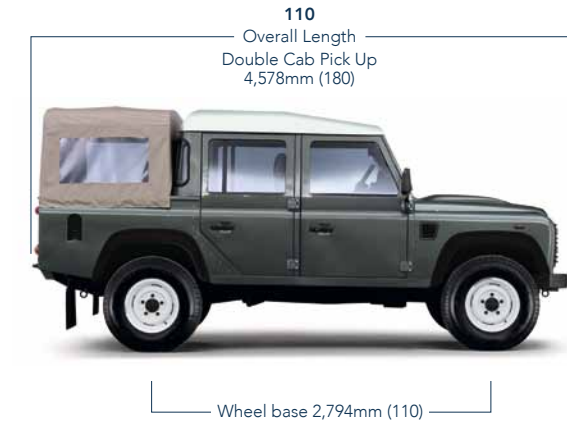
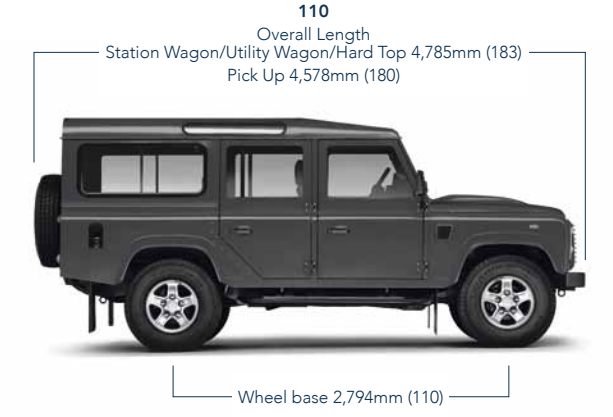
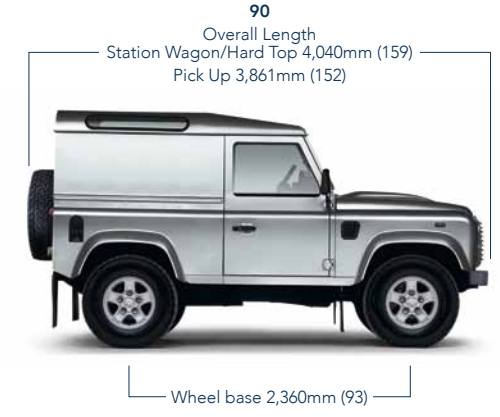
STEERING

All models have power assisted steering. Worm and roller.

DIMENSIONS AND CAPABILITIES



Vehicle height depends on tyre and suspension options.



	90			110				130	
	Pick Up	Hard Top	Station Wagon	Pick Up	High Capacity Pick Up	Hard Top	Station Wagon	Double Cab	Double Cab HCPU
Track front/rear	1,486 (58.5) ¹	1,486 (58.5) ¹	1,486 (58.5) ¹	1,486 (58.5) ¹	1,486 (58.5) ¹	1,486 (58.5) ¹	1,486 (58.5) ¹	1,486 (58.5) ¹	1,511 (59.5)
Cargo bed length	983* (38.7)	1,144 (45.0)	1,144 (45.0)	1,740* (68.5)	1,986 (78.2)	1,900 (74.8)	1,900 (74.8)	1,020 (40.8)	1,680* (66.1)
Tailgate aperture width	878 (34.5)	878 (34.5)	878 (34.5)	878 (34.5)	1,362 (53.6)	878 (34.5)	878 (34.5)	878 (34.5)	1,362 (53.6)
Largest box length	830 (32.6)	1,030 (40.6)	1,005 (40)	1,570 (61.8)	1,980 (78)	1,750 (68.9)	1,100/1,470 (43.5/57.9)**	690 (27.2)	1,640 (64.6)
Largest box width	800 (31.5)	755 (29.7)	660 (26)	800 (31.5)	1,060 (41.7)	755 (29.7)	660 (26)	800 (31.5)	1,060 (41.7)
Largest box height	1,160 (45.7)	1,050 (41.3)	1,050 (41.3)	1,160 (45.7)	1,160 (45.7)	1,050 (41.3)	1,050 (41.3)	1,160 (45.7)	1,160 (45.7)

Dimensions mm (inches) *Add 161mm if spare wheel removed **2nd row seats up/2nd row seats folded ¹Due to greater wheel offset 1,511 (59.5) when HD Steel wheel and Gloss Black Sawtooth alloy wheel is fitted.

TECHNICAL SPECIFICATION, PERFORMANCE AND KEY DATA

Vehicle Loading

Incorrect vehicle and trailer loading can give poor vehicle handling and braking performance and a generally unstable and inefficient vehicle.

Payload and Weight Distribution

A correct weight distribution is achieved by considering several simple points:

- Payload is calculated by GVW – EEC kerb weight and must not be exceeded
- This payload should be distributed as evenly as possible along the vehicle's loadbed length
- The height of the payload should be kept to a minimum to keep the centre of gravity as low as possible
- Additional effects of a trailer should be taken into consideration (see towing section below).

Please refer to the weights table opposite and the dimensions section to assess the most appropriate vehicle configuration for the loads you are likely to carry.

Towing

Choosing the correct equipment:

Land Rover offers a range of towing equipment to suit different applications, both as optional original equipment and accessories. Multi-height tow bars enable the tow ball to be fitted in three different positions to suit different trailer towing requirements.

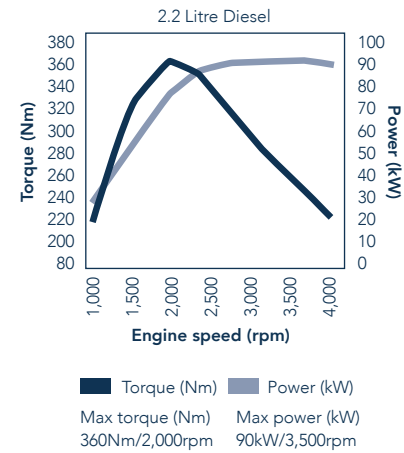
Adjustable tow bars enable the tow ball to be readily adjusted to different heights and are suitable for users who are likely to tow a variety of different trailers, or where the rear height of the vehicle may vary significantly with different payloads.

Roof Racks

Any load on the roof of the vehicle will affect vehicle handling and significant or tall loads should be avoided. Land Rover recommends a maximum of 150kg including the roof rack. Land Rover Accessories and Land Rover Professional Vehicles offer a range of roof rack systems to ensure roof loads are carried as safely as possible. Please refer to the accessories section of this brochure or your Land Rover Dealer for more information.

Engine and Transmission

2.2 LITRE DIESEL



ENGINE DATA

Location	Longitudinal
Capacity (cc)	2,198
No. of cylinders	4
Valves per cylinder	4
Cylinder layout	North-South
Bore (mm)	86
Stroke (mm)	94.6
Compression ratio (:1)	15.64
Cylinder head material	Aluminium
Cylinder block material	Cast Iron
Maximum power kW (PS) @ rpm	90 (122) @ 3,500
Maximum torque Nm @ rpm	360 @ 2,000

FUEL TANK CAPACITY	90	90 SW	110	130
Litres	60	60	75	75

FUEL ECONOMY	90	90 SW	110	130
Urban (L/100km)	11.5	11.7	13.6	13.6
Extra Urban (L/100km)	9.1	9.4	9.7	9.7
Combined (L/100km)	10.0	10.2	11.1	11.1
Drive by noise ²	75dB (A)	75dB (A)	75dB (A)	75dB (A)
CO ₂ emissions (g/km)	266	269	295	295
Certifiable emissions	EU5	EU5	EU5	EU5
Maximum speed kph (mph)	145 (90)	145 (90)	145 (90)	145 (90)
Acceleration 0-100kph in seconds	15.8	15.8	15.8	17
Acceleration 0-60mph in seconds	14.7	14.7	14.7	15.7

The figures provided are as a result of official manufacturer's tests in accordance with EU legislation. A vehicle's actual fuel consumption may differ from that achieved in such tests and these figures are for comparative purposes only. Vehicles are not individually tested, and there are inevitably differences between individual vehicles of the same model. Furthermore, the incorporation of particular modifications, the driver's style and road traffic conditions, as well as the extent to which the vehicle has been driven and the standard of maintenance will all affect its fuel consumption.

Load Capabilities

TOWING (KG)

	90	110	130
Braked trailer	3,500	3,500	3,500
Unbraked trailer	750	750	750
Recommended max. trailer nose weight	150	150	150
Effect on rear axle weight	201	204 (HCPU 215)	206

MAXIMUM AXLE (KG)

	90	110	130
Front axle	1,250	1,250	1,580
Rear axle	1,500	1,980	2,200
Gross vehicle weight	2,505	3,050	3,380

ROOF LOAD SYSTEM (KG)

	90/110/130
Roof rack	150
Ladder rack	150
Approved Land Rover Genuine Parts roof rack. Weight shown is maximum load, includes roof rack.	

Suspension

	90	110	130 HEAVY DUTY
Front	Live beam axle, linear rate coil springs, coaxial telescopic Nitrogen-charged hydraulic dampers. Panhard rod and Radius arms. Anti-roll bar.	Live beam axle, dual rate coil springs, coaxial telescopic Nitrogen-charged hydraulic dampers. Panhard rod and Radius arms. Anti-roll bar.	Live beam axle, linear rate coil springs, coaxial telescopic Nitrogen-charged hydraulic dampers. Panhard rod and Radius arms. Anti-roll bar.
Rear	Live beam axle, dual rate coil springs, telescopic Nitrogen-charged hydraulic dampers. 'A' frame and Trailing Links. Anti-roll bar.	Live beam axle, triple rate coil springs, telescopic Nitrogen-charged hydraulic dampers. 'A' frame and Trailing Links. Anti-roll bar.	Live beam axle, triple rate coil springs, coaxial linear rate helper springs, telescopic Nitrogen-charged hydraulic dampers. 'A' frame and Trailing Links. Anti-roll bar.

Weights (kg)

	90				110				130					
STANDARD	Pick Up	Hard Top	Soft Top	Station Wagon	Pick Up	High Capacity Pick Up	Hard Top	Station Wagon 5 seat/ 7 seat	Utility Wagon	Double Cab Pick Up	Chassis Cab	Double Cab HCPU	Chassis Cab	Double Cab Chassis
Gross vehicle	2,505	2,505	2,505	2,505	3,050	3,050	3,050	3,050/3,050	3,050	3,050	3,050	3,380	3,500	3,380
Minimum kerb weight*	1,765	1,786	1,771	1,902	1,921	1,942	1,969	2,064/2,125	2,064	2,046	1,791	2,153	1,862	2,028
Maximum payload**	740	719	734	603	1,129	1,108	1,081	986/925	986	1,004	1,259	1,227	1,638	1,352

*Minimum kerb weight = Unladen weight + full tank and 75kg driver **Maximum payload = GVW – Kerb weight



Vinyl Wheel Cover*
Protect your spare wheel from mud and dirt with this premium quality padded wheel cover. Distinctive Land Rover logo.
STC8485AA – 205 and 600 R16 tyres (not shown)
STC8487AA – 265 R16 tyres (not shown)
STC8488AA – 7.5 R16 tyres (not shown)



Moulded Wheel Cover*
STC7889
Styled spare wheel cover fits most wheel sizes.



Front Mudflaps
RTC9479
Heavy duty moulded mudflaps reduce spray and help protect vehicle paintwork. Mudflaps, front pair for 90 and 110 models only.



Side Protection Runners
VPLDP0197 – bright, to fit 90 models
VPLDP0198 – bright, to fit 110 models
The sturdy steel design of these Side Protection Runners, enhances the appearance of your Defender as well as easing entry and exit. Available in black finish. The moulded rubber footgrips ensure non-slip stability.



Union Flag Bonnet and Side Decals
VPLDB0146LKH – Corris Grey
VPLDB0150PAB – Santorini Black (not shown)
Union Flag Bonnet and Side Decals offer an exterior styling upgrade with a distinctively British twist. Tested to exacting Land Rover standards to ensure resistance to fading or peeling over time. Recommended exterior colour combinations: Corris Grey Decals with Santorini Black, Fuji White or Indus Silver body colours. Santorini Black Decals with Corris Grey body colour.



Union Flag Side Decal – Corris Grey



Raised Air Intake
LR008383

Ideal for dusty conditions, this raised air intake secures to the vehicle's 'A' post and also utilises the existing air intake vent fixings. Suitable for Td5, 2.4 and current 2.2 diesel engines.

Please note: Not compatible with SVX Soft Top model.



Worklight
RTC8921AA

Enables your Defender to provide floodlight style illumination when working in reduced lighting conditions. Fits both 90 and 110 models. Switches, cables and brackets are supplied in the kit.



PIAA Driving Lamp Kit
LR006815

High Performance Bumper Mounted Driving Lamps, with covers, suitable for all vehicles but not compatible with hinged lamp guards, front bumper step plates and Front Lighting Pack and Moulding Kit.



Folding Rear Step
STC7632

Original equipment pattern spring-loaded folding step for all Defender models. Makes access to the loadspace easy.



Folding Side Step*
LR020614

Spring-loaded folding step helps makes access to the interior of your Defender easier. Supplied with fitting kit. For all Defender models.



Side Protection Runners – Twin Tube**

VPLDP0006 – Stainless Steel – Defender 90
VPLDP0067 – Black Finish – Defender 110SW and Double Cab (not shown)
VPLDP0068 – Black Finish – Defender 90SW (not shown)



Rear LED Lamps
LR010368, LR009711, LR008982, LR008913, LR009792, LR008975, LR009773

Clear lens design. Three lamps per side required. Not compatible with rear Hinged Lamp Guards. Please see your Land Rover Dealer for further details.



Wing Top Protectors

Manufactured in an aluminium chequer plate design, these enable access to roof racks and a potential viewing height advantage.

LR005230 – Silver (2007 Model Year vehicles onwards)
LR005242 – Black (not shown) – (2007 Model Year vehicles onwards).



Chequer Plate Protection Kit

Features sill edge and rear corner protectors and two front bumper step plates.
STC50245 – Defender 90SW, Silver. STC50381 – Defender 110SW – except HCPU – Silver (not shown). EBN500051 – Defender 110SW – except HCPU – Black (not shown). EBN500050 – Defender 90SW – Black (not shown)

Please note: Front bumper step plates are not compatible with PIAA Driving Lamp Kit (LR006815).



Rear Step Bumper

Makes access to the loadspace easy as well as helping to provide added protection from minor knocks, and also incorporates a dual height tow bracket.

STC50269AA – Defender 90
STC50301 – Defender 110 (not shown)



Ribbed Aluminium Undershield
LR008247

Helps to provide under-engine protection when driving off-road.



A-Frame Protection Bar – Non winch version
VPLPP0060[†]

A-Frame Protection Bar – Winch version (not shown)
VPLPP0061[†]

Manufactured from durable polymer, suitable for models with or without air conditioning.

*Not available in all European markets. Please see your Land Rover Dealer for further details.
**Maximum permissible load capacity minus the weight of the roof mounted accessory.
[†]Compliant to EEC Directive 2005/66.



Side Protection Runners
 LR008379 – Black Finish – Defender 90
 LR008375 – Black Finish – Defender 110 (not shown)
 The sturdy steel design enhances the appearance of your Defender as well as helping to ease entry and exit. The moulded rubber footgrips help to ensure non-slip stability.



Two Part Rear Access Ladder
 AGP710010
 For use with Expedition Roof Racks VPLDR0063 and VPLDR0064.
Rear Access Ladder
 STC50417
 With integrated lamp guard. Not compatible with Rear LED Lamps.



Moulding Kit – Bright Silver Finish
 LR008361
 Includes four bar grille and headlamp moulding surrounds to make your Defender stand out. **Please note:** Not recommended for use with 9.5ti Electric Winch (VPLDP0113).
Upgraded Performance Headlamp Bulbs – Pair
 VPLDV0061
 Enhanced light output. 2007 Model Year vehicles onwards.



Winch Accessory Kit
 STC53202
 Includes strap, snatch block, two shackles, heavy duty gloves and a storage bag.



16 inch five-spoke alloy wheel – Dual finish*
 VPLDW0001YCM – Rim only
 Features distinctive embossed Defender branding. Recommended tyre: Continental Conticross Contact AT 235/85R16. Defender 90 and 110 only with standard suspension. Compatible with 2009 Model Year vehicles onwards. The Boost and Gloss Black Sawtooth alloy wheels shown on page 44 may also be available as accessory fitments. Please see your Land Rover Dealer for further details.



16 inch Wheel – Heavy Duty Gloss Black
 VPLDW0095PVT
 Dealer fit wheel upgrade enables vehicles equipped with Heavy Duty Suspension to be specified with a Gloss Black finish wheel. Also applicable for vehicles with standard suspension. Supplied as rim only.



Hinged Lamp Guards* – Front pair
 STC53161
 These hinged lamp guards will help protect front and rear lenses from flying stones and low-speed impact, with an opening feature to enable easy lamp cleaning. Constructed from durable, Black nylon-coated steel with plastic 'P' clips to help prevent corrosion.
 Not compatible with Front Lighting Pack and Moulding Kit.



Hinged Lamp Guards* – Rear pair
 STC53157
 For door mounted spare wheel.
 Not compatible with 235/265 tyres and Moulded Wheel Cover.
 STC53158** – Hinged Lamp Guards – rear pair (not shown)
 Without door mounted spare wheel.
 STC50448** – Hinged Lamp Guard – single (not shown)



9.5ti Electric Winch*
 VPLDP0113
 Rated capacity of 9,500lb/4,310kg. 38m x 8mm diameter wire rope. This powerful electric winch is designed to fit easily to the front of your Defender, even if the air conditioning option is fitted. Offering maximum reliability for all general winching and self recovery requirements, the winch is available as a complete vehicle kit, ensuring specification and installation are straightforward.



Snow Chains*
 VPLAW0082
 Snow Chains are designed to give improved steering and braking control on snow and ice, when fitted to front wheels (can also be fitted to rear wheels when necessary). Easy-fit design, manufactured from high quality hardened galvanised steel, the chains are supplied in a tough vinyl carry bag for storage when not in use.



Tyre Pressure Gauge
 VPLVW0077
 Stores recommended pressure and has a unique 360° rotating nozzle to locate tyre valve, LED light, tread depth gauge, measuring in psi, bar, kpa, Kg/Cm2 and comes complete with storage case.



Cargo Barrier†**
 Designed to help prevent cargo and luggage from entering the passenger compartment. Manufactured in Black nylon coated steel and easy to remove when not required.
 LR006447 – Cargo Barrier – 110SW
 LR006785** – Cargo Barrier – 90/110HT (not shown)
 LR006448** – Cargo Barrier – 90SW (not shown)

*Not available in all European markets. Please see your Land Rover Dealer for further details.

**2007 Model Year vehicles onwards.

†ECE R17 compliant.

Please note: When choosing vehicles fitted with specific wheel and tyre combinations or optional wheels and tyres, your intended use of the vehicle should be considered. Alloy wheels may be more vulnerable to damage in some off-road conditions. Please discuss your requirements with your Land Rover Dealer when selecting your vehicle and specification.



Rigid Loadspace Protector*
 Manufactured from a tough acrylic material, moulded to fit the contours of the loadspace area.
LR005081 – Loadspace Protector, for 90SW/HT and 110SW/HT (not shown) not compatible with 2nd row 90 and 3rd row 110 seats fitted



Lockable Cubby Box with Leather Lid VPLDS0239
 This strong, useful, cubby box is designed to fit between the front seats and locks for added security for your belongings. Trimmed in padded black leather and light grey stitching complete with moulded drinks holder and installation fixings.



Loadspace Rubber Mat*
 Helps to protect the loadspace floor from water, mud and general wear and tear.
LR005040 – Defender 110SW (with 3rd row seats)
LR005613 – Defender 110SW (without 3rd row seats) (not shown)
LR005615 – Defender 90SW (with 2nd row seats) (not shown)
LR005614 – Defender 90HT (not shown)



Recaro Front Seat Kit**
VPLDS0036PUY – Left-hand seat
VPLDS0035PUY – Right-hand seat
 Heated seat with cloth seat facings and leather surround, featuring Land Rover and Recaro embossed logos. Installation kit included. Not compatible with vehicles fitted with a bulkhead or 90 bulkhead deleted vehicles with jack stowage brackets behind the front seats. Applicable VIN WA138480 110SW, 110 and 130 Double Cab and 9A773310 90 vehicles with bulkhead deleted.
 Compatible with vehicles fitted with heated seat option. Supplied individually.



Rubber Mats
 Moulded to fit footwell areas, these mats feature a perimeter wall design that helps prevent spillage of mud and water from reaching the interior carpet.
Front Footwell Rubber Mats*
LR005039 – (2007-2011 Model Year vehicles only)
VPLDS0147 – (2012 Model Year vehicles onwards) (not shown)
Rear Footwell Rubber Mats*
LR005041 – Defender 110SW (2nd row) and Double Cab
LR005042 – Defender 130 Double Cab/HCPU (2nd row) (not shown)



Seatback Stowage – Standard (shown left)
VPLVS0181
 Manufactured from the finest materials with soft touch interior lining and magnetic button clasps, this convenient stowage system for the rear of the front seats provides multiple compartments for stowing small items.
Seatback Stowage – Premium Leather (shown right)
VPLVS0182

*2007 Model Year vehicles onwards.
 **Not available in all European markets. Please see your Land Rover Dealer for further details.

ACCESSORIES



Sports Bar System* STC7582

A high leg design which extends the carrying potential for a variety of equipment. The sports bars can accommodate a range of attachments, including roof boxes and special carriers for various sports equipment. Vehicle height when fitted 2,088mm (90SW) and 2,141mm (110SW). Maximum payload 75kg.^{††}



Luggage Box* VPLVR0062

Opens from both sides. Lockable for security. Volume 410 litres. Maximum payload 75kg.^{††}

Sports Box* – (not shown) VPLVR0061

Internal retention system for skis or other long loads. Lockable for security. Volume 320 litres. Maximum payload 75kg.^{††}



Expedition Roof Rack System^{††}

VPLDR0063[†] – 90 Hard Top/Station Wagon
VPLDR0064 – 110 Hard Top/Station Wagon (not shown)
VPLDR0065[†] – 110/130 Double Cab (not shown)
Heavy duty rack system secured by clamps to the roof gutter.



Aqua Sports Carrier^{††} LR006846

Carries one surfboard or sailboard and mast, or one canoe or kayak. Maximum payload 45kg.^{††}



Ski and Snowboard Carrier^{†††} LR006849

Lockable for security. Carries four pairs of skis or two snowboards. Incorporates slider rails for easy loading. Maximum payload 36kg.^{††}



Luggage Carrier* LR006848

Maximum payload 62.6kg.^{††}

Ratchet Strap* CAR500010 – (not shown)

Nylon tie strap for securing items to the Sports Bar System, Luggage Carrier or Expedition Roof Racks. Five metres long, 20mm wide, supplied individually.



Interior Window Guards – Side Windows VPLDS0247

Window Guards for the rear side windows of Defender Station Wagon provide increased security to the rear section. Comes in a set of two window guards for either side of the vehicle.

Interior Window Guards – Rear Windows (not shown) VPLDS0248

Comes in a set of three window guards for the tailgate and rear quarter windows.



Waterproof Seat Covers[‡]

Protects seats from water, mud and general wear and tear. Easy to fit, and when not in use, the covers can be stored away in their own carry bag. Seat covers have been treated to meet automotive flammability standards.

VPLDS0011 – Black – 1st row
VPLDS0012 – Black – 2nd row 110 (not shown)
VPLDS0013 – Black – 2nd row 90, 3rd row 110 (not shown)
VPLDS0148 – Black – 2nd row, 110 Double Cab and 130 Double Cab (not shown)
VPLDS0038 – Front pair – provides protection for your Recaro seats (not shown).



Painted Centre Switch Panel Surround VPLDS0249MEN – Indus Silver VPLDS0249NER – Fuji White (not shown) VPLDS0249PAB – Santorini Black (not shown) LR048324 – Orkney Grey (not shown)

Further enhance the appearance of your Defender with an interior colour change on the centre switch panel surround. To match the exterior colourways the centre switch panel surround can be replaced with a painted version. Colours available are Indus Silver, Fuji White, Santorini Black or Orkney Grey.



Black Leather Hand Brake, Gear and Transfer Lever Gaiters VPLDS0258

Grained Leather Gaiter covers detailing ebony coloured twin stitch features.



Ebony Black Carpet Mat Set With Silver Land Rover Ingot VPLDS0240

Includes mats for the front and folding middle/rear seat footwells. The carpet mats have matching ebony suede effect piping and a silver Land Rover ingot. These durable mats come fitted with protective rubber backing.

Ebony Black Carpet Mats With Silver Land Rover Ingot – Front VPLDS0241

Ebony carpet mat for the front seat footwells only.



Audio System Single Slot CD & Radio with MP3/AUX and Bluetooth[®] VPLDE0060

System includes radio, CD player and MP3 player connectivity and there's the added benefit of Bluetooth[®] wireless connectivity with audio streaming. The head unit is fully integrated with the iPhone[®] or the iPod[®]. The Bluetooth[®] wireless connectivity and microphone allows for hands-free conversations. USB port and 3.5mm aux input allows you to easily connect your audio devices. Stereo upgrade from standard radio, also available as line-fit option.

*Sports Bar System (STC7582) is required for all Land Rover roof-mounted accessories.
†Not available in all European markets. Please see your Land Rover Dealer for further details.
††Maximum permissible load capacity minus the weight of the roof mounted accessory.
‡2007 Model Year vehicles onwards, includes Waterproof Head Restraint Covers.



Tow Ball*
RTC8891AA
50mm Tow Ball.

Tow Strap
STC8919AA – (not shown)

Constructed from hard-wearing polyester webbing with a safety hook at each end, the tow strap is designed to cope with loads of up to 3,000kg (6,600lb). Reflective storage bag can double up as a warning flag if placed in the middle of the strap.



Adjustable Tow Bar**
Copes with different trailer coupling heights without the need for any tools and comprises of a towing armature, sliding plate and security pin.
LR007221 – Defender 90
LR007222 – Defender 110 (not shown)
LR007223 – Defender 130 and 110 HCPU (not shown)

Locking Security Pin*
STC53017 – Helps to provide security for adjustable slider plate (not shown)



13 Pin Towing Electrics†**
LR005919
European style towing electrics, capable of supplying all trailer rear lighting and interior equipment power, including fridge feed and battery charging.



Combination Tow Ball/Jaw Unit*
LR008244
50mm tow ball and jaw combination for increased towing versatility and a 3,500kg capacity.

Tow Jaw†**
KNB100640 – (not shown)
With a 3,500kg capacity.



Multi-height Tow Bar*
This cost-effective design gives a range of towing heights to suit different trailers and contains a towing armature, multi-height face plate and 50mm tow ball.
LR006309 – Defender 90
LR006310 – Defender 110 (except HCPU) (not shown)
LR006312 – Defender 130 and HCPU



'S' Type Towing Electrics†**
LR005921 – (shown above, left-hand side)
For use when additional trailer power is required. Capable of supplying interior lighting and equipment power including fridge feed and battery charging.
Please note: Not compatible with standard fitted 12N sockets. Must be used in conjunction with 'N' Type Towing Electrics LR005920.

'N' Type Towing Electrics**
LR005920 – (shown above, right-hand side)
Provides power for rear trailer lighting including rear lamps, brake lamps, direction indicators and high intensity fog lamp(s). Can also power a lighting board.

*For information relating to load capabilities, please refer to page 60.
**These accessories are not suitable for Caravans, Trailers or Lighting Boards fitted with rear mounted LED Lamps.
†Not available in all European markets. Please see your Land Rover Dealer for further details.



BY APPOINTMENT TO
HER MAJESTY THE QUEEN
MANUFACTURERS OF
MOTOR VEHICLES
JAGUAR LAND ROVER LIMITED
COVENTRY

BY APPOINTMENT TO
HRH THE DUKE OF EDINBURGH
MANUFACTURERS OF
MOTOR VEHICLES
JAGUAR LAND ROVER LIMITED
COVENTRY

BY APPOINTMENT TO
HRH THE PRINCE OF WALES
MANUFACTURERS OF
MOTOR VEHICLES
JAGUAR LAND ROVER LIMITED
COVENTRY

IMPORTANT NOTICE: Jaguar Land Rover Limited is constantly seeking ways to improve the specification, design and production of its vehicles and alterations take place continually. Whilst every effort is made to produce up to date literature, this brochure should not be regarded as an infallible guide to current specifications, nor does it constitute an offer for the sale of any particular vehicle. Distributors and dealers are not agents of Jaguar Land Rover Limited by any express or implied undertaking or representation.

All Land Rover Approved Accessories fitted by a Land Rover Dealer within one month or 1,600 kilometres/1,000 miles (whichever occurs first) of the handover of a new registered vehicle will benefit from the same warranty terms and period of cover as the vehicle warranty. Accessories purchased outside of these parameters will be subject to a 12 month unlimited mileage warranty. All Land Rover Approved Accessories are rigorously tested to the same exacting standards as those applied to our vehicles. Performance in extreme hot and cold temperatures, corrosion resistance, impact and airbag deployment highlight some of the exhaustive product testing carried out to ensure accessories are both durable and importantly, continue to comply with current legislation.

All our accessories are designed to be an integral part of Land Rover vehicles. While many items such as roof carriers are simple to fit, some products require specialist tools and diagnostic equipment to ensure correct integration with the vehicle structure and electrical systems. These products vary from market to market, please consult your Land Rover Dealer who will be pleased to advise you on current specifications and any query you may have.

The colours reproduced here are subject to the limitations of the printing process and may therefore vary slightly from the actual vehicle. The company reserves the right to alter or withdraw any colour finish without notice. Some of these colours may not be obtainable in your country. Please check availability of colours and current specifications with your Land Rover Dealer.

Castrol EDGE Professional exclusively recommended by Land Rover.

Jaguar Land Rover Registered Office:
Abbey Road, Whitley, Coventry CV3 4LF
United Kingdom.

Registered in England: Number 1672070

landrover.com

© Jaguar Land Rover Limited 2014.

