

LEXUS IS



AMAZING IN MOTION

Outside, striking design, HID (Xenon) headlights and a bold Lexus 'spindle grille'. Inside, a driver-focused sports cockpit with state-of-the-art multimedia and driver support systems. On the road, this is a beautifully balanced saloon, powered by our latest Lexus Hybrid Drive engine. To fine-tune handling and ensure maximum driving pleasure we extensively tested this new rear-wheel drive saloon on the racetrack.

"MY TEAM FOCUSED ON
CREATING THE **AGILE** AND
RESPONSIVE FEEL
WE WANT DRIVERS TO
EXPERIENCE ON THE ROAD."

Junichi Furuyama, IS Chief Engineer





THE
AWARD WINNING
LEXUS IS



Best Car Lexus IS
Best Compact Executive Car Lexus IS
Best for Ease of Driving Lexus IS
Best Manufacturer
Best Dealer Network

BOLDLY DIFFERENT

The IS 300h is powered by our very latest Lexus Hybrid Drive. The IS 300h SE delivers 223 DIN hp, yet emits from just 97g/km of CO₂. Available in F SPORT grade, the IS delivers a unique driving experience. You'll sense this behind the wheel, as you interact with the car using paddle shifts, innovative electrostatic air conditioning controls, or the F SPORT's stunning instruments that were inspired by the iconic LFA supercar.

View
Offers



Find
a Dealer



Book
a Test Drive





A STRONGER BODY FOR GREATER CONTROL

The IS is the result of relentless attention to detail. Driving precision has been improved by using breakthrough body construction technologies, including laser screw welding and high strength adhesives. Multi-link rear suspension results in greater agility and more responsive handling. Factor in innovative aerodynamics, and you have a car that is not only highly responsive, but one that's incredibly quiet too.

View
Offers



Find
a Dealer



Book
a Test Drive



LEXUS



DESIGN STATEMENT

Centre of attention on this stunning saloon is a bold 'spindle grille'. HID (Xenon) headlights and L-shaped LED daytime running lights complete the purposeful look. In profile, the car's athletic stance is complemented by a low bonnet, side 'kick-up' line and long coupé-like roofline, giving dynamic presence and exceptional roominess. Excellent aerodynamics result from details like extra smooth roof joints and closable radiator vents. Winglets on the rear lights and front door pillars increase stability and also reduce wind noise.



PURE LEXUS

Relaxing in sumptuous leather seats*, you'll enjoy exquisite Lexus details like a beautifully finished central analogue clock. Built on the same line as the LS flagship saloon, the entire IS production line is overseen by Lexus Takumi craftspeople. A longer wheelbase allows for a smooth ride with ample rear passenger legroom. The rear seats also fold 60:40* - ideal for transporting bulkier objects.

* Available on selected grades.



DRIVE WITH INNOVATION

The IS has been designed with integral leading edge technology - seamless smartphone interface (on compatible smartphones), next-generation navigation, and breakthrough driver support systems. With interactive multimedia you can navigate, make calls, or enjoy the 15-speaker Mark Levinson® Premium Surround system. Or, with the brush of a fingertip, use innovative electrostatic controls to adjust the air conditioning.

The Lexus IS keeps you safe too: with Blind Spot Monitor and Rear Cross Traffic Alert. Blind Spot Monitors activate a warning light in the door mirror when the indicator is operating and a vehicle is detected in the adjacent blind spot. Rear Cross Traffic Alert uses a millimetre wave radar to detect vehicles approaching from difficult-to-see areas behind the car while reversing. If an approaching vehicle is detected, the driver is alerted by a warning buzzer.

Features above available on selected grades.

View
Offers



Find
a Dealer



Book
a Test Drive



LEXUS

IS 300h

The IS 300h delivers 223 DIN hp of full hybrid power, with CO₂ emissions from just 97g/km on SE grade. This combination of power and efficiency is a breakthrough achievement. Powered by second-generation Lexus Hybrid Drive, the IS 300h intelligently combines an advanced 2.5-litre direct-injection petrol engine with a high-output electric motor, while innovative Active Sound Control delivers a sophisticated engine note. The IS 300h is dynamic to drive, yet is remarkably frugal in its fuel consumption. You can also select EV (Electric Vehicle) mode to progress in near silence, using no petrol and emitting zero emissions. There's ample room for your luggage too, as the hybrid battery takes up minimal space beneath the boot floor.

HYBRID TECHNOLOGY,
POWER EFFICIENCY



IS 200t

The new IS 200t marks the arrival of Lexus' 2.0-litre turbo-charged petrol engine in the sports saloon range. Matched to an 8-speed Sport Direct Shift automatic transmission originally developed for the RC F high performance coupé, it adds an extra performance dimension to the rear wheel drive IS.

TURBO-CHARGED
POWER 2.0 LITRE PETROL.



DYNAMIC RESPONSE

Unmistakably bold, the F SPORT models feature exclusive 18-inch alloy wheels, F SPORT grille and LED front fog lights. Inside, you're greeted by amazing LFA-style instruments. A distinctive F SPORT steering wheel, exclusive optional 'Dark Rose' leather sports seats, aluminium pedals and aluminium-look inlays complete the interior. With steering and suspension engineered for extra responsiveness, both F SPORT models deliver new levels of control and driving enjoyment.



ENHANCED REACTIONS

The IS F SPORT models feature a stunning single combination meter with dynamic radial graphics inspired by the Lexus LFA. This uses digital technology originally developed to display the lightning-fast revving peaks of our V10 supercar. After a unique start-up sequence, the appearance of the combination meter changes according to the driving mode selected. Using Drive Mode Select – conveniently positioned on the central console – you can choose between ECO for maximum efficiency or SPORT for dynamic responsiveness. Alternatively, select EV (Electric Vehicle) mode to drive in near silence using no petrol and producing zero emissions.



EXECUTIVE EDITION

The ideal business partner, the IS Executive Edition offers an excellent combination of power and efficiency. With a 0-62 mph time of 8.4 seconds, yet emitting from only 101g/km of CO₂, consuming up to 65.7mpg combined and 15% BIK for company car tax payers. The Executive Edition is an excellent proposition for a business customer; offering significant total cost of ownership advantages when compared to direct competitors. With Lexus Navigation, Heated Leather Seats, Smart Entry, and Parking Sensors all as standard, the Executive Edition is loaded with numerous luxury features.



View
Offers



Find
a Dealer



Book
a Test Drive



IS / V6 REFINEMENT / 24

IS 300h ADVANCE

The IS Advance offers true interior luxury: leather seats with heating, ventilation and electric adjustment and reversing camera all as standard. Lexus Navigation will help you navigate to your final destination, whilst parking sensors help you to keep safe.



View
Offers



Find
a Dealer



Book
a Test Drive



LEXUS



THE IS SPORT

The new IS Sport delivers attractive sport-themed styling touches including 5-spoke black 18-inch alloy wheels, a black finish for the front spindle grille and matching black door mirror casings. In the cabin, the trim is unique to the IS Sport, with a combination of black cloth upholstery and black & light grey Tahara leather effect seat bolsters with contrasting light grey stitching.

FOREFRONT OF PROTECTION

Equipped with our latest Vehicle Dynamics Integrated Management and powerful ventilated disc brakes, the IS is engineered to avoid danger. However, in the event of a collision, you are protected by an incredibly strong passenger safety cell, that makes extensive use of high-tensile steel. Enhancing safety even further, the IS features Whiplash Injury Lessening front seats and eight airbags. Additionally, should sensors mounted in the front bumper detect a collision with a pedestrian, the bonnet will raise instantly to minimise the impact force.





ECO PIONEER

As well as being powered by hybrid technology, the IS 300h has one of the cleanest and most efficient Full Hybrid drivetrain in its class, with breakthrough GreenEdge™ audio (available with Mark Levinson) and HID lights reducing overall energy consumption even further. The innovative Lexus Premium Navigation system (standard on Premier grade) lets you select routes that require less fuel and emit lower emissions. At the end of its life, up to 95% of the parts and materials used on the IS can be recycled or recovered, including the hybrid battery.

BREAKING NEW GROUND IN
LOW EMISSION DRIVING,
THE **NEW IS**
LETS YOU CALCULATE THE MOST
ECOLOGICAL ROUTE.



In 2004, Lexus became the first premium carmaker to perfect Full Hybrid technology. Since then, over 650,000 Lexus hybrid models have been sold. The IS 300h's second-generation Lexus Hybrid Drive delivers refined power with outstanding fuel efficiency and exceptionally low emissions – zero when in EV (Electric Vehicle) mode. For more information, visit www.lexus.co.uk/IS

1 / Lexus Hybrid Drive Equipped with innovative D-4S direct injection and dual VVT-i valve control, this highly efficient 'Atkinson Cycle' 4-cylinder engine forms the heart of the IS 300h's Full Hybrid powertrain. Start/Stop technology and exhaust heat recycling help reduce fuel consumption and emissions even further.

2 / EV (Electric Vehicle) mode With sufficient battery charge, EV mode lets you drive at lower speeds over shorter distances using electric power only. EV mode is near silent, emission-free and consumes no fuel. This is ideal, for instance, when driving in heavy city traffic.




3 / Regenerative braking When braking or decelerating, the rear wheels drive the high-output electric motor so that it functions as a generator. Kinetic energy – which would otherwise be lost as heat – is then captured and converted into electric power. This is stored in the hybrid battery for later use.

4 / Class-leading hybrid performance The IS 300h delivers 223 DIN hp of super smooth power that lets you accelerate from 0 to 62 mph in 8.4 seconds. On IS 300h SE, amazingly, the combined CO₂ emissions of this powerful rear-wheel drive saloon are from just 97g/km and fuel consumption is up to 67.3 mpg combined.

5 / Intelligent hybrid technology No larger than a conventional automatic transmission, Lexus Hybrid Drive's electric motor, generator and power split mechanism are all housed in one highly compact hybrid transmission. Energy flows are managed by an advanced Power Control Unit – often referred to as the 'brain' of Lexus Hybrid Drive – that constantly optimises the allocation of power resources – electric, petrol or a combination of both. The nickel-metal hybrid battery provides high power output in relation to its weight. It does not require recharging from an outside power source, or periodical replacement.



FULL HYBRID TECHNOLOGY




Starting up, driving off When starting off, the electric motor propels the IS 300h up to around 40mph, with electric power being supplied from the hybrid battery. At this point the saloon is almost silent, uses no petrol and produces zero emissions.

Normal driving conditions At speeds above 40mph the petrol engine cuts in, almost silently, but still receives assistance from the electric motor when required. Through the near perfect distribution of its dual power sources, Lexus Hybrid Drive provides exceptional driving comfort – together with lower emissions and fuel consumption.

Full throttle acceleration Accelerate powerfully and the electric motor instantaneously supplements the 2.5-litre petrol engine. This delivers a surge of torque to provide smooth, powerful linear acceleration precisely when you need it.

Deceleration, stopping, braking When decelerating or coming to a halt, the petrol engine turns off, cutting emissions to zero. Brake, or take your foot off the accelerator, and regenerative braking harnesses the kinetic energy lost in other cars. It converts this into electrical energy for storage in the hybrid battery, which is one reason why you never need to plug in a Lexus Full Hybrid car.

HOW DOES LEXUS HYBRID WORK?



The IS was tested and refined in the world's most advanced driving simulator – and then on the racetrack. IS Chief Engineer Junichi Furuyama went back to the very fundamentals of how a rear-wheel drive saloon should handle, developing a new chassis, suspension and steering to enhance driving enjoyment, agility and precision.

1 / New chassis, Adaptive Variable Suspension With a completely re-engineered chassis, rear suspension and steering, the IS is dynamic and engaging to drive. The double wishbone front suspension has been revised while, to the rear, a brand new multi-link rear suspension (based on that of the much acclaimed GS performance saloon) enhances straight-line performance and cornering grip. For an even more dynamic drive, Adaptive Variable Suspension* intelligently controls the damping force on all four wheels. This not only improves ride comfort, but also increases handling stability – especially during higher-speed cornering.

2 / Sportier driving position From a lower and sportier driving position, you'll really 'feel' the road surface through the new steering set-up and sense how the car responds to the slightest steering input.

3 / Vehicle Dynamics Integrated Management State-of-the-art Vehicle Dynamics Integrated Management (VDIM) is fitted as standard to the IS. This enables all of the car's stability and control systems to work together, ensuring a level of intervention that's much more refined than if these systems acted independently of one another.

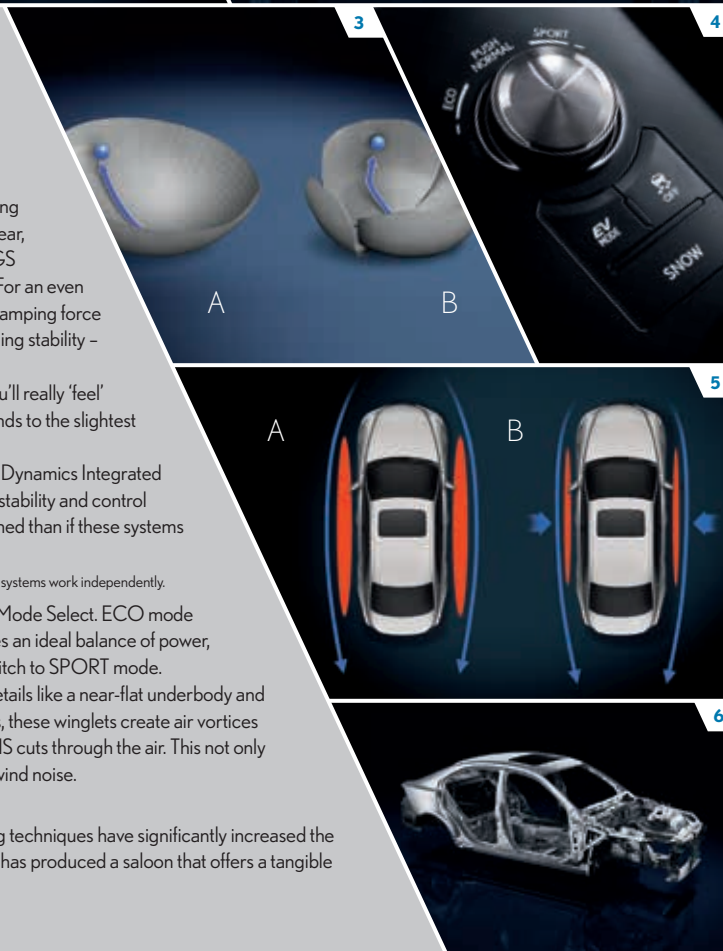
A. With VDIM: Dynamic control systems work smoothly together. B. Without VDIM: Dynamic control systems work independently.

4 / Drive Mode Select Vehicle performance can be fine-tuned using Drive Mode Select. ECO mode reduces emissions and conserves fuel for everyday driving, NORMAL provides an ideal balance of power, economy and ride comfort. For enhanced drivetrain responsiveness, simply switch to SPORT mode.

5 / Advanced aerodynamics The IS has superb aerodynamics, thanks to details like a near-flat underbody and tiny winglets on the front door pillars and rear lights. First seen on F1 racing cars, these winglets create air vortices (see B in diagram) that help pull the airstreams inwards to improve the way the IS cuts through the air. This not only enhances stability and handling, but also improves fuel efficiency and reduces wind noise.

A. Without aerodynamic winglets. B. With aerodynamic winglets.

6 / Chassis rigidity Breakthrough laser screw welding and adhesive bonding techniques have significantly increased the rigidity of the IS. This, combined with the extensive use of lightweight materials, has produced a saloon that offers a tangible sense of enjoyment and rewards driver input with extremely precise handling.



The IS saloon is equipped with our latest Vehicle Dynamics Integrated Management. Pioneering driver support systems include Blind Spot Monitor and Rear Cross Traffic Alert.

1 / Eight airbags In addition to an immensely strong passenger safety cell, occupant protection is provided by eight airbags. The driver and front passenger are protected by 2-stage head airbags, as well as knee and side airbags. Curtain shield airbags run the full length of both cabin sides. All seatbelts, except for the centre rear seat, are also specified with pre-tensioners. This exceptional level of safety protection is provided as standard in the IS.

2 / Pop-up hood The IS features an impact-absorbing pop-up hood. Activated by sensors mounted in the front bumper, should you collide with a pedestrian, the system slightly raises the level of the hood to give more space between it and the hard components of the engine underneath. This reduces the risk of injuries to the pedestrian.

3 / Blind Spot Monitor Radar devices mounted in the rear bumper detect vehicles in adjacent lanes that are not visible in the door mirrors. If the driver is indicating to change lane and a vehicle enters the blind spot, the Blind Spot Monitor instantly activates a warning signal in the relevant door mirror. Available on Premier grade only.

4 / Rear Cross Traffic Alert When reversing in a Premier grade vehicle, for instance in a busy car park, the Rear Cross Traffic Alert (RCTA) function uses the Blind Spot Monitor radar to detect vehicles approaching the difficult-to-see area behind the vehicle. When a vehicle is detected, the RCTA function alerts you with a visual display in the door mirrors and a buzzer.



DYNAMIC PERFORMANCE

* Available as an option on the IS 300h F SPORT when specified with Lexus Premium Navigation.

ADVANCED SAFETY



1 / Xenon headlights Auto-levelling High Intensity Discharge Xenon headlights with high-pressure cleaners and LED daytime running lights are standard on the IS.

2 / 16" alloy wheels 5-spoke, 205/55 R16 tyres. Standard on SE grade.

3 / 18" alloy wheels The black gloss finish high performance 5-spoke design creates an unmistakable look of urban sophistication. Standard on Sport grade.

4 / 17" alloy wheels 10-spoke, 225/45 R17 tyres. Standard on Executive Edition, Luxury & Advance grades.

5 / 18" alloy wheels 5-spoke, front 225/40 R18, rear 255/35 R18. Standard on Premier grade vehicles.

6 / 18" alloy wheels F SPORT design 10-spoke design, front 225/40 R18 tyres, rear 255/35 R18. Standard on F SPORT.

EXTERIOR FEATURES



1 / Driving comfort The IS showcases a spacious interior, rich in the refinement and quality for which Lexus is legendary. The driving position is sportier and more focused, while the newly designed front seats offer greater comfort and better lateral support.


2 / Touch-sensitive controls Electrostatic controls let you adjust the temperature in the IS saloon using a sweep of your fingertip.

3 / Luggage space The extended wheelbase and compact suspension result in excellent luggage space. Enough for three sets of golf clubs and two small sports bags, or four medium-sized suitcases (450 litres).

4 / 60:40 flexibility A practical 60:40 split folding rear seat allows easy stowage of larger items (not available on SE grade models)

5 / Rear seats lowered Offering the convenience of an estate car, but with the grace and refinement of a saloon, with all rear seats folded down there's room to carry far bulkier objects.

INTERIOR FEATURES



1 / 15-speaker Mark Levinson® The IS can be ordered with a peerless Mark Levinson® Premium Surround system that delivers a true live concert experience when listening to music or watching a DVD while stationary. Fifteen bespoke speakers, each individually tuned, produce incredible 5.1-channel digital surround sound. Innovative GreenEdge™ technology in each speaker also means twice the sound for the same energy consumption, while a new 'Auto Volume System' lets you enjoy music to the full, by automatically adjusting the sound level when you switch between different artists and recordings. Beautifully finished, precision-machined aluminium controls and a black gloss finish reflect the design of Mark Levinson® world-class home audio systems. This luxury system is as standard on Premier grade and as an option on F SPORT vehicles where Lexus Premium Navigation is also selected.

2 / Multi-information display Positioned between the two main dials, the 4.2-inch high-resolution display provides a wide range of vehicle information and data. For instance, the titles of songs you are listening to, navigation directions, or when your smartphone is connected, the name, photograph and phone number of the person calling you.

3 / Steering wheel controls An LFA-inspired 3-spoke design with ergonomic finger rests makes the IS incredibly precise to steer. Paddle shifts enable rapid, manual gear changes for a more engaging drive. Without taking your hands off the wheel, you can control audio, telephone, voice command and multi-information display.



4 / Lexus Media Display

The IS comes as standard with a 7-inch display screen operated by a rotary dial. The display enables control of systems such as audio and climate, or viewing the energy monitor in the IS. The centre console also contains the head unit for the audio system. It features a DAB and an AM/FM tuner, Bluetooth® audio/phone connectivity, Gracenote® technology and CD player. Two USB ports and an AUX socket are conveniently located in the centre console box.

5 / Rotary dial A rotary control dial on the centre console enables the driver or front seat passenger to operate the main systems and 7-inch display in the IS.

6 / Lexus Navigation Integrates with your car's media display to provide intuitive pan-European navigation. Features include maps with 3D graphics, speed limit notification, lane guidance and RDS-TMC traffic information. Available on IS 300h and 200t.

7 / Lexus Premium Navigation As standard on IS Premier the 7-inch screen is operated by Remote Touch or voice commands. With vivid 3D graphics and many mapping options, once parked, the system generates a QR code for your smartphone, with directions by foot to your final destination. Features also include:

- Remote Touch, with single press confirmation, lets users interact intuitively with the central multimedia display. Ergonomically designed, Remote Touch is close at hand and as easy to use as a computer mouse.
- Connected services: The IS offers services like Online Search, Google Street View®, Panorama® or Connected Traffic. For extra convenience you can even forward a route from your laptop or tablet to your car's navigation system.
- Digital connectivity*: Multiple digital applications can be synchronised to the multimedia display. For example, the address book can be simply downloaded from most smartphones and then scrolled through on the display.
- Parking assist monitor: Engage reverse and the view behind the car is relayed to the standard 7-inch display.



AUDIO AND MULTIMEDIA



Developed by the team that tuned the LFA supercar and IS F high performance saloon, the IS F SPORT carries the spirit of these two amazing cars. The IS F SPORT saloon is exclusively designed and dynamically enhanced. The IS 300h F SPORT can also be specified with the option of Adaptive Variable Suspension and SPORT S+ mode for exceptionally engaging performance.

1 / F SPORT design The IS F SPORT is unmistakably dynamic, with a bold and distinctive front spindle grille, special 'L-mesh' inserts, and chrome highlights. The lower front spoiler features front brake cooling ducts, aerodynamic fins for increased down-force and a larger lower grille opening.

2 / F SPORT badge Although discreet, the F SPORT logo is a badge of distinction. The 'F' refers to the birthplace and primary testing site of our high-performance F SPORT cars: Fuji Speedway, located near Mount Fuji.

3 / F SPORT wheels / suspension 18-inch alloy wheels feature a twin-spoke design inspired by the LFA. Both the front and rear suspension and Electric Power Steering are exclusively tuned for the F SPORT, to enhance handling performance without compromising ride quality.

F SPORT EXTERIOR DESIGN



1 / Sports seats The F SPORT seat design makes the first use of 'integrated foaming' technology in a Lexus. This motorsport-inspired production technology allows a more detailed seat profile, and better fit and hold than is possible with conventional seat construction.

2 / F SPORT steering wheel Featuring the F SPORT logo, you'll sense a special kind of connectedness every time you take this wheel in your hands. Finished in perforated leather, the F SPORT gearshift design matches the steering wheel to create an exciting sports ambience.

3 / Drilled sport pedals Offering excellent grip characteristics, drilled aluminium pedals reflect the motorsport design heritage of the new IS F SPORT models.

4 / LFA instrument panel This stunning single meter has innovative Thin Film Transistor technology and a moving centre ring design inherited from the LFA supercar. The dial illumination varies depending on driving mode. When operating the multimedia system, the meter ring slides to one side to reveal the menu.

F SPORT INTERIOR DESIGN

	IS 300h	IS 200t
MAXIMUM OUTPUT		
DIN hp / kW	223 / 164	245 / 180
ENGINE		
Capacity (cm ³) / Cylinders / Valves	2494 / L4 / 16	1998 / L4 / 16
Valve mechanism	DOHC with Dual VVT- i	DOHC with Dual VVT-i
Fuel type	Petrol, 95 octane or higher	Petrol, 95 octane or higher
Maximum output (DIN hp / kW @ rpm)	181 / 133 @ 6000	245 / 180 @ 5800
Maximum torque (Nm @ rpm)	221 @ 4200-5400	350 @ 1650-4400
ELECTRIC MOTOR		
Type	AC synchronous, permanent magnet	N / A
Maximum output (DIN hp/KW)	143 / 105	N / A
Maximum torque (Nm)	300	N / A
HYBRID BATTERY		
Type	Nickel-Metal Hydride (Ni-MH)	N / A
Number of battery cells / System voltage (V)	192 / 650	N / A
TRANSMISSION		
Driven wheels	Rear-Wheel Drive	Rear-Wheel Drive
Transmission type	E-CVT	8-speed Sport Direct Shift automatic
PERFORMANCE		
Maximum speed (mph)	125	143
0-62 mph (s)	8.4	7.0
EMISSIONS*		
Emissions level	Euro 6	Euro 6
Combined CO ₂ (g/km) (Wheel size: 16" / 17" / 18")	97 / 101 / 107	167
FUEL CONSUMPTION* (mpg)		
Combined (Wheel size: 16" / 17" / 18")	67.3 / 65.7 / 61.4	39.2

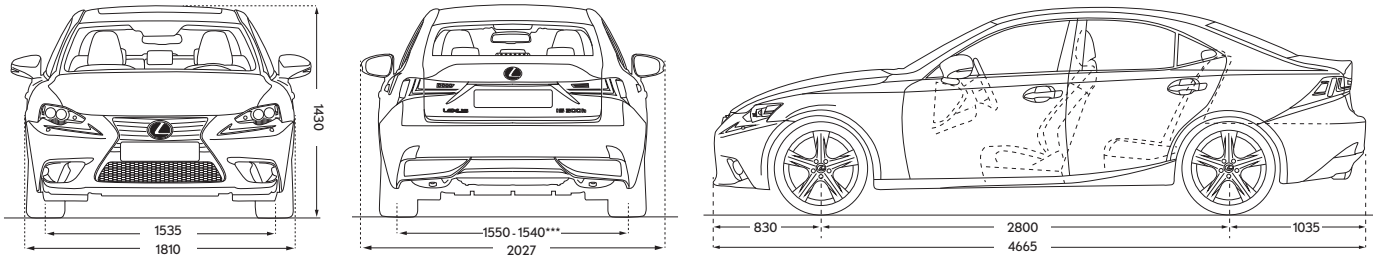
* All fuel consumption (mpg) and emissions (CO₂) figures quoted are sourced from official EU-regulated tests. These are provided for comparability purposes only and may not reflect your actual driving experience. Fuel consumption and emissions vary significantly depending on driving style, conditions, vehicle weight and speed. In order to allow consumers to compare and make informed choice between vehicles, there is a European Commission Standard (93/116/EC and 692/2008) to measure fuel consumption. For further information about the tests performed, please visit <http://www.dft.gov.uk/vca/fcb/jaqs-fuel-consumptio.asp>
Please note: further Technical Data, including any updates, can be found at www.lexus.co.uk

TECHNICAL DATA

	IS 300h	IS 200t
BRAKES		
Front	Ventilated discs	Ventilated discs
Rear	Ventilated discs	Ventilated discs
SUSPENSION		
Front	Double wishbone	Double wishbone
Rear	Multi-link	Multi-link
STEERING		
Type	Rack and pinion with Electric Power Steering	Rack and pinion with Electric Power Steering
Minimum turning radius (tyre) (m)	5.2	5.2
Minimum turning radius (body) (m)	5.5	5.5
WEIGHTS (kg)		
Gross vehicle weight	2145 (2130)*	2125
Kerb weight (min.-max.)	1620-1720 (1620-1680)*	1590-1680
Towing capacity (with brakes)**	750	1500
Towing capacity (without brakes)**	750	750

DRAG COEFFICIENT		
Cd value	0.26 (0.25*)	0.28
CAPACITIES (l)		
Fuel tank	66	66
Luggage compartment	450	480

* IS 300h SE grade.
** Towing is prohibited with IS 300h SE grade.



Measurements in mm.

*** 18" wheels.

TECHNICAL DATA

ACTIVE SAFETY AND DRIVING DYNAMICS

- Active brake lights
- Braking, stability, steering and traction systems¹
 - ABS / BAS / EBD / ECB-R / E* / EPS / TRC / VSC
- Drive Mode Select
 - ECO / NORMAL / SPORT
- EV (Electric Vehicle) mode
- Hill-start Assist Control (HAC) (IS 300h Only)
- Tyre Pressure Warning System (TPWS)
- Vehicle Dynamics Integrated Management (VDIM)

PASSIVE SAFETY

- 8 airbags in total
 - driver and front passenger; head, side and knee
 - cabin sides; full-length curtain shield
- Airbag cut-off switch, front passenger
- Audible and visual front seatbelts reminder
- ISOFIX attachment, outer rear seats
- Pop-Up Hood (PUH)
- Seatbelt pre-tensioners, front and rear outer seats
- Whiplash Injury Lessening (WIL) front seats with active headrests

EXTERIOR

- Door mirrors
 - electrically adjustable and heated
 - integral turn signal indicators and puddle lights
- High Intensity Discharge (HID) Xenon headlights
 - auto-levelling with high-pressure cleaners
- Laser-brazed roof structure
- Light Emitting Diode (LED)
 - daytime running lights
 - front fog lights
 - rear fog light
 - rear combination lights
- Paintwork with 'self-restoring coat'
- Ultra Violet (UV) and heat-insulating tinted glass
- Water-repellent glass, front door windows
- Wheel arches, rear with hemming treatment

SECURITY

- Anti-theft system
 - immobiliser / intrusion sensor / siren
- Auto door locking
- Double door lock

AUDIO, COMMUNICATION AND INFORMATION

- Analogue clock with white LED illumination
- Bluetooth® mobile phone and audio connectivity
- Dual Optitron instrumentation
 - speedometer
 - rev counter
 - 4.2" colour multi-information display
 - power meter
- LFA-style instrumentation (F SPORT)
 - moving centre dial
 - LCD (Liquid Crystal Display)
- Lexus Display Audio
 - 7" display screen operated by rotary dial
 - 6-speaker audio system with Gracenote®
 - DAB and AM/FM tuner
 - antenna for DAB and AM/FM tuner incorporated within rear screen
 - in-dash, single-slot CD player
- Steering wheel mounted controls
 - audio / display / phone / voice
- Two USB ports and AUX socket

INTERIOR COMFORT AND CONVENIENCE

- 12 V socket
- Active Sound Control (Not available on 200t)
- Electrically operated windows, front and rear
- Front centre armrest and storage box
- Illuminated entry system
- Push start button
- Tyre repair kit

16" alloy wheels 5-spoke (205/55 R16)	●						
17" alloy wheels 10-spoke (225/45 R17)		●	●	●			
Black Gloss 18" alloy wheels 5-spoke (F 225/40 R18 + R 255/35 R18)						●	
18" alloy wheels F SPORT design 10-spoke (F 225/40 R18 + R 255/35 R18)					●		
18" alloy wheels 5-spoke (F 225/40 R18 + R 255/35 R18)							●
Seats: Fabric centre panel with Tahara bolsters and manually adjustable	●		●		●		
Sports seats: Heated and electric with fabric centre panel and Tahara bolsters						●	
Seats: Leather, heated and manually adjustable	○	●	○				
Seats: Leather, heated, ventilated and electrically adjustable			○	●			
Sports seats: Leather, heated, ventilated and electrically adjustable with memory					○		
Seats: Leather, heated, ventilated and electrically adjustable with memory							●
60/40 split folding rear seat		●	●	●	●	●	●
Lexus Media Display with single CD, 6 speakers	●	●	●	●	●	●	
Lexus Navigation	○	●	○	●	●	○	
Lexus Premium Navigation with single DVD, 8 speakers and reversing camera			○			○	●
Mark Levinson only available with Lexus Premium Navigation						○	●
Reversing camera				●			●
Rain sensing wipers		●	●	●	●	●	●
Door mirrors: auto-folding and auto-dimming							●
Auto-dimming rear view mirror		●	●	●	●	●	●
Blind Spot Monitor							●
Rear Cross Traffic Alert							●
F SPORT styling elements - interior and exterior						●	
Sport exterior styling (Consisting of: Black spindle grille, mirror covers, Black Wheels & Black rear lower bumper)					●		
LFA style instrument meters						●	
Sports suspension						●	
Adaptive Variable Suspension**						○	
Sunroof						○	○
Advanced Safety Pack - Adaptive Cruise Control with Pre-Crash System, Auto High Beam and Lane Departure Alert.							○
Protection Pack	○	○	○	○	○	○	○
Towing capability		●	●	●	●	●	●

* Only available in combination with Lexus Premium Navigation.
**Not available on IS 200t.

ADDITIONAL EQUIPMENT BY GRADE

● Standard ○ Optional

STANDARD EQUIPMENT FOR ALL GRADES

* IS 300h only.
¹ABS = Anti-lock Braking System / BAS = Brake Assist System / EBD = Electronic Brake-force Distribution / ECB = Electronically Controlled Braking / ECB-R = Electronically Controlled Braking-Regeneration / EPS = Electric Power Steering / TRC = Traction Control / VSC = Vehicle Stability Control.

Protection Pack

The ideal choice if you enjoy outdoor sports such as golf or riding. The rubber floor mats, boot liner, bumper protection plate and horizontal cargo net will protect your car from the mud and moisture that can otherwise soil your new car, plus the bumper protection plate protects your bumper from scratches when lifting sports equipment or bulky items into the boot.

Parking Pack

A complete front and rear parking sensor pack, which gives audible warnings to alert you to nearby objects while parking your car.

Lexus Navigation

Lexus Navigation Pack integrates with your car’s media display to extend its functionality to include navigation. The sytem covers 44 European countries (including Turkey and Russia) and includes speed limit notifications, safety camera warnings (which can be deactivated), and traffic message features.

Leather with heated front seats

The leather pack adds an additional touch of class to the interior of your new Lexus. The pack includes black leather seats throughout and leather door trims, and comes complete with seat heaters for the driver’s and front passenger’s seats.

Detachable Towing Hitch with either 7- or 13-pin electrics (Hybrid)

The Lexus-designed detachable towing hitch and a choice of either a 7-pin or 13-pin wiring kit is professionally fitted and comes with the same 3-year warranty as your new car. (Maximum 750 kg towing capacity.)

	SE	EXECUTIVEEDITION	LUXURY	ADVANCE	SPORT	FSPORT	PREMIER
	O	O	O	O	O	O	O
	O	-	-	-	-	-	-
	O	-	O	-	O	O	-
		O	-	-	-	-	-
		-	O	O	O	O	O

O Optional - Not Applicable

ACESSORY PACK

ROADSIDE ASSISTANCE

We want to ensure that you enjoy driving your Lexus anywhere in Europe with complete peace of mind. This is why we provide you with Lexus Roadside Assistance 24 hours a day, 365 days a year in both the UK and Europe*. Your membership gives you personal cover. That means you are entitled to the full range of benefits and services as the driver or passenger of any vehicle, not just while driving your Lexus. Your partner is also eligible for the same cover provided you both reside at the same address. To make use of this added bonus, please register your partner with Lexus Roadside Assistance on 0800 169 0393. * Lexus Roadside Assistance is provided for the first three years of owning the car

THREE-YEAR COMPREHENSIVE WARRANTY

Any defect that is attributable to a manufacturing or assembly defect under normal use is covered by your warranty. This provision applies for a period of three years or 60,000 miles, whichever comes first, with no mileage limit for the first year. In the event of a breakdown immobilising your Lexus, the cost of recovering it to the nearest Lexus Centre is also covered if that breakdown is the result of a warrantable defect.

FIVE-YEAR HYBRID COMPONENT WARRANTY

For hybrid models, certain components within the hybrid drivetrain system have a five-year or 60,000 miles warranty, whichever comes first.

THREE-YEAR SURFACE RUST AND PAINTWORK WARRANTY

The three-year, unlimited mileage warranty covers surface rust and paint defects on any painted body panels due to a fault in material or workmanship.

12-YEAR CORROSION PERFORMANCE WARRANTY

A 12-year unlimited mileage warranty covers the vehicle against rust perforation through any sheet metal body panel (subject to certain exclusions specified in the warranty booklet) occurring as a result of a manufacturing or assembly defect in the vehicle. The warranty booklet supplied with each new vehicle gives full details. This warranty is also transferable to subsequent owners.

ACCESSORIES

Please consult your local Lexus Centre for the full specification of approved Lexus Accessory products.

LEXUSCARE®

For us, caring for your Lexus is the equivalent of caring for you, our customer. Each member of the Lexus team has honed their skills and knowledge to ensure that you experience the highest levels of care. This extends to every aspect of our service. Wherever possible we will provide a replacement car while yours is being maintained and we aim to ensure that any time you spend with us in the Lexus Lounge is relaxing and enjoyable. Read a paper, watch television or even work on your laptop. Excellence of service is more than just a goal, it's our passion. And, through the LexusCare® programme, that passion endures long after your car has left the showroom.

LEXUS FINANCIAL SERVICES

Lexus Financial Services offers an extensive range of finance products, including Lexus Connect - Contract Purchase and Lexus Connect - Contract Hire, products that offer a combination of benefits designed to make acquiring a Lexus as easy as driving one. Whether you are a private motorist looking for the most flexible, affordable options or a business wishing to boost cash flow and tax efficiency, our finance products provide attractive, refined solutions. Your Lexus Centre will be happy to discuss the full range of financing options available and create a quotation that is right for you. When you choose to go ahead your Lexus Centre will arrange your application. There are no lengthy forms to fill in and immediate acceptance is possible in many cases. Delivering complete customer satisfaction underpins everything we do at Lexus, so once you commence an agreement with us, you can rest assured that our team of UK-based customer service representatives are only a phone call away if you have any queries. Finance subject to status to over-18s. Terms and conditions apply. Indemnities may be required.

WORLD-LEADING QUALITY

Since its launch, Lexus has been in the vanguard of what is achievable in the luxury automobile category. Our long list of awards and quality records is proof of this achievement: in addition to awards for best luxury car, best chauffeur car, best security and being rated best manufacturer, over the past decade Lexus has continued to lead the way in customer satisfaction and has been awarded the highest position in several UK vehicle ownership satisfaction studies.

OWNING A LEXUS

IS INDIVIDUALITY

The range of accessories for the Lexus IS encapsulates the same extraordinary attention to detail as the IS itself. There are styling accessories including a choice of alloy wheels for that extra touch of personality, Lexus Hotspot for mobile Wi-Fi, and specialised options for enhanced carrying, practicality and protection.



Rear Spoiler The sports-inspired design of the Lexus rear spoiler makes a powerful statement of self-expression. Its shape integrates with and complements the innovative aerodynamic profile of the IS.

 [View Offers](#)

 [Find a Dealer](#)

 [Book a Test Drive](#)

 LEXUS

LEXUS alloy wheels* Lexus alloy wheels are designed to ideally complement the IS while also creating a distinct look of personal style. Each wheel is precision engineered to ensure optimum drive balance and quality manufactured for long-lasting durability.

1 / 18" Nisshoku alloy wheels

The intriguing Nisshoku finish appears as mirror chrome from one angle and gloss black from another.

2 / 18" Hinode alloy wheels Full of character, the Lexus multispoke sports design has a stylish silver finish.

* Not available on SE grade.



LEXUS Hotspot Lexus Hotspot effectively turns the IS into a mobile internet hotspot. When loaded with a SIM card of your choice, it allows connection for up to five WiFi capable devices including laptops, tablets and smartphones, and supports in-car interaction between them. Lexus Hotspot also enhances the Lexus premium navigation system by enabling it to access web-based services such as Google® Street View and Panoramio®, connected parking and connected traffic. Importantly, Lexus Hotspot wires directly into the IS battery system for a constant power supply.



European Safety Pack

A comprehensive safety pack for when travelling to Europe. It includes two warning triangles, four safety jackets, one GB sticker, one pair of beam deflectors, two breathalyzers and a first aid kit, all combined in one Lexus branded bag.



Tracker The superb TRACKER system offers you a choice of stolen vehicle tracking solutions.



FINISHING TOUCHES



1 / Boot liner Made of plastic and with a raised lip around the edge, the boot liner provides tough protection for carpets against mud, dirt and liquids. Its non-slip surface pattern helps prevent bags and cases sliding around.

2 / Bumper Protection Plate Designed to protect the rear bumper paintwork against scratching when sliding heavy or awkward loads into the boot. It is also particularly effective for guarding the paintwork of the boot area. Available in black or silver.


3 / Door handle protection film Shaped to fit neatly into the door handle's concave grip area. The film is virtually invisible, yet provides tough protection against scratching by gloves, rings and keys.

4 / Textile floor mats Luxurious Lexus textile mats are made of acuvellour to complement the sound absorbing qualities of the IS carpets. They are shaped for a perfect fit and the driver's mat has a safety fixing to prevent it slipping.

5 / Rubber floor mats Black rubber mats for the ultimate in tough carpet protection against muddy or wet shoes and the ingress of dirt, sand and dust. The driver's mat has a special safety fixing device to hold it firmly in place.



PROTECTION



1 / Detachable towing hitch The Lexus detachable towing hitch is designed to integrate with the IS so that pulling and braking stress forces during towing distribute evenly to limit the risk of damage to the car. It has a 750 kg capacity, excluding the SE grade, and the hook can be removed when not in use. The system's wiring kit incorporates indicator failure detection and a buffer amplifier to shield the car's electrical system against faults.

2 / Socket adapters Lexus socket adapters enable you to safely and securely connect your car's towing hitch wiring harness to that of a trailer or bicycle holder even if the plugs don't match. Available in three versions: 7 pin (car) to 13 pin (trailer), 13 pin (car) to 7 pin (trailer), and 13 pin (car) to 12N-12S double socket (trailer).

3 / Roof bicycle holder For use with the Lexus roof rack, the lockable lightweight design has special grips to secure both the bicycle wheels and frame. Conveniently, the frame grip can be adjusted at roof height.

4 / Rear bicycle holder A lightweight high strength steel design for carrying one or two bicycles. It attaches to a Lexus towing hitch and features security locking. The integral lights/licence plate holder is available with either a 7 pin or 13 pin socket.



1 / Roof rack The lockable lightweight aluminium Lexus roof rack is easy to install and remove. Its design is aerodynamically shaped to reduce wind noise, while providing a strong base for the wide range of optional Lexus carrying attachments.

2 / Luxury ski and snowboard holder Carries six pairs of skis or four snowboards. The holder is lockable and has a push release for opening with gloved hands. It features a soft rubber inner lining to firmly grip skis or snowboards without damaging them and will slide to either side of the car for easier loading and unloading.

3 / 4 / Thule Motion 800 ski box A high capacity yet streamlined design. It can be opened from both sides for easy loading and unloading and, for added security, the central locking key cannot be removed until all locking points are closed. Internal volume: 460 litres.

Holds: 7 pairs of skis / 5 snowboards. Available in gloss black or gloss silver.

5 / Thule Pacific 700 ski box Aerodynamically shaped with a stylish 'aeroskin' textured lid. The box opens from both sides to simplify loading and unloading and has a central locking system with a key that cannot be removed until all the locking points are closed. Internal volume: 420 litres.

Holds: 6 pairs of skis / 4 snowboards. Finished in silver grey.

6 / Thule Pacific 200 luggage box Purposely designed to provide extra luggage capacity. The box is streamlined for reduced air resistance, wind noise and vibration. For convenience, the box can be opened from both sides to simplify loading and unloading. It features enhanced security multi-point central locking. Internal volume: 410 litres. In silver grey with an 'aeroskin' textured lid.



TOURING



SE:
Fabric / Tahara Trim **1** / Black
Inlay **A** / Black

EXECUTIVE EDITION:
Leather **4** / Black **6** / Ivory **7** / Grey
Inlay **A** / Black


LUXURY:
Fabric / Tahara Trim **1** / Black **2** / Grey
Leather* **4** / Black **6** / Ivory **7** / Grey
Inlay **A** / Black

ADVANCE:
Leather **4** / Black **6** / Ivory **7** / Grey
Inlay **A** / Black

SPORT:
Fabric / Tahara Trim **3** / Black & Grey
Inlay **A** / Black

F SPORT:
Fabric / Tahara Trim **1** / Black
Leather* **4** / Black **5** / Dark Rose
Inlay **B** / Aluminium look

PREMIER:
Leather **4** / Black **6** / Ivory **7** / Grey
Inlay **C** / Grey Gloss Wood Trim



*Optional

INTERIOR COLOURS



SONIC WHITE (085)*



F SPORT WHITE (083)**



VELVET BLACK (212)***



CELESTIAL BLACK (217)



MERCURY GREY (1H9)



AZURE BLUE (8X1)**



SATIN SILVER (1J4)



SONIC TITANIUM (1J7)



MESA RED (3R1)




FUJI RED (8V3)***

EXTERIOR COLOURS

* Not available on F SPORT.
** Exclusive to F SPORT.
*** Solid colour.

Please note: due to printing variances, actual paintwork colours may vary slightly from those illustrated.



INFORMATION CONTAINED IN THIS BROCHURE

We hope to have illustrated in these pages that Lexus creates vehicles of refinement, innovation and style. But only behind the wheel of one of our models can you truly experience the pleasure, performance and seamless anticipation of your needs as a driver at first hand. Simply consult your local Lexus Centre to arrange a test drive.

To find out more about Lexus vehicles or to simply locate your local Lexus Centre, please visit our website www.lexus.co.uk or call 0345 129 5484 (calls cost 2p per minute plus your phone company's access charge.)

Accuracy and Specification

All information contained in this brochure was correct at the time of going to print. Please note that while every effort is made to reproduce accurate information, we reserve the right to change specification, equipment and availability without prior notice. Images shown in this brochure may not be of UK models (for example, they may show left hand drive vehicles) and may illustrate equipment that is only available on selected grades. Therefore, this brochure cannot be regarded as infallible and, as such, does not constitute an offer for sale of any particular vehicle shown.

Fuel Consumption & emissions data

All miles per gallon (MPG), miles per hour (MPH) and CO₂ figures quoted in this brochure are sourced from official EU-regulated test results. These are provided for comparability purposes only and may not reflect your actual driving experience. Fuel consumption and emissions vary considerably depending upon driving style, conditions, vehicle load and speed.

In order to allow consumers to compare and make an informed choice between one vehicle and another, there is a European Commission standard (93/116/EC and 692/2008) to measure fuel consumption. This common standard must be adhered

to by all manufacturers selling motor vehicles in the EU and is the basis for all published fuel consumption figures. For information on how field consumption tests are performed, please visit: <https://www.dft.gov.uk/vca/fcb/faqs-fuel-consumptio.asp>.

Please note that any references to "zero emissions" contained in this brochure refer to the vehicle running in Electric Mode only. This is measurable at the point of driving only and reliant upon speed, distance covered and driving conditions.

Safe driving

Lexus is committed to promoting safe and responsible driving at all time. None of the images contained in this brochure should be taken to promote any unsafe driving practice. All sound, entertainment and navigation accessories that may be included in our vehicles should always be used alongside legal and attentive driving. Additionally, any driver assistance and other safety features included in our vehicles are not designed to substitute safe and careful driving.

End-of-life vehicles

Taking care of the environment is a priority for Lexus. We strive to minimise the environmental impact of our vehicles throughout their life cycle – from design, production, distribution, sales and service to end-of-life. For more detailed information on environmental performance please visit www.lexus.co.uk/environment.

About Lexus

Lexus is a division of Toyota (GB) PLC registered in England & Wales with company number 0916634 with its registered office at Great Burgh, Burgh Heath, Epsom, Surrey, KT18 5UX. Toyota (GB) PLC is an appointed representative of Toyota Insurance Management Limited and Toyota Financial Services (UK) PLC, both of which are authorised and regulated by the Financial Conduct Authority. Toyota (GB) PLC is a member of the Society of Motor Manufacturers and Traders.