



HYUNDAI | NEW THINKING.
NEW POSSIBILITIES.

new *i20*



INTRODUCING i20

The new Hyundai i20 COMBINING STYLE, CLEVER TECHNOLOGY AND EFFICIENCY

Introducing the exciting new i20. Stylishly modified to exude poise and authority. To incorporate our fluidic design philosophy we've completely re-sculpted our latest model. Along with a reworked front and back end there are also brand new headlamps that have been moulded into the exterior design. Clever features pack out the

interior, including a standard reversing camera on Style models, and under the bonnet it's just as impressive. Updated engines deliver fewer emissions than the previous model and we've also introduced a brand new 1.1 CRDi engine that delivers class leading fuel efficiency. As soon as you drive the new i20 you'll know it's the perfect choice.



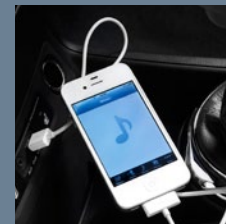


FEATURES

Little details. Big differences.

The new i20 is full of intelligent technologies that make your life easier. You'll also be impressed with the interior which is smart and stylish, with a variety of intuitive new features. In fact, with light and rain sensors available on the Style model, the i20's technologies will sense a change in conditions and adapt to the environment before you can.

Car shown not to UK specification.



USB AND AUX CONNECTIONS

Attach your compatible phone, MP3 player or USB device, so you can enjoy your favourite music.




AIR CONDITIONING WITH GLOVE COMPARTMENT COOLING FUNCTION

Maintain the perfect temperature inside the i20 with air conditioning. You can also make sure things stay cold in the spacious glove compartment thanks to a built-in cooling function which is available on the Classic, Active and Style models.



BLUETOOTH® CONNECTIVITY WITH VOICE RECOGNITION

Speak freely while keeping focused on the road thanks to Bluetooth® connectivity with automatic voice recognition. Available on Active and Style models.



ELECTRICALLY HEATED AND FOLDING DOOR MIRRORS

To make parking even easier on the Active 5 door and Style models, we've incorporated electrically heated and folding door mirrors, complete with LED indicators. It means you can squeeze into tight gaps and protect your mirrors by folding them away once you've parked.




REVERSING CAMERA

The automatically dimming rear view mirror with integrated reversing camera helps you see more when reverse parking. Coupled with standard reversing sensors on Style models, it's another one of the thoughtful little touches that make the i20 such a pleasurable car to drive.



RAIN SENSING FRONT WINDSCREEN WIPERS

When it starts to rain, the front windscreen wipers on the Style model sense the first drops and automatically apply the correct wiper speed, leaving you free to focus on the road ahead.



AUTOMATIC HEADLIGHTS

You'll appreciate the Style model's automatic headlights which come on when visibility starts to deteriorate - perfectly illuminating the road in front.



KEYLESS ENTRY WITH ENGINE START/STOP BUTTON

Keyless entry is a clever feature that enables you to get in your car quickly and start with the minimum of fuss, so you'll avoid having to fiddle about with your keys.

Optional at extra cost on Style as part of Convenience Pack

More miles. Fewer emissions.

The i20 is a fun car to drive, but that certainly doesn't mean we've compromised on efficiency. Quite the opposite. With a brand new engine and several updated ones, you'll be able to drive the i20 further than before on a single tank, saving you money at the pumps too.

The 1.2 petrol engine produces more power than its predecessor whilst improving economy and reducing CO₂ emissions. Blue Drive technologies have been applied to the 1.4CRDi 90PS engine on the Active model, bringing its emissions down to just 96g/km. And our Blue model, with its 1.1 CRDi engine and Blue Drive technology, sets an incredible benchmark by delivering up to 88.3mpg and emitting just 84g/km of CO₂ - the lowest emissions of any conventional petrol or diesel engine. You'll want to drive the new i20 for longer than ever. Thanks to its efficiency, now you can.



5 Year Triple Care



FIVE YEAR UNLIMITED MILEAGE WARRANTY

It's exactly as the title suggests: a five year, manufacturer-backed Unlimited Mileage Warranty*, so you can drive with complete peace of mind at all times.

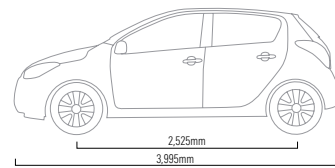
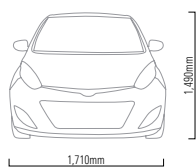
FIVE YEAR ROADSIDE ASSISTANCE

You'll benefit from free, 24-hour roadside assistance anywhere in the UK or Channel Islands.

FIVE YEARS OF VEHICLE HEALTH CHECKS

Your Hyundai dealer will carry out an annual vehicle health check on key areas of your i20.

* Vehicles used for taxi or private hire uses are covered by a five year, 100,000 mile warranty. 5 Year Triple Care terms and exclusions apply. Please see www.Hyundai.co.uk/owners/triple5 or ask your local Dealer.



Car shown not to UK specification.

	1.2 Petrol 5 Speed Manual	1.4 Petrol 6 Speed Manual	1.4 Petrol 4 Speed Auto	1.1 CRDi 75PS 6 Speed Manual**	1.1 CRDi 75PS Blue Drive 6 Speed Manual**	1.4 CRDi 90PS Blue Drive 6 Speed Manual	1.4 CRDi 90PS 6 Speed Manual
ENGINE							
Displacement (cc)	1,248	1,396	1,396	1,120	1,120	1,396	1,396
Max power (kW/BHP)	62/84 @ 6,000	74/99 @ 5,500	74/99 @ 5,500	55/74 @ 4,000	55/74 @ 4,000	66/89 @ 4,000	66/89 @ 4,000
Torque (Nm/lbs ft)	120/88 @ 4,000	137/101 @ 4,200	137/101 @ 4,200	180/133 @ 1,750~2,500	180/133 @ 1,750~2,500	220/162 @ 1,500~2,750	220/162 @ 1,500~2,750
SUSPENSION							
Front	McPherson strut type with gas shock absorbers						
Rear	Coupled torsion beam axle with gas shock absorbers						
STEERING							
System	Rack and Pinion with Electric Power Assistance						
Steering wheel lock to lock turns	2.80						
Turning radius (metres)	5.2						
FUEL CONSUMPTION & EMISSIONS - CLASSIC							
Urban mpg (l/100km)*	46.3 (6.1)	—	—	61.4 (4.6)	—	—	—
Extra urban mpg (l/100km)*	67.3 (4.2)	—	—	83.1 (3.4)	—	—	—
Combined mpg (l/100km)*	57.6 (4.9)	—	—	74.3 (3.8)	—	—	—
CO ₂ Emissions (g/km) †	114	—	—	99	—	—	—
FUEL CONSUMPTION & EMISSIONS - BLUE							
Urban mpg (l/100km)*	—	—	—	—	78.5 (3.6)	—	—
Extra urban mpg (l/100km)*	—	—	—	—	94.2 (3.0)	—	—
Combined mpg (l/100km)*	—	—	—	—	88.3 (3.2)	—	—
CO ₂ Emissions (g/km) †	—	—	—	—	84	—	—
FUEL CONSUMPTION & EMISSIONS - ACTIVE							
Urban mpg (l/100km)*	46.3 (6.1)	40.4 (7.0)	34.9 (8.1)	61.4 (4.6)	—	70.6 (4.0)	—
Extra urban mpg (l/100km)*	67.3 (4.2)	67.3 (4.2)	58.9 (4.8)	83.1 (3.4)	—	83.1 (3.4)	—
Combined mpg (l/100km)*	57.6 (4.9)	54.3 (5.2)	47.1 (6.0)	74.3 (3.8)	—	76.3 (3.7)	—
CO ₂ Emissions (g/km) †	114	122	140	99	—	96	—
FUEL CONSUMPTION & EMISSIONS - STYLE							
Urban mpg (l/100km)*	46.3 (6.1)	39.8 (7.1)	—	—	—	—	56.5 (5.0)
Extra urban mpg (l/100km)*	67.3 (4.2)	62.8 (4.5)	—	—	—	—	74.3 (3.8)
Combined mpg (l/100km)*	57.6 (4.9)	52.3 (5.4)	—	—	—	—	65.7 (4.3)
CO ₂ Emissions (g/km) †	114	126	—	—	—	—	110

*The results given above do not express or imply any guarantee of fuel consumption of any model to which this brochure refers. The driver's style and road traffic conditions, as well as the extents to which the vehicle has been driven and the standard of maintenance, will affect its fuel consumption. ** Available June 2012. †g/km = grams of emitted substance per kilometre travelled. CO₂ = Carbon Dioxide


Specifications shown in this brochure are based upon the latest available information at the time of printing. The colours and finishes reproduced in this brochure are subject to the limitations of the printing process and may vary from the actual colour and paint finish.

In line with our policy of continual product improvement Hyundai Motor UK Ltd reserves the right to make changes at any time, without notice, to prices, colours, material, design, shape, specifications and models, and to discontinue items. For the latest details, please consult your Hyundai dealer



This brochure is printed on FSC® (Forestry Stewardship Council) certified paper which has been produced at a mill and printed by a printer that has been certified to the ISO 14001 environmental standard using vegetable oil based inks and aqueous based coatings. It can be disposed of by recycling, incineration for recovery or is biodegradable.

Your local Hyundai dealer



Customer enquiries: 0800 981 981

Model on front cover: New Hyundai i20 Style in Clean Blue pearl paint. 05/12 HB2452



Hyundai Motor UK Ltd
728 London Road
High Wycombe, Bucks HP11 1HE
T: 01494 428600 F: 01494 428699

www.hyundai.co.uk

New i20 Price Guide

April 2012

	FUEL TYPE	CO ₂ EMISSIONS G/KM	VED BAND	BASIC RETAIL PRICE	VAT	RETAIL PRICE	RECOMMENDED ON THE ROAD PRICE	P11D VALUE	BIK TAX %
Classic									
1.2 3dr	P	114	C	7,805.00	1,561.00	9,366.00	9,995.00	9,940.00	13
1.2 5dr	P	114	C	8,305.00	1,661.00	9,966.00	10,595.00	10,540.00	13
1.1 CRDi 75PS 5dr	D	99	A	9,305.00	1,861.00	11,166.00	11,795.00	11,740.00	13
Blue									
1.1 CRDi 75PS Blue Drive 5dr	D	84	A	9,305.00	1,861.00	11,166.00	11,795.00	11,740.00	13
Active									
1.2 3dr	P	114	C	8,596.67	1,719.33	10,316.00	10,945.00	10,890.00	13
1.2 5dr	P	114	C	9,138.33	1,827.67	10,966.00	11,595.00	11,540.00	13
1.4 5dr	P	122	D	9,555.00	1,911.00	11,466.00	12,095.00	12,040.00	15
1.4 5dr auto	P	140	E	10,330.00	2,066.00	12,396.00	13,145.00	12,970.00	19
1.1 CRDi 75PS 5dr	D	99	A	10,138.33	2,027.67	12,166.00	12,795.00	12,740.00	13
1.4 CRDi 90PS Blue Drive 5dr	D	96	A	10,721.67	2,144.33	12,866.00	13,495.00	13,440.00	13
Style									
1.2 5dr	P	114	C	9,763.33	1,952.67	11,716.00	12,345.00	12,290.00	13
1.4 5dr	P	126	D	10,388.33	2,077.67	12,466.00	13,095.00	13,040.00	16
1.4 CRDi 90PS 5dr	D	110	B	11,388.33	2,277.67	13,666.00	14,295.00	14,240.00	16
OPTIONAL EXTRAS									
Metallic / Pearl Paint				354.17	70.83	425.00			
Convenience Pack* Includes: Keyless Entry with Engine Start/Stop Button, Supervision Cluster and Chrome Exterior Door Handles				437.50	87.50	525.00			

* Available on Style models via special order only. Hyundai UK does not hold stock of derivatives with this option and therefore factory lead times will apply when placing your order.

† Please contact your dealer for the latest list of compatible mobile phones.



**NEW THINKING.
NEW POSSIBILITIES.**

New i20 Model Details

Classic

Classic offers the following features as standard:

- 15" Steel Wheels
- 4 Speakers
- Air Conditioning
- Anti-lock Brakes (ABS) with Electronic Brake force Distribution (EBD)
- Body Coloured Bumpers
- Cloth Upholstery
- Driver's Seat Height Adjustment
- Eco Drive Indicator (manual transmission only)
- Electric Front Windows
- Electronic Stability Programme (ESP)
- Glove Compartment with Cooling Function
- Height and Reach Adjustable Steering Column
- Rear ISOfix Child Seat Anchorage Points (outer seats only)
- Remote Central Locking
- Stereo RDS Radio/CD Player with MP3 Compatibility
- Temporary Spare Wheel
- Trip Computer
- USB and Aux Connections
- Vehicle Stability Management (VSM)
- 5 Year Triple Care Package
- 10 Years' Anti-Perforation Warranty

Blue

Blue benefits from a collection of smart technologies to reduce CO₂ emissions and improve MPG

Blue removes the following features over Classic:

- Air Conditioning and Glove Compartment with Cooling Function

Blue offers the following features:

- Intelligent Stop & Go (ISG)
- Low Rolling Resistance Tyres

Active

Active offers the following features over Classic:

- 15" Alloy Wheels
- 6 Speakers
- Bluetooth® Connectivity with Voice Recognition†
- Body Coloured Door Handles and Mirrors
- Driver's Side Safety Window with Anti-trap Function
- Electric Heated Door Mirrors
- Electric Rear Windows (5 door only)
- Folding Door Mirrors with Integrated Side Repeater Lamps (5 door only)
- Front Fog Lights
- Leather Gear Knob
- Leather Steering Wheel
- Steering Wheel Audio Controls

Style

Style offers the following features over Active:

- 16" Alloy Wheels (15" Wheels on 1.2)
- Automatic Headlights
- Automatically Dimming Rear View Mirror with Reversing Camera
- Climate Control
- LED Daytime Running Lights
- Rain Sensing Front Windscreen Wipers
- Reversing Sensors



NEW THINKING.
NEW POSSIBILITIES.