



NEW THINKING.  
NEW POSSIBILITIES.

# *SONATA* hybrid





## REBIRTH OF ALL NEW SONATA HYBRID

All discoveries are about amazement at encountering new things. All new Sonata Hybrid has more sophisticated and refined interior / exterior design, enhanced economy, precise driving performance and spacious room for passengers. In the all new Sonata Hybrid, you will experience the amazement of discovering new things.





## ATTRACTIVE DESIGN

Sonata Hybrid perfectly expresses Fluidic Sculpture 2.0—Hyundai's unique design philosophy. The headlamp design evokes the image of the eyes filled with confidence and strength. The bumper edge and the character line design shows discipline. In addition, LED Daytime running light (DRL) lamp is a thing of beauty. All new Sonata Hybrid expresses the quintessence of Hyundai's Fluidic Sculpture 2.0 design principle.



Sonata Hybrid is not designed merely to look good. On the contrary, the design of Sonata Hybrid integrates Hyundai's cutting-edge technology. The HID headlamp boasts excellent brightness and visibility while the LED Daytime running light (DRL) lamp enables safe driving during the day. The bumper edge and the rear spoiler with disciplined design create smooth air flow and minimize the air resistance to enhance fuel economy. These are some of the technologies that are incorporated in the design of Sonata Hybrid.







## TECHNOLOGY OF FUTURE

Sonata Hybrid has turned the technology of future into reality. Nu 2.0 GDi hybrid-only engine with the maximum output of 156 ps, 38 kW traction motor and 270 V lithium polymer battery produce the best traction motor performance and fuel economy among competitors. At the same time, the hybrid-only 6-speed automatic transmission system creates the feeling of smooth speed gear shift and dynamic driving experience through excellent traction motor control and assist.



6-SPEED AUTOMATIC TRANSMISSION



INTEGRATED DRIVING MODE SYSTEM




### 2.0 HYBRID ENGINE (NU 2.0 GDI)

The power and performance generated from outstanding fuel efficiency of 4.7 L / 100 km, CO<sub>2</sub> 109g / km (based on 17" wheel), maximum output of 156 ps at 6,000 rpm, and torque of 19.3 kgf.m at 5,000 rpm set new standards for a hybrid vehicle engine.



# TECHNOLOGY IS PERFECTED THROUGH DETAILS

Enhancement in fuel economy and driving performance comes from flawless technology and details applied to perfect the vehicle. Sonata Hybrid features various aerodynamic technologies that control the airflow and the parts produced through constant technological innovation to achieve optimum performance. Also, regenerative braking, traction motor, lithium polymer battery and hybrid engine all work together precisely to help enhance driving performance even further.



## A. ACTIVE AIR FLAP

An active air flap controls air inflow to apply proactive cooling control to the engine. Closing at higher speeds to reduce drag, it enhances performance and fuel efficiency.

## B. AIR CURTAIN


Accelerated air flow at the front of the vehicle forms an air curtain that dramatically reduces the drag effect caused by turbulent air for improved aerodynamics.

## C. CENTER FLOOR AND SIDE SILL MOLDING

A center floor and side sill molding undercover allow for the smooth flow of air underneath the car, improving fuel efficiency and performance.

## D. REAR SPOILER

The elegantly shaped rear spoiler and precisely designed rear lamps were created with full consideration for optimum aerodynamics. Rear spoiler also reduces the drag effect.



## EFFICIENT DRIVING MODE



<b>MOTOR : EV mode</b> Hybrid system is ready but not activated at this point.	<b>MOTOR : EV mode</b> At low speeds, only the traction motor is in operation. No fuel consumed. No engine noise.	<b>Engine + Motor</b> Hybrid engine starts automatically. Hybrid engine and traction motor function in tandem to increase power and efficiency.	<b>Engine + Motor</b> Hybrid engine and traction motor provide the torque and power to climb inclines comfortably.	<b>Engine + Motor</b> Either the hybrid engine or traction motor is active. Battery is auto-recharged when running low.	<b>Recharge</b> Hybrid engine stops. Braking energy is captured and used to recharge the battery.	<b>Engine Hold</b> When stationary, both hybrid engine and traction motor stop completely. Zero fuel consumption. Zero emissions.
---	--	--	---	--	--	--

## E. TRACTION MOTOR

A traction motor is a core part of a hybrid vehicle system. As well as providing power on its own, in hybrid mode (HEV) it assists the hybrid engine and recharges the battery during deceleration.

## F. HYBRID ENGINE

A powerful hybrid engine is coupled with an efficient traction motor to deliver high performance and exceptional fuel economy.

## G. REGENERATIVE BRAKING

Regenerative braking is where energy lost during braking is recovered and stored for use during normal driving. When the hybrid engine decouples from the traction motor during braking, it acts as a generator, recharging the battery.

## H. LITHIUM POLYMER BATTERY

A 270V lithium polymer battery efficiently controls electrical energy while also delivering safety through proven cooling performance. The battery is now being stored in the tire well. Lithium polymer battery has an outstanding durability.




## I. ECO DRIVING MODE

Eco driving mode indicates average fuel efficiency and also tells you how the vehicle is using energy to help you maintain more fuel-efficient driving.



## J. ECO GUIDE GAUGE

This lets you know at a glance how efficiently you're driving. When the needle is in the Blue Zone, the vehicle is operating in the most efficient range.



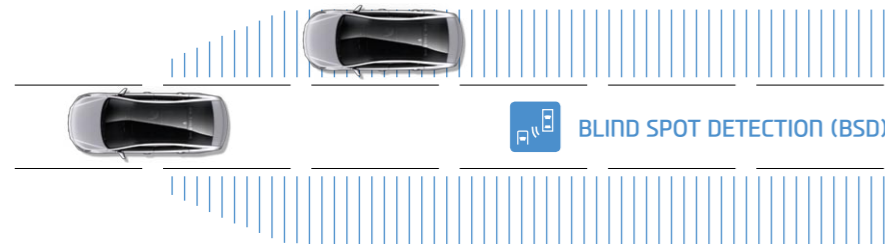
## K. MY DRIVING MODE

My Driving mode helps you achieve more fuel efficiency by indicating the proportion of economic driving, normal driving, and non-economic driving.



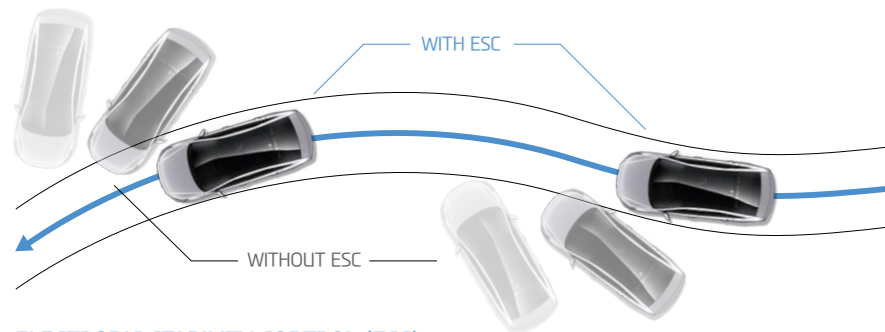
## IN SONATA HYBRID, EVERYTHING BEGINS WITH SAFETY

Sonata Hybrid was built on the idea that safety comes first above all else. Advanced High Strength Steel (AHSS) is used for 51% of the vehicle body while an enhanced jointing method provides even more solidity for the passenger space. A 6-airbag system protects passengers in all directions should a collision occur, while a range of advanced technological systems are used to identify risks to help prevent accidents, which include Blind Spot Detection (BSD) and Front and Rear Parking Assist System (PAS) as well as Electronic Stability Control (ESC).



### BLIND SPOT DETECTION (BSD)

The Blind spot detection (BSD) is a cutting-edge safety system installed on both sides of the rear bumper. It detects vehicles in your blind spot or approaching from the rear at high speeds, alerting you to their presence by means of a blinking light on the outside mirror.



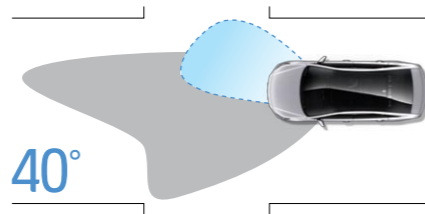
### ELECTRONIC STABILITY CONTROL (ESC)

If the vehicle has to suddenly brake or swerve, electronic stability control automatically controls the braking and steering functions to restore and maintain stability.



### FRONT & REAR PARKING ASSIST SYSTEM (PAS)

With the aid of sensors at the front and rear of the car that sound a warning if you get too close to obstacles, you can park swiftly and safely.



### STATIC BENDING LIGHTS (SBL)

The Static bending lights (SBL) turn according to the direction of steering when you drive at night. They provide wider visibility when entering corners for enhanced safety.



## ADDING TO JOY OF DRIVING

A wide range of multimedia functions featured in Sonata Hybrid add to joy of driving. Sonata Hybrid has high quality speakers located in various locations of the car that produce surround sound effect, Bluetooth that can be connected to various devices, USB and AUX ports for convenience, intuitive and aesthetic displays and even a remote control with excellent operability. Sonata Hybrid features a wide range of functions that allow you to enjoy driving in comfort.

### A. PREMIUM SOUND SYSTEM

The Infinity sound system is a high-quality audio set-up that delivers a surround-sound musical experience through eight optimally tuned high performance speakers and sub-woofers.

### B. CONNECTIVITY (USB, AUX)

Plug your mobile device into the AUX & USB socket, and you can play your favorite tunes from stored music files.


### C. 8" COLOR TFT NAVIGATION SYSTEM

A navigation system with exceptional legibility and maneuverability effectively conveys information such as routes and shortest path to destination.


\* Navigation system is only available in select regions.

### D. AUDIO REMOTE CONTROL

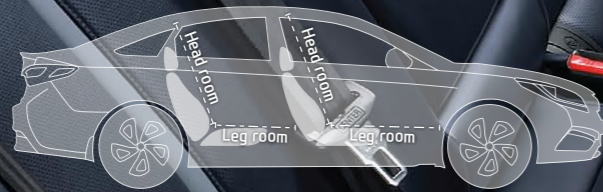
For enhanced safety, the audio switch is positioned for thumb control only.







Luggage capacity 380 liters



Passenger capacity 3,007 liters

Head room 1,025 mm (Front) / 975 mm (Rear)  
Leg room 1,155 mm (Front) / 905 mm (Rear)

## RELAXATION ALL AROUND

Sonata Hybrid provides the best interior space among all its competitors. Sonata Hybrid provides enhanced stability support for driving posture by lowering the seat height by 13mm, increasing the backseat headroom by 5mm and increasing the backseat legroom by 25mm compared to the previous model of Sonata Hybrid. The new Sonata Hybrid also has the luggage capacity expanded by 36L by relocating the battery to the tire well.

\* Luggage capacity figures are based on SAE standards.





## IT'S ALL IN THE DETAILS

Sonata Hybrid offers outstanding comfort and safety in driving experience. All possible factors were carefully considered in its vehicle design, including the driver's eye level and motions during driving to the feeling of holding the steering wheel and touching the touchscreen. Moreover, Sonata Hybrid features the supervision cluster, which was designed specifically for Sonata Hybrid and offers outstanding visibility. Also, the ergonomically designed T-shaped center fascia achieves optimal human-to-machine interface.




### SUPERVISION CLUSTER WITH 4.2" COLOR TFT LCD

The 4.2" color TFT supervision cluster provides drivers with a comprehensive range of vehicle information to support more economically efficient driving. Designed specifically for Sonata Hybrid, the cluster is visually intuitive and offers optimum readability, with a Hybrid Technology Display informing you of your eco levels and helping you maximize your fuel economy.









**A NEW DISCOVERY, A NEW START**

With the Sonata Hybrid, every journey is a journey of discovery. Surprise, excitement and joy are all waiting to be found as soon as you take the wheel.



## FEATURES THAT MAKE THE DRIVE UNIQUE

It's not just the Sonata Hybrid's exceptional technology that makes it unique. It's also its incomparable combination of style and convenience—attributes that place it out in front when it comes to driving pleasure.



### A. Smart trunk system

The trunk opens automatically by sensing your presence with the smart key—there's no need to press any button. Perfect when your arms are full and when carrying heavy loads.



### B. Heated steering wheel

A heated steering wheel provides a warm, comfortable grip during cold weather to improve the driving experience.



### C. Front & rear seat warmer

Seat warmers in both the front and rear seats keep all occupants warm and comfortable even on the coldest days.

\*The heated regions of the rear seat may vary depending on the specification.



### D. Seat folding system (6:4 type)

The rear seats can be folded in a 6:4 ratio, a real help during leisure activities and when you're carrying different types of cargo.



### E. Seat ventilation system

The fans in the cushions and at the back of the front seats absorb and ventilate the air inside the car to provide a pleasant ride.



### F. Rain sensor

A sensor installed on the windshield detects the amount of rainfall and automatically sets the wiper speed to the optimum level.



### G. Manual rear window curtains

Side curtains in the rear windows provide privacy for passengers and also block intense sunlight for more comfortable driving.



### H. Panorama sunroof

What can be better than throwing open the sunroof on a fine sunny day? The wide panorama sunroof lets in light and sunshine, providing a wonderful feeling of space.



### I. Electric backlite curtain

If the sunshine is too strong or you simply want a little more privacy, an electric backlite curtain is operated at the touch of a button.



### J. Integrated memory system (IMS)

The Integrated memory system (IMS) memorizes driver seat positions and outside mirrors, convenient for when two people share one car. Each setting can be returned to the original one with one touch.



### K. Driver's power seat

Offering almost limitless adjustability and operating with a fingertip control, the 8-way driver's power seat ensures the driver is always in the right position.



### L. Electric parking brake (EPB)

The electric parking brake operates with simple button control for excellent parking convenience.



### M. Full auto air conditioning system

Separate air conditioning for the driver's and front passenger's seats allows the interior temperature to be adjusted automatically to each one's needs for a pleasantly maintained.



### Hybrid alloy wheels

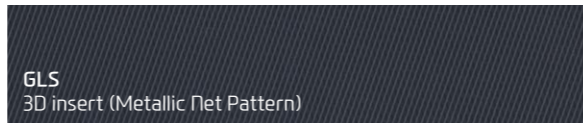
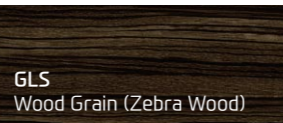

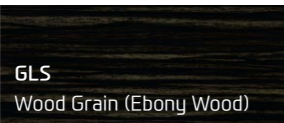
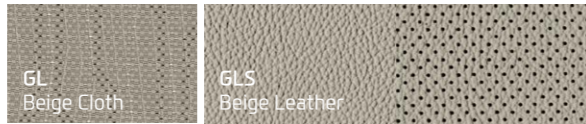

Sonata Hybrid offers a choice of wheels ranging from 16" to 17". The flangeless design translates into a cleaner, larger and sportier appearance.

\*The images in this brochure show full option cars.


\*Depending on the region, there may be some differences.




## INTERIOR TRIMS



## EXTERIOR COLORS



Ice white WW7




Platinum silver Y7S




Polished metal V7S



Ice mint Z7E




Aquamarine XU7



Night sky NU7



Phantom black TB7



Remington red RER

## SPECIFICATIONS

		Type			
Dimensions (mm)	Exterior	Overall length (mm)			4,855
		Overall width (mm)			1,865
		Overall height (mm)			1,485
		Wheel base (mm)			2,805
		Wheel tread (mm)	Front	16" alloy wheels 1,614 / 17" alloy wheels 1,602	
		Rear	16" alloy wheels 1,621 / 17" alloy wheels 1,609		
	Interior	Head room (mm)	Front	1,025	
			Rear	975	
		Leg room (mm)	Front	1,155	
			Rear	905	
Shoulder room (mm)		Front	1,470		
	Rear	1,435			
		2.0 Hybrid engine		Traction motor	
Displacement (cc)	1,999	Motor type	Permanent Magnet Synchronous Motor (PMSM)		Power output (kW)
Max. Power (ps / rpm)	156 / 6,000	Max. Power (kW / rpm)	38 / 1,770~2,000		Type
Max. Torque (kgf.m / rpm)	19.3 / 5,000	Max. Torque (Nm / rpm)	205 / 0~1,770		Voltage (nominal. v)
				Battery	
				56	
				Lithium Polymer Battery (LiPB)	
				270	

- The above values are results from internal testing and are subjected to change after validation.
- Some of the equipment illustrated or described in this catalog may not be supplied as standard equipment and may be available at extra cost.
- Hyundai Motor Company reserves the right to change specifications and equipment without prior notice.
- The color plates shown may vary slightly from the actual colors due to the limitations of the printing process.
- Please consult your dealer for full information and availability on colors and trims.

## DIMENSIONS

Unit : mm



1,602 \*

1,865



965

2,805

1,085

1,485



1,609\*

\*Wheel tread •16" alloy wheel (Front / rear) : 1,614 / 1,621 •17" alloy wheel (Front / rear) : 1,602 / 1,609





## NEW THINKING. NEW POSSIBILITIES.

People's expectation toward individual mobility requires more than just a convenient means of transportation. The old understanding of cars has become outdated. A car represents individuals' lifestyles, and it became an integral part of their lives. At the same time, the automobile industry has experienced seismic change. Hyundai Motor Company has grown rapidly to become one of the largest automakers, backed by world class production capability and superior quality. We have now reached a point where we need a qualitative approach to bring bigger ideas and relevant solutions to our customers. This is an opportunity to move forward and we have developed a new brand slogan that encapsulates our willingness to take a big leap. Led by our new slogan and the new thinking underlying it, we will become a company that keeps challenging itself to unlock new possibilities for people and the planet.



**Hyundai Motor Company**  
[www.hyundai.com](http://www.hyundai.com)

ME. LHD 1503 ENG. ID-KM

Copyright © 2015 Hyundai Motor Company. All Rights Reserved.

[www.facebook.com/hyundaiworldwide](https://www.facebook.com/hyundaiworldwide)  
[www.youtube.com/hyundaiworldwide](https://www.youtube.com/hyundaiworldwide)  
[plus.google.com/+hyundai](https://plus.google.com/+hyundai)

