

  
**HYUNDAI** | NEW THINKING.  
NEW POSSIBILITIES.

THE ALL NEW  
**SONATA**  
ADMIRER GLOBALLY





## THE ALL NEW SONATA

The epitome of luxury and cutting-edge technology

The Sonata is a product of our efforts to bring art to automobile design. Our endeavour to seamlessly blend the highest caliber of contemporary engineering with the craft and beauty of an artist's work. To fuse advanced technology with stunning natural design and create the most desirable automotive art form possible.




## ART ARCHITECTURE

Art. It's more than just a word. Art means finding inspiration in unusual places and then using it to perfect something else. Like the silhouette of an orchid that lends its shape to a car or the beauty of a waterfall captured in the fluidic lines of a front grille. Art is the new Sonata.

The Sonata embraces Hyundai's 'Fluidic Sculpture' design philosophy where refined lines meet powerful function like never before. This is automotive design distilled down to its true essence.

**FRONT GRILLE**  
Inspired by a cascading waterfall, the metallic chrome grille gives the all new Sonata a fluidic look that enhances its smooth lines and aesthetic appeal.



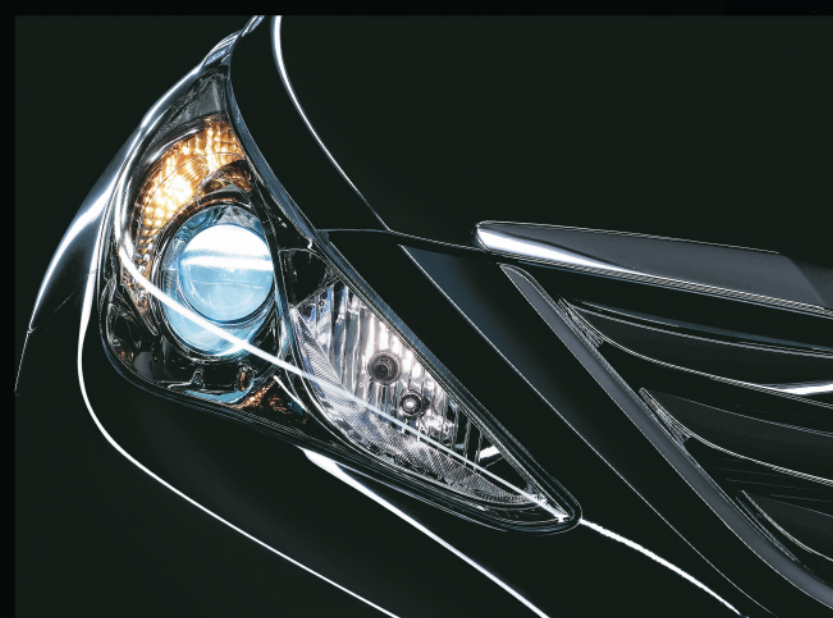
**LED OUTSIDE MIRROR SIDE REPEATERS**  
Seamlessly encased into the surface of the housing, the LED lamps on the wing mirrors offer enhanced visibility to oncoming traffic while cornering.



**FOG LAMPS**  
Style meets safety with fog lamps that blend into the curves of the bodywork but deliver visibility when you need it.



**WRAP-AROUND LED REAR COMBINATION LAMPS**  
Energy-saving LED illumination moulded into the side and rear of the Sonata increases safety by enhancing visibility in both day and night conditions.



**HIGH INTENSITY DISCHARGE (XENON) HEADLAMPS**  
With its Cat-eye shape, the Sonata's headlamps deliver superior visibility while driving at night.



**SPORTY DUAL EXHAUSTS**  
Chrome tipped dual exhausts lend a sporty touch to the refined look of the rear of the car.




**SIDE CHROME LINE**  
The side chrome strip enhances the forceful lines of the Sonata, accentuating its fluidic nature.

FROM BEAUTY FLOWS PERFORMANCE

INSPIRED BY NATURE

Inspired by the delicate contours and effortless grace of an orchid, the Sonata is a study in elegance. Each aspect, each curve has been designed with cues from nature, making for a sedan that displays the sort of innate beauty only nature can boast of.



PRECISION AT YOUR FINGERTIPS.

Personal space is a priority in the Sonata with its roomy interiors and generous storage compartments. Add to that a host of innovative features and you have a car that's as comfortable as comfortable can get. From luxurious two-tone interiors to stainless steel door scruff plates, from synthetic leather door trims to LED room lamps and front seat reading lights, the Sonata is designed for luxury with precision and an eye for detail.



**CENTER CONSOLE**  
The Sonata is an audiophile's heaven with a 2-DIN CD/radio stereo system that delivers your favourite music to you at the touch of a button. The blue illumination on the center console is pleasing to the eye and adds to the ambience during long drives.



**iPOD®, AUX AND USB PORT**  
Play your favourite music, no matter what the format thanks to this nifty feature that lets you plug in your mobile music device or phone.



**POWER ADJUSTABLE SEAT WITH MEMORY FUNCTION**  
An advanced memory function retains the driver settings for two driving positions and an electrically adjustable 10-way driver seat with lumbar support provides optimal seating arrangements.



**STEERING WHEEL WITH MOUNTED AUDIO AND BLUETOOTH CONTROLS**  
Inspired by the profile of a butterfly, the new Sonata's steering wheel comes with steering mounted audio controls allowing the driver to control the audio system and receive calls, all without taking his hands off the steering wheel.



**DELUXE CENTER ARMREST**  
The center armrest's multi-box access opens different compartments for a number of things from CDs to keys or other knick knacks, all the while giving you a place to rest your arm while driving.



**FOOT PARKING BRAKE**  
The Foot Parking Brake immobilizes the car, making for easy and secure parking.



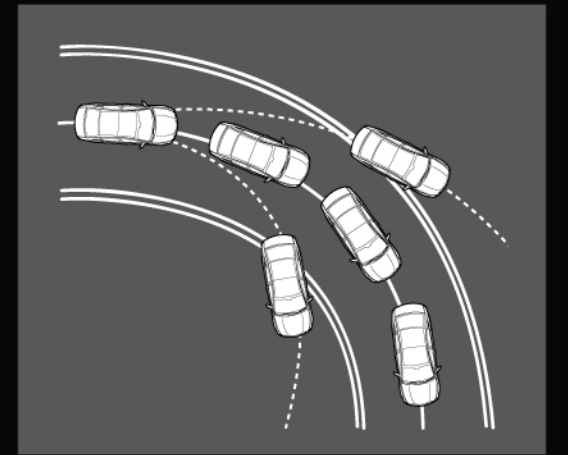
Advanced airbag technology  
A total of 6 airbags are built-in. They include full-length curtain airbags along with dual front and side airbags.

### REASSURANCE REDESIGNED


Keeping you and your loved ones safe is a basic and essential concern when deciding on which vehicle to buy. The New Sonata provides an ideal combination of active and passive safety features so you can rest assured.



**ACTIVE HEADREST**  
In the event of a rear-end collision, active headrests channel the force of the driver and passenger's size and weight to help support the body.



**ESP (ELECTRONIC STABILITY PROGRAM)**  
ESP detects unusual movements caused by sudden braking or swerving. Sensing wheel speed and input from the pedals, it regulates engine torque and braking force so that you maintain control at all times.



**ASD (AMPLITUDE SELECTIVE DAMPER)**  
This feature works by varying the car's shock absorption capabilities to increase stability and comfort. Whether driving on a smooth, well-maintained road or a bumpy, uneven one, a comfortable ride and steady handling are preserved.



**DISC BRAKES**  
Disc brakes have been added to the new Sonata for extra stopping power. The discs on the wheels and an electronic anti-lock system guarantees prompt and safe braking.



#### GDI ENGINE

Delivering 201 PS of power, the new 2.4L GDI engine proves its might as the most powerful in-line engine in the segment. Optimum power with fuel efficiency and low exhaust emissions are made possible by directly injecting high pressure fuel into the combustion chamber while harnessing the benefits of Dual Continuously Variable Timing Valve Terrain (D-VTVT).

#### DRIVER INFORMATION SYSTEM

The new Sonata comes equipped with an onboard computer that displays useful information such as journey time, helping you manage your trips better. The Vacuum Fluorescent Display Cluster (VFD) contains the rev counter and the speedometer, illuminated with blue lighting for optimum readability.



#### SMART KEY WITH PUSH BUTTON START

The all new Sonata has special sensors that detect the key's presence facilitating remote locking and unlocking of the doors. Added to that is the keyless start system that enables keyless ignition and remote opening of the doors and boot.

#### PADDLE SHIFTERS

Paddle Shifters located behind the steering wheel offer lightning fast gear shifts without taking your hands off the steering wheel thereby adding to the thrill of driving.

#### 6-SPEED M/T

The Sonata's 6-speed Manual transmission boasts of exceptional shift quality, NVH characteristic durability, and comes with a shift indicator to encourage optimum driveability.

#### 6-SPEED A/T

Never miss another shift. The step-gate shift pattern of the 6-speed automatic transmission, together with the secure feel of the gear stick decreases the chances of engaging the wrong gear.



**LUXURY REINVENTED**  
The Sonata delivers power, functionality and form in an irresistible package that's sure to change the way the world looks at sedans. From its luxury trims to its innovative features, everything is engineered with precision and an eye for detail.



**ELECTRO-CHROMIC MIRROR WITH CAMERA**  
While the Electro-Chromic mirror reduces light intrusion from vehicles following you, the rear-mounted camera lets you reverse and park safely.



**GLASS ANTENNA**  
The antenna for the radio is inconspicuously located in the rear window to provide great reception and maintain the fluidic profile of the new Sonata.



**Ventilated Seats**  
To keep you feeling fresh even on the longest journey, the seat ventilation ensures that air circulates throughout the seat constantly, removing moisture and helping prevent discomfort while reducing driving fatigue.



**Cruise Control**  
Driving on busy highways and freeways is more relaxing with cruise control as it maintains the desired speed giving you total peace of mind. Available only in automatic transmission.



**REAR SEAT CENTER ARM REST CONTROLS**  
The rear seat arm rest comes with a special entertainment and comfort control center that allows the rear passengers to control both temperature and audio.



**ORGAN-TYPE ACCELERATOR PEDAL**  
As you accelerate smoothly, your foot and ankle travel in the same trajectory as the pedal itself, in line with the natural movement of your leg, making for a more comfortable drive.



**SEAT WARMER**  
Both front seats are equipped with electronic seat warmers providing extra comfort to the front passengers.



**FULL AUTO AIR CONDITIONING**  
Once the temperature is set, the system automatically regulates the temperature in the car for both the driver and passengers.



**HEADLAMP WASHER**  
Maintaining headlamp output is extremely important during inclement weather conditions. The Sonata has a strong jet of water that washes the headlamp in frosty or dusty conditions, for better visibility and enhanced safety.



**REAR AIR VENTILATION**  
Fully adjustable, the rear air jet housings blend smoothly into the sculpted form of the trim while letting the passengers enjoy fresh air.

## TECHNICAL SPECIFICATIONS

ITEMS	MT	AT
<b>DIMENSIONS (mm)</b>		
Overall Length	4,820	
Overall Width	1,835	
Overall Height	1,490	
Wheelbase	2,795	
Ground Clearance	155	
Fuel Tank Capacity (L)	70	
<b>ENGINE</b>		
Type	2.4L GDI	
Displacement (cc)	2,359	
Maximum Power (ps/rpm)	201 / 6,300	
Maximum Torque (kgm/rpm)	25.5 / 4,250	
<b>TRANSMISSION</b>		
Type	6-Speed MT	6-Speed AT
<b>SUSPENSION</b>		
Front	MacPherson Strut Type	
Rear	Multi Link Type	
<b>BRAKES</b>		
Front	Ventilated Disc	
Rear	Solid Disc	
<b>TYRE</b>		
Size	215/55 R17 Tubeless	

## FEATURES

SAFETY
Dual front airbags with passenger detection system
Side and curtain airbags
Active head rest
Electronic Stability Program (ESP) with ABS, EBD & Brake assist
Rear parking assist system with display on instrument cluster
Impact sensing door unlock
Speed sensing auto door lock
Height adjustable front seat belts
Engine immobiliser
Keyless entry with security alarm
Central door locking
Door courtesy lamp
Rear defogger with timer
ECM (Electro chromic mirror)
Rear view camera
Auto headlight control
Foot type parking brake*

## FEATURES

EXTERIOR & INTERIORS
R17" Alloy Wheels
Silica Tyre
Chrome radiator grille
High intensity xenon head lamps with washer
Fog lamps-front
LED rear combination lamps
Body colored outside mirror housing with LED turn indicators
Chrome outside door handles
Glass antenna
Dual chrome exhausts
2-Tone beige interiors
Blue LED illumination
Leather seats and trim
Leather wrapped steering wheel
Leather & metal finish gear knob
Chrome inside door handles
Wood finish interior inserts
LED roomlamp
VFD Cluster
Solar glass for both windshield & doors
Rain sensing wipers

## COMFORT & CONVENIENCE

Cruise control*
Paddle shifter*
10-way adjustable power driver seat with lumbar support
4-way power adjustable front passenger seat
Rear seat ventilation
Front seat ventilation*
Front seat warmer*
Tilt and telescopic steering
Dual zone fully automatic temperature control
Cluster ionizer
Outside mirrors - electric retractable, electric adjustable and heated
2-Din audio with MP3 player, USB, AUX in, iPod connectivity, Bluetooth and 6 CD changer
6 speaker system with amplifier and woofer
Steering with audio remote & bluetooth function
Cool glove box
MT shift indicator**/Eco indicator*
Front center armrest with storage
Sun visors with illuminated vanity mirrors
Sunglass holder
Front and rear power windows with driver autowind and safety function
Smart key with push button start*
Driver's seat memory setting*
Rear airvent
Battery saver
Rear armrest with in-built audio remote control and power outlet
Alternator management system (AMS)

\*available with AT only \*\* available with MT only  
The specifications mentioned above are subject to change


## BODY COLOURS



Coral White



Sleek Silver



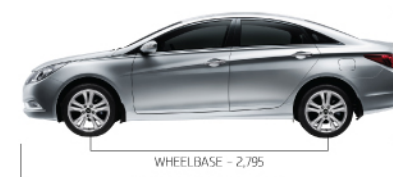
Mushroom



Black Diamond

## DIMENSIONS

unit : mm



OVERALL HEIGHT - 1,490





## NEW THINKING. NEW POSSIBILITIES.

People's expectations toward individual mobility require more than just a convenient means of transportation. The old understanding of cars has become outdated. A car represents individual lifestyles, and it becomes an integral part of their lives. At the same time, the automobile industry has experienced seismic change. Hyundai Motor Company has grown rapidly to become one of the largest automakers, backed by world class production capability and superior quality. We have now reached a point where we need a qualitative approach to bring bigger ideas and relevant solutions to our customers. This is an opportunity to move forward and we have developed a new brand slogan that encapsulates our willingness to take a big leap. Led by our new slogan and the new thinking underlying it, we will become a company that keeps challenging itself to unlock new possibilities for people and the planet.

For more details,  
Please consult your Hyundai Dealers

**HYUNDAI MOTOR INDIA LTD.**

5th-6th Floor, Corporate One - Baani Building,  
Plot No. 5, Commercial Centre, Jasola, New Delhi-110076  
visit us at [www.hyundai.co.in](http://www.hyundai.co.in)  
Call us at 1800-11-4645 (Toll Free) 098-7356-4645