

**SANTAFE**  
POWER DYNAMICS REDEFINED

  
**HYUNDAI** | NEW THINKING.  
NEW POSSIBILITIES.



STANDARD ACROSS ALL VARIANTS



## Packed to thrill

Sleek. Sophisticated. Suave. The Santa Fe makes brute power look stylish like never before. Based on the StormEdge design philosophy, the 3rd Generation Santa Fe aptly captures the powerful yet mesmerizing moment of the rise and fall of a storm.

# Power the world loves

Having taken the world by storm, the Santa Fe is a global phenomenon to reckon with. With its unmatched power and an inspiring design, it brings 'Sports' right back into the SUV.



Hexagonal Chrome Grille



Xenon Headlamps with LED Positioning Lights



Rear LED Combination lamps



Fog Lamps with Cornering Function



Outside Rearview Mirrors



Front/Rear Skid Plates and Chrome Tip Exhaust



## Technology that excites

Be overwhelmed by a feeling of opulence and luxury as you step into the Santa Fe. Its well-appointed interiors and innovative features answer your every demand.




Cruise Control



Smart Key with Push Button Start



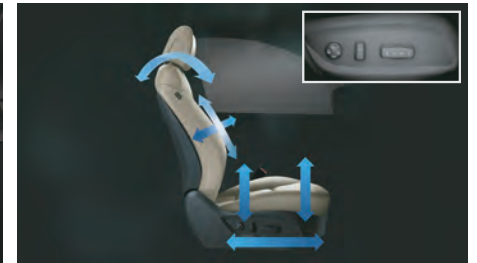
Steering Wheel with Mounted Audio and Bluetooth Controls



8.0" touchscreen Infotainment System



Cooled Glovebox




12-way Power Driver Seat



Rear Parking System

Cornering Lamp



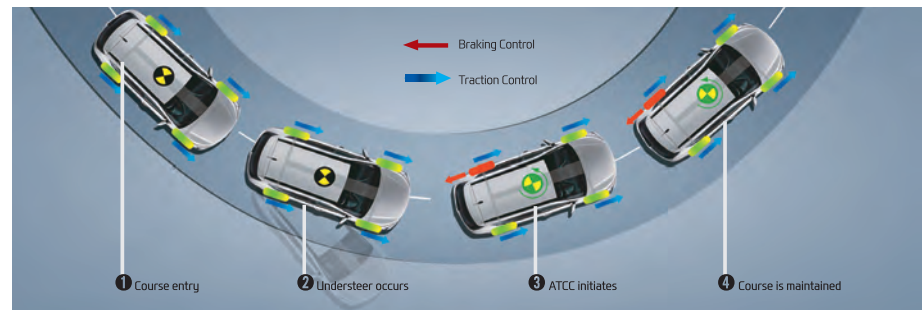
Flex steer™

## Designed around you

A perfect blend of futuristic technology and ergonomically designed controls, the Santa Fe ensures an unparalleled feeling of pleasure, each time you get behind the wheel.



Supervision Cluster



Advanced Traction Cornering Control (ATCC)

## Safe unlike anything else

The Santa Fe ensures the protection of all its passengers with a host of state-of-the-art active and passive safety features.



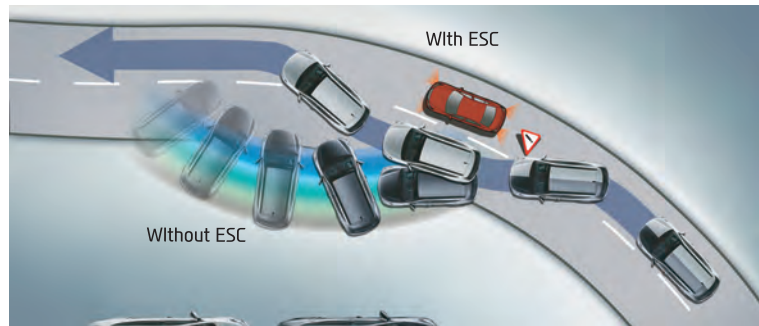
BAS (Brake Assist System)



TCS (Traction Control System)



VSM (Vehicle Stability Management)



ESC (Electronic Stability Control/4WD Assistance Control)



HAC (Hillstart Assist Control)



DBC (Downhill Brake Control)



**6 Airbags:**  
Dual front, side and curtain airbags are installed all around to protect occupants from injuries and help keep them inside in the event of a rollover.

# ENGAGE THE EXCITEMENT

The Santa Fe is designed to deliver great performance and fuel efficiency at the same time. Its meticulously designed engine maximizes power, so you can take on any terrain.

## R 2.2 CRDi Engine

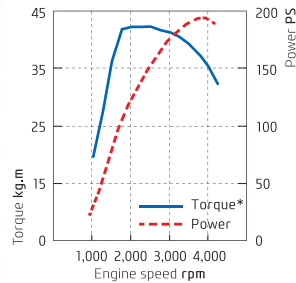
Displacement  
2,199 cc

Max. Power  
197 ps / 3,800 rpm


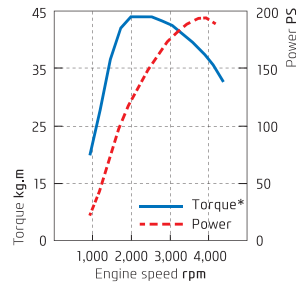
Max. Torque  
MT 42.9 kg.m / 1,800~2,500 rpm  
AT 44.5 kg.m / 1,800~2,500 rpm



Manual Transmission



Automatic Transmission



4WD Drivetrain



6-speed Manual Transmission



6-speed H-matic Automatic Transmission



Active ECO: Actively controls vehicle air conditioner output, engine and transmission activity for better fuel efficiency.







Headlamp Washer



Rain Sensing Wipers



3-Row Air Conditioning



Button Folding Second Row Seat



Flat Folding Third Row Seating



Puddle Lamp



Dual Zone Fully Automatic Temperature Control



Automatic Headlamps




Rear Spoiler and Defogger



40:20:40 Seating Combination



Leather Steering Wheel and Gear Knob



Bluetooth® & iPod® Connectivity



Touchscreen GPS Navigation

Bluetooth® is a registered trademark of Bluetooth SIG, Inc. \*Please check your Bluetooth® device's capabilities to ensure compatibility. iPod® is a registered trademark of Apple Inc., registered in the US and other countries. \*iPod® and connection lead not included. \*\*Free map updates only if the vehicle is serviced at an authorised Hyundai service outlet.

# TECHNICAL SPECIFICATIONS

| ITEMS                       | 2WD MT               | 2WD AT                   | 4WD AT                   |
|-----------------------------|----------------------|--------------------------|--------------------------|
| <b>DIMENSIONS (mm)</b>      |                      |                          |                          |
| Overall Length              |                      | 4,690                    |                          |
| Overall Width               |                      | 1,880                    |                          |
| Overall Height <sup>#</sup> |                      | 1,690 <sup>#</sup>       |                          |
| Wheelbase                   |                      | 2,700                    |                          |
| Ground Clearance            |                      | 185                      |                          |
| Front Track                 |                      | 1,628                    |                          |
| Rear Track                  |                      | 1,639                    |                          |
| Fuel Tank capacity (ltr)    |                      | 64                       |                          |
| <b>ENGINE</b>               |                      |                          |                          |
| Type                        |                      | R 2.2 CRDi               |                          |
| Displacement (cc)           |                      | 2,199                    |                          |
| Maximum Power (ps/rpm)      |                      | 197 / 3,800              |                          |
| Maximum Torque (kgm/rpm)    | 42.9/1,800 - 2,500   | 44.5/1,800 - 2,500       | 44.5/1,800 - 2,500       |
| <b>TRANSMISSION</b>         |                      |                          |                          |
| Type                        | 6-Speed MT           | 6-Speed AT H-matic 2WD   | 6-Speed AT H-matic 4WD   |
| Drive System                | 2WD                  | (with shift lock system) | (with shift lock system) |
| <b>SUSPENSION</b>           |                      |                          |                          |
| Front                       | McPherson Strut Type |                          |                          |
| Rear                        | Multi Link Type      |                          |                          |
| <b>BRAKES</b>               |                      |                          |                          |
| Front                       | Ventilated Disc      |                          |                          |
| Rear                        | Solid Disc           |                          |                          |
| <b>TYRE</b>                 |                      |                          |                          |
| Size                        | 235/60 R18 Tubeless  |                          |                          |

# FEATURES

| VARIANT             | 2WD MT   | 2WD AT | 4WD AT |   |
|---------------------|--|--------|--------|---|
| EXTERIOR & INTERIOR | High Intensity Discharge headlamps (HID)       | S      | S      | S |
|                     | Headlamp washer                                | S      | S      | S |
|                     | LED positioning lamps                          | S      | S      | S |
|                     | LED rear combination lamps                     | S      | S      | S |
|                     | Front & Rear skid plates with front bumper lid | S      | S      | S |
|                     | Roof rails                                     | S      | S      | S |
|                     | Front grille with chrome embellishments        | S      | S      | S |
|                     | Chrome window surround moulding                | S      | S      | S |
|                     | Rear spoiler with high mounted stop lamp       | S      | S      | S |
|                     | Fog lamps front & rear                         | S      | S      | S |
|                     | Chrome tipped twin exhaust                     | S      | S      | S |
|                     | Body coloured bumpers and outside mirrors      | S      | S      | S |
|                     | Chrome outside door handles                    | S      | S      | S |
|                     | Rear defogger                                  | S      | S      | S |
|                     | Door scuff plates with metallic inserts        | S      | S      | S |
|                     | 2-Tone beige interiors                         | S      | S      | S |
|                     | Leather seats and trim                         | S      | S      | S |
|                     | Leather wrapped steering wheel                 | S      | S      | S |
|                     | Leather gear knob                              | S      | S      | S |
|                     | Chrome inside door handles                     | S      | S      | S |
|                     | Automatic headlamp levelling device            | S      | S      | S |
|                     | Trip computer-integrated                       | S      | S      | S |
|                     | Glove box with illumination & cooling function | S      | S      | S |
|                     | Supervision cluster                            | -      | -      | S |
|                     | R18 Diamond cut alloy wheels                   | S      | S      | S |

<sup>#</sup>With roof rail. Some of the equipment illustrated or described in this leaflet may not be supplied as standard equipment and may be available at extra cost. The features and specifications stated in this leaflet may not be available in India. Hyundai Motor India reserves the right to change specifications and equipment without prior notice. The colour plates shown may vary slightly from the actual colours due to the limitations of the printing process. Please consult your Hyundai dealer for full information and availability on colours and trim.

|  |  |   |   |   |
|--|--|---|---|---|
| COMFORT & CONVENIENCE                      | 12-way adjustable power driver seat  | S | S | S |
|  | Touch audio with MP3/USB/AUX and Bluetooth function  | S | - | - |
|  | 8.0 Touchscreen Navigation with voice assist and DVD/USB/Aux-In/Bluetooth <sup>SM</sup> /iPod <sup>SM</sup> function | - | S | S |
|  | 6 speaker system   | S | S | S |
|  | Steering wheel with audio remote   | S | S | S |
|  | Dual zone fully automatic temperature control  | S | S | S |
|  | Rear A/C with 2nd & 3rd row A/C vents  | S | S | S |
|  | Rear manual curtains   | S | S | S |
|  | Automatic headlamps  | - | S | S |
|  | Puddle lamps   | S | S | S |
|  | Cruise control   | S | S | S |
|  | Pocket lighting front  | - | - | S |
|  | Solar glass  | S | S | S |
|  | 40:20:40 Split folding 2nd row flexi seat  | S | S | S |
|  | 3rd row seat 50:50 split folding   | S | S | S |
|  | Tilt and telescopic steering   | S | S | S |
|  | Auto folding outside mirrors - electrically retractable, adjustable, heated with integrated turn indicators          | S | S | S |
|  | Front center armrest with storage  | S | S | S |
|  | Cluster ionizer  | S | S | S |
|  | MT shift indicator   | S | - | - |
|  | Rear center armrest with cup holders   | S | S | S |
|  | Sun visors with illuminated vanity mirrors   | S | S | S |
|  | Sun glass holder   | S | S | S |
|  | Rear wiper and washer  | S | S | S |
|  | Rain sensing wipers  | S | S | S |
|  | Outside temperature gauge  | S | S | S |
|  | Luggage under floor box  | S | S | S |
|  | Mood lamps   | S | S | S |
| Active ECO mode                            | -  | S | S |   |
| One touch triple turn signal               | S  | S | S |   |
| Smart key with push button start           | -  | - | S |   |
| SAFETY                                     | Dual front airbags   | S | S | S |
|  | Front side airbags   | - | - | S |
|  | Curtain airbags  | - | - | S |
|  | ABS with EBD   | S | S | S |
|  | Electronic stability control   | - | - | S |
|  | Vehicle stability management control   | - | - | S |
|  | Hill start assist & downhill brake control   | - | - | S |
|  | Brake Assist   | - | - | S |
|  | Rollover sensor  | - | - | S |
|  | Rear view camera with touch audio display  | S | S | S |
|  | Rear parking sensors   | S | S | S |
|  | IGN key interlock system   | - | S | S |
|  | Silica tyres   | S | S | S |
|  | Impact sensing door unlock   | S | S | S |
|  | Height adjustable front seat belts   | S | S | S |
|  | Engine immobilizer   | S | S | S |
| RIDE & HANDLING                            | Folding key  | S | S | - |
|  | Shift lock system A/T  | - | S | S |
|  | Child seat anchor  | S | S | S |
|  | Speed sensing auto door lock   | S | S | S |
|  | Flex steer <sup>TM</sup>   | S | S | S |
| Advanced traction cornering control (ATCC) | -  | - | S |   |

# DIMENSIONS



# BODY COLOURS



# WHEEL



R18 Diamond Cut Alloy Wheel



## NEW THINKING. NEW POSSIBILITIES.

People's expectations toward individual mobility require more than just a convenient means of transportation. The old understanding of cars has become outdated. A car represents individual lifestyles, and it becomes an integral part of their lives. At the same time, the automobile industry has experienced seismic change. Hyundai Motor Company has grown rapidly to become one of the largest automakers, backed by world class production capability and superior quality. We have now reached a point where we need a qualitative approach to bring bigger ideas and relevant solutions to our customers. This is an opportunity to move forward and we have developed a new brand slogan that encapsulates our willingness to take a big leap. Led by our new slogan and the new thinking underlying it, we will become a company that keeps challenging itself to unlock new possibilities for people and the planet.

For more details,  
please consult your Hyundai Dealers.

### **HYUNDAI MOTOR INDIA LTD.**

5th-6th Floor, Corporate One – Bani Building,  
Plot No. 5, Commercial Centre, Jasola, New Delhi-110025  
Visit us at [www.hyundai.co.in](http://www.hyundai.co.in)  
Call us at 1800-11-4645 (Toll Free) 098-7356-4645