



HYUNDAI | NEW THINKING.  
NEW POSSIBILITIES.

*SANTAFE* 







## INSPIRE ME

A spontaneous concert of the wind, sun, and off-road driving...  
An unforgettable moment that a camera could not possibly capture...  
Santa Fe and I cruise in search of moving experiences in places  
where the unknown overshadows what is known.













# HIGHER LEVEL OF COMFORT

Wherever I look and whatever I touch, I recognize Santa Fe's attentiveness to deliver superior comfort. With a body engineered to improve smoothness and silence, an ergonomically designed interior equipped with deluxe seats, state-of-the-art convenience features, and flexible space utilization, Santa Fe gives me unique comfort and satisfaction whether in the driver's seat, the 2<sup>nd</sup> row, or the 3<sup>rd</sup> row, making pleasure a memorable part of every trip.

The inner space as well as the size and layout of the seats of Santa Fe have been optimized to make it practical for any situation, whether it is for leisure or business. In particular, the rear seats can be divided into a 4:2:4 ratio, leaving enough seating room all the while allowing long loads like skis. From business to daily family life with children, Santa Fe offers seat variations that are easy to manipulate and extremely versatile, making life even fuller.







## A PERFECT BLEND OF FUTURISTIC TECHNOLOGIES AND ERGONOMICS



### Supervision cluster with color TFT LCD

A sharper and more sophisticated supervision cluster with a 4.2" color TFT LCD facilitates a wide range view of driving and vehicle status information and enhances Santa Fe's futuristic interior design.

### Drive mode control system

Santa Fe conveniently offers a choice of 3 driving modes – normal, sports, and eco – at a touch of a button to match drivers' mood and driving conditions.

### Audio system

The audio system features 6 speakers for outstanding, life-like reproduction and enjoyment of diverse media, including radio, CD, and MP3 files. Options include an LCD and optimally placed function buttons that enhance the convenience of listening to music.



\* Alternative option



\* Standard

## CONVENIENCE FEATURES THAT AWAKEN THE PLEASURE OF DRIVING



### Full auto air conditioning system

The driver and passengers can enjoy independent temperature settings. People seated in the back can enjoy the pleasant environment created by the 2<sup>nd</sup> row ventilation system.

### Panorama sunroof

Santa Fe's panorama sunroof offers greater airiness than conventional panorama sunroofs by eliminating the center beam of headlining and using motor-driven roller blinds.



### Rear-view display system

The rear-view display system promotes safe driving and parking by enabling drivers to see the back of the car through the display while backing up or parking.



### Integrated memory system (IMS)

An Integrated memory system (IMS) allows recalling up to two profiles for automatic seat and outside mirrors adjustment.





## SPACE THAT IS LUXURIOUS YET PRACTICAL



### 2<sup>nd</sup> row seats

The 2<sup>nd</sup> row seats fold in a 4:2:4 ratio for even greater efficiency, accommodating different number of passengers and cargo of different sizes and shapes.

### Smart tailgate system

Standing near the perimeter of the tailgate for 3 seconds with the smart key, the tailgate opens automatically, providing convenient access especially when both hands are full.



### 2<sup>nd</sup> row seat folding system

2<sup>nd</sup> row seat layout is designed to provide passengers with maximum comfort. 2<sup>nd</sup> row seat remote folding feature conveniently expands the cargo space with the activation of a lever.



### Cargo capacity

Generous storage space makes it possible to load large, voluminous items. A cargo compartment screen helps make the interior look tidy.





# A NEW WORLD OF PERFORMANCE

The explosive power, quick response, and superior silence of Santa Fe's engine excite me. Eco-friendly technologies that minimize fuel consumption and harmful emissions give me a lighter conscience. Double and triple safety measures that take into consideration the diverse, real life driving risks make me feel protected in the city or the great outdoors. Santa Fe makes my travels more rewarding by delivering more than I expect.



**2.4 MPI gasoline engine 9.4ℓ/100km**  
 Max. power 172 ps / 6,000 rpm  
 Max. torque 22.9 kg·m / 4,000 rpm  
 • Combined • Automatic transmission • 4-wheel drive



**2.4 GDi gasoline engine 8.5ℓ/100km**  
 Max. power 188 ps / 6,000 rpm  
 Max. torque 24.6 kg·m / 4,000 rpm  
 • Combined • Automatic transmission • 4-wheel drive



**3.3 V6 MPI gasoline engine 9.9ℓ/100km**  
 Max. power 270 ps / 6,400 rpm  
 Max. torque 32.4 kg·m / 5,300 rpm  
 • Combined • Automatic transmission • 4-wheel drive



**2.2 CRDi diesel engine 7.8ℓ/100km**  
 Max. power 193 ps / 3,800 rpm  
 Max. torque 45.0 kg·m / 1,750 ~ 2,750 rpm  
 • Combined • Automatic transmission • 4-wheel drive

\* Fuel economy figures are based on EU-2 standards.



**Dynamic bending light (DBL)**  
Headlamps follow the movement of the steering wheel and adapt to the speed of the car, optimizing visibility when driving at night.



## WIN-WIN PROPOSITION OF PERFORMANCE AND FUEL EFFICIENCY



### Electronic stability control (ESC) with 4-wheel drive assistance control

Electronic stability control (ESC) with 4-wheel-drive assistance control is a function that minimizes the risk of running off course while entering a curve at high speeds. The 4-wheel-drive assistance control distributes traction to the rear wheels while ESC applies the brakes on the inner rear wheel to help control the vehicle at a stage that preempts conventional ESC systems.

### Front & rear suspension

Front McPherson strut type suspension delivers greater stability and a better ride while driving and braking. Rear multi-link suspension makes possible the creation of a more spacious rear compartment than in-wheel rear suspension cars, offering a more comfortable ride.

### 6-speed automatic & manual transmission

The step-change performance improvements in acceleration, durability, and efficiency of Santa Fe's 6-speed automatic & manual transmission enable drivers to simultaneously experience the excitement and convenience of driving.



## CONSIDERATIONS THAT PUT PEOPLE FIRST



### 6-airbag system

Santa Fe is equipped with front airbags, 2-side airbags, and curtain airbags that minimize passenger injuries in the event of a collision.

### Blind spot detection (BSD) & Advanced smart cruise control (ASCC)

Blind spot detection (BSD) recognizes and alerts the driver about vehicles in blind spots and vehicles that approach the car at high speeds from the back. Advanced smart cruise control (ASCC) is a driving system that not only maintains a safe distance from cars in front, but also elevates speed automatically to preset levels after a full stop when the car in front takes off.



### Down-hill brake control (DBC) & Hill-start assist control (HAC)

Santa Fe can tackle any hill with Down-hill brake control (DBC), which automatically applies a braking force when going down a steep road, and Hill-start assist control (HAC), which prevents the car from rolling back when starting uphill.





## INSPIRATION THAT ONLY SANTA FE CAN GIVE

Returning to the lights, passion, and dynamism of the city,  
I discover beauty that can only be noticed after being set apart.  
Like we were in nature, Santa Fe and I remain together as one.





Silver-painted radiator grille  
 Chrome-coated radiator grille



LED rear combination lamps



LED positioning lamps  
 HID headlamps



Chrome-coated beltline molding  
 Chrome-coated outside handles

## STYLE AND APPEAL



**A. LED daytime running lights (DRL) & Front fog lamps**  
 Santa Fe comes equipped with LED daytime running lights (DRL) that enhance the safety of daytime driving, as well as fog lamps and cornering lamps that help improve visibility.

**E. Roof rack**  
 The roof rack adds dynamism and sophistication to the exterior design, completing the look of an urban SUV.

**B. Outside mirrors**  
 Built-in heat coils improve visibility during bad weather. Power folding makes operation more convenient. Exceptionally designed puddle lamps have integrated outside mirror repeaters and a welcome function.

**F. 17" alloy wheels**  
 Lightweight yet exceptionally powerful, the wheels project a sophisticated image of an urban SUV.

**C. LED high-mounted stop lamp**  
 A high-mounted stop lamp with bright red LEDs is integrated into the tailgate, increasing visibility from behind when brakes are applied.

**G. 18" alloy wheels**  
 Sporty yet chic, the wheels deliver outstanding driving stability and durability.

**D. Dual mufflers**  
 The trapezoidal design of the dual mufflers imparts a sharply differentiated high performance image and European-style sportiness.

**H. 19" alloy wheels**  
 Large alloy wheels with a luxurious design improve the vehicle's dynamic driving and refined image.



Advanced smart cruise control


Audio remote control



Sound system with 6 speakers



Electronic chromic mirror (ECM)  
(Compass included)



Leather seats

## FUNCTION AND APPEAL



A



B



C



D



E



F



H



G

### A. Smart key

A cutting-edge system locks and unlocks the doors and allows the engine to be started by simply retaining the smart key within a given distance of the vehicle.

### B. Engine start/stop button

The engine can be turned on and off easily at the press of a button without the need to insert a key into a keyhole.

### C. Connectivity (USB/AUX)

USB and AUX input jacks allow convenient listening of MP3 files and other formatted music through the car's high performance audio system.

### D. Driver's seat adjustment control system

The driver's seat, adjustable in 12 different ways, can be optimized in 8 different positions. Lumbar support can also be adjusted in 4 different ways to provide greater driving comfort.

### E. Seat warming & cooling air ventilation

The front seat ventilation system circulates air naturally for a more comfortable ride, and seat warmers in every seat provide a warm and cozy travel experience to every passenger.

### F. Glove box

The glove box contains a cooling area that is large enough to store and refrigerate drinks in hot weather.

### G. Manual rear door curtains

A 1st-class rear door curtain blocks sunlight and adds privacy in the cabin.

### H. Electric parking brake (EPB)

The parking brake is automatically activated when the vehicle comes to a stop, preventing it from rolling as well as sliding when restarting on a hill.

## INTERIOR TRIMS



**Gray two-tone** > Seat material



**Gray two-tone** > Garnish



**Black one-tone** > Seat material



**Black one-tone** > Garnish



**Beige two-tone** > Seat material



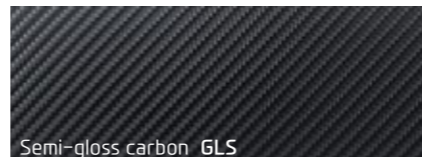
**Beige two-tone** > Garnish




**Brown color package** > Seat material




**Brown color package** > Garnish




## EXTERIOR COLORS



**PW6** White crystal



**PCW** Creamy white




**3M** Vanilla white



**P3S** Sleek silver




**T6S** Titanium silver



**PKA** Phantom black



**VY2** Chalk beige



**Y8Y** Mystic beige



**VR6** Red merlot



**YN7** Tan brown



**VU2** Mineral blue



**W8U** Ocean view


## SPECIFICATIONS

Engine		2.4 MPi gasoline engine	2.4 GDi gasoline engine	3.3 V6 MPi gasoline engine	2.2 CRDi diesel engine				
Type		2.4 MPi gasoline engine	2.4 GDi gasoline engine	3.3 V6 MPi gasoline engine	2.2 CRDi diesel engine				
Displacement (cc)		2,359	2,359	3,342	2,199				
Max. power (ps / rpm)		172 / 6,000	188 / 6,000	270 / 6,400	193 / 3,800				
Max. torque (kg-m / rpm)		22.9 / 4,000	24.6 / 4,000	32.4 / 5,300	45.0 / 1,750 ~ 2,750				
Suspension									
Type	Front / Rear	McPherson strut type / Multi-link							
Shock absorber	Front / Rear	Strut type (gas) / Shock absorber type (gas)							
Brakes									
General		Dual-diagonal, split-circuit, power-assisted braking system with EBD							
Front brake type	2-wheel drive / 4-wheel drive	Φ320 ventilated disc, floating caliper brakes with pads wear warning device							
Rear brake type	with ABS	Φ302 (2-wheel drive / 4-wheel drive) solid disc, floating caliper brakes with pads wear warning device / Φ190 (2-wheel drive / 4-wheel drive) high torque parking brake							
ABS		4-wheel electronic, 4-sensor, 4-channel electronic brake distribution, brake torque distribution system (EBD)							
Drive train									
Type		2.4 MPi gasoline (EU-2)	2.4 GDi gasoline (EU-2)	3.3 V6 MPi gasoline (EU-2)	2.2 CRDi diesel (EU-2)				
		Manual	Automatic	Manual	Automatic				
Fuel consumption	CO <sub>2</sub> level (g/km)	2-wheel drive	210	225	-	-	176	198	
		4-wheel drive	215	225	-	203	-	176	206
	Combined (ℓ/100km)	2-wheel drive	8.8	9.4	-	8.5	-	6.7	7.5
		4-wheel drive	9.0	9.4	-	8.5	9.9	6.7	7.8
Tire		235 / 65 R17, 235 / 60 R18, 235 / 55 R19							
Fuel tank capacity (liter)		64							
Transmission		6-speed							
4-wheel drive system		Active on-demand							

- The above values are results from internal testing and could be changed after validation.
- Some of the equipment illustrated or described in this catalog may not be supplied as standard equipment and may be available at extra cost.
- Hyundai Motor Company reserves the right to change specifications and equipment without prior notice.
- The color plates shown may vary slightly from the actual colors due to the limitations of the printing process.
- Please consult your dealer for full information and availability on colors and trims.

## DIMENSIONS

Unit : mm



\*Wheel tread •17" alloy wheels (Front/rear) : 1,633/1,644 •18" alloy wheels (Front/rear) : 1,628/1,639 •19" alloy wheels (Front/rear) : 1,628/1,639

## NEW THINKING. NEW POSSIBILITIES.

People's expectation toward individual mobility requires more than just a convenient means of transportation. The old understanding of cars has become outdated. A car represents individuals' lifestyles, and it became an integral part of their lives. At the same time, the automobile industry has experienced seismic change. Hyundai Motor Company has grown rapidly to become one of the largest automakers, backed by world class production capability and superior quality. We have now reached a point where we need a qualitative approach to bring bigger ideas and relevant solutions to our customers. This is an opportunity to move forward and we have developed a new brand slogan that encapsulates our willingness to take a big leap. Led by our new slogan and the new thinking underlying it, we will become a company that keeps challenging itself to unlock new possibilities for people and the planet.



**Hyundai Motor Company**  
<http://worldwide.hyundai.com>  
GEN. LHD 1509 ENG. KM-KM

Copyright © 2015 Hyundai Motor Company. All Rights Reserved.