

 NEW THINKING.  
HYUNDAI NEW POSSIBILITIES.

**EON**  
VALUE KA ΠΑΥΑ TREND




Now also available in  
**Dual VTVT 1.0 L *Kappa* Engine**



Hyundai EON's style, space and features make it the perfect first car.

**Style** Hyundai EON is undoubtedly a head turner. With its uninterrupted flowing curves and strong character lines, it's a car that's modern and stylish like nothing else.



Chrome Grille

Headlamps

Tail Lamps

Integrated Spoiler

## Luxury and Space

The Hyundai EON gives you a taste of affluence with well appointed dashboard and controls. The interiors, an amalgamation of breathtaking design and function, make the Hyundai EON a luxury statement on wheels.



Centre Console



Instrument Panel



Dashboard Storage



Map Pocket



3-Spoke Steering Wheel



Luggage Space

**Features** When it comes to comfort or convenience, the Hyundai EON boasts of both in equal measure. It contains all the features you'll ever need, well designed and placed within easy reach.




AC & 2 DIN Audio with Aux-in & USB Ports




MDPS with Tilt Steering



Keyless Entry & Central Locking




Power Windows



Internally Adjustable Outside Mirrors



Rear Parcel Tray




Body Color Door Handles & Mirrors



Front Fog Lamps

## Mileage and Safety

Hyundai has always been committed to making safe cars that are fuel efficient and easy to maintain and the Hyundai EON is no exception. Powered by a mileage-friendly engine and features that help promote eco-friendly driving, this car is both easy on your pocket and on the environment.



Driver Airbag

**NEW** 1.0 L Kappa Dual VTVT Engine



This Kappa engine is equipped with latest technologies like Dual VTVT, DOHC and light-weight cylinder block. With class leading power it promises to deliver enhanced driving pleasure with superior mileage of 20.3 kmpl.

0.8 L iRDE Engine



Designed to generate maximum fuel efficiency, the EON's engine delivers a superior mileage of 21.1 kmpl.



EON comes with an eco-efficient 'blue drive' technology.

### LPG Benefits:

- Lower running cost than petrol
- 2-year unlimited warranty gives peace of mind
- Dual fuel advantage of petrol and LPG
- Longer drive range with an additional 34 litre LPG tank
- Company fitted kit ensures quality
- Specially designed tank for uncompromised boot space

### Auto LPG

- Environment friendly
- Enhanced engine life



### Gear Shift Indicator:

- Improved mileage
- Enhanced driving performance



Gear Shift Indicator

The Toroidal LPG Tank doesn't eat up the boot space.

Tank capacity (water filling) - 34 litres





## KEY FEATURES

		0.8L iRDE					1.0 L Kappa	
		D-LITE	D-LITE+	ERA+	MAGNA+	SPORTZ	MAGNA+	MAGNA+(O)
FUEL OPTION	Petrol	S	S	S	S	S	S	S
	LPG	-	-	O	O	-	-	-
SAFETY	Reinforced Body Structure	S	S	S	S	S	S	S
	Front & Rear Seat Belts	S	S	S	S	S	S	S
	Child Safety Rear Door Locks	S	S	S	S	S	S	S
	Engine Immobilizer	S	S	S	S	S	S	S
	Inside Rear View Mirror	S	S	S	S	S	S	S
	Central Locking	-	-	S	S	S	S	S
	Keyless Entry	-	-	-	-	S	S	S
	Front Fog Lamps	-	-	-	-	S	-	S
	Driver Airbag	-	-	-	-	S	-	-
	Clear Headlamps	S	S	S	S	S	S	S
EXTERIOR	Clear Taillamps	S	S	S	S	S	S	S
	Chrome Tip Radiator Grille	S	S	S	S	S	S	S
	Integrated Spoiler	S	S	S	S	S	S	S
	Tinted Glass	-	-	S	S	S	S	S
	Body Color Bumper	-	S	S	S	S	S	S
	Passenger Outside Mirror	-	-	-	S	S	S	S
	Full Wheel Cover	Hub Cap		S	S	S	S	S
	Roof Antenna	-	-	-	S	S	S	S
	Body Color Outside Mirrors	-	-	-	-	S	-	S
	Body Color Outside Door Handles	-	-	-	-	S	-	S
INTERIOR	2-Tone Beige & Brown Key Color	S	S	S	S	S	S	S
	B & C Pillar Trims	S	S	S	S	S	S	S
	Deluxe Floor Console	S	S	S	S	S	S	S
	Exclusive Dashboard Storage	S	S	S	S	S	S	S
	Exclusive Pedestal Space	S	S	S	S	S	S	S
	Bucket Type Single Unit Front Seats	S	S	S	S	S	S	S
	Bench Folding Rear Seat	S	S	S	S	S	S	S
	Floor Console Storage	S	S	S	S	S	S	S
	Cup Holder	S	S	S	S	S	S	S
	Assist Grips (3)	S	S	S	S	S	S	S
COMFORT & CONVENIENCE	Silver Touch on Centre Fascia	-	-	S	S	S	S	S
	Front & Rear Speaker Grille	-	Front only		S	S	S	S
	Front Door Map Pockets with Bottle Holder	-	-	S	S	S	S	S
	Moulded Door Trims	-	-	S	S	S	S	S
	Rear Parcel Tray	-	-	-	S	S	S	S
	Metallic Finish 3-Spoke Steering Wheel	2-Spoke			S	2-Spoke		
	Metallic Finish Inside Door Handles	-	-	-	-	S	-	-
	Dual Tripmeter	S	S	S	S	S	S	S
	Low Fuel Warning	S	S	S	S	S	S	S
	Graphic Band Fuel Gauge	S	S	S	S	S	S	S
COMFORT & CONVENIENCE	Gear Shift Indicator	S	S	S	S	S	S	S
	Remote Fuel Lid Opener	S	S	S	S	S	S	S
	Remote Tail Gate Release	S	S	S	S	S	S	S
	Rear Seat Belt Knuckle Holder	S	S	S	S	S	S	S
	Power Outlet	-	-	S	S	S	S	S
	Air Conditioner	-	S	S	S	S	S	S
	Motor Driven (Electric) Power Steering	-	S	S	S	S	S	S
	Tilt Steering	-	-	-	S	S	-	-
	Internally Adjustable Outside Mirrors	-	-	-	S	S	-	S
	Front Power Windows	-	-	S	S	S	S	S
COMFORT & CONVENIENCE	Front Door Full Size Armrest	-	-	S	S	S	S	S
	2 DIN Radio+MP3 Audio	-	-	-	S	S	-	S
	Front Door Speakers (2)	-	-	-	S	S	-	S
	Digital Clock (Audio Display)	-	-	-	S	S	-	S
	Aux-in Port	-	-	-	S	S	-	S
	USB Port	-	-	-	S	S	-	S


S= Standard, O= Option

Some of the equipments illustrated or described in this leaflet may not be supplied as standard equipment and may be available at an extra cost. Hyundai Motor India reserves the right to change specifications and equipment without prior notice. The color plates shown may vary slightly from the actual colors due to the limitations of the printing process. Please consult your dealer for full information and availability on colors and trim.


## TECHNICAL SPECIFICATIONS

ITEMS	0.8 L iRDE Petrol	1.0 L Kappa Dual VTVT Petrol
<b>DIMENSIONS</b>		
Overall Length (mm)	3,495	3,515
Overall Width (mm)	1,550	
Overall Height (mm)	1,500	1,510
Wheelbase (mm)	2,380	
Front Track (mm)	1,386	
Rear Track (mm)	1,368	
Fuel Tank Capacity (l)	32	
<b>ENGINE</b>		
Configuration	3 Cyl, 9 Valves	3 Cyl, 12 Valves
Valvetrain Type	SOHC	DOHC
Displacement (cc)	814	998
Maximum Power (ps/rpm)	56/5,500	69/6,200
Maximum Torque (kgm/rpm)	7.6/4,000	9.6/3,500
<b>TRANSMISSION</b>		
Type	5-Speed Manual	
<b>SUSPENSION</b>		
Front	McPherson Strut	
Rear	Torsion Beam Axle	
Shock Absorber	Gas Type	
<b>BRAKES</b>		
Front	Disc	
Rear	Drum	
<b>TYRE</b>		
Size	145/80 R12 (D-Lite, D-Lite+, Era+)	
	155/70 R13 (Magna+, Magna+ (O), Sportz)	
Type	Tubeless	

## DIMENSIONS



## BODY COLORS



## HYUNDAI MOTOR INDIA LTD.

5th-6th Floor, Corporate One - Baani Building, Plot No. 5, Commercial Centre, Jasola, New Delhi-110076  
Visit us at [www.hyundai.co.in](http://www.hyundai.co.in)  
Call us at 1-800-11-4645 (Toll free)  
098-7356-4645

Dealer's Name & Address