



HYUNDAI | NEW THINKING.
NEW POSSIBILITIES.

ELANTRA



RETHINK YOUR EXPECTATIONS





**DESIGN THAT PUSHES THE BOUNDARIES,
FOR A CAR THAT GOES FURTHER**

With its sleek styling and sporty, dynamic lines, the feature-packed Elantra dares to go beyond what you might expect from a car in its class.






CONFIDENTLY REFINED

From its voluminous grille to its wide, assured stance, the Elantra has urban confidence and refinement written into every line. The eye-catching looks confirm its unmistakable presence.





SMART TRUNK SYSTEM



INTEGRATED MEMORY SYSTEM (IMS)

SOPHISTICATION AND TECHNOLOGY IN HARMONY

A sophisticated car demands sophisticated technology. Fulfilling not just your driving needs but your enjoyment and convenience, design and engineering combine with touches of luxury to provide a stand-out experience.



COMFORT AND EXCLUSIVITY ALL AROUND YOU

Roomy, comfortable and perfectly designed, the Elantra's interior has been perfectly thought out.



FUNCTIONALLY INTUITIVE

This is a driver's car. Ergonomic and intuitive, the center fascia is tilted 6.9° towards the driver for optimum control, while switches are grouped according to their function.



CHALLENGE OVERCOME

Nowadays, a car should be an extension of yourself. With high performance and an array of technologically-advanced features integrated seamlessly throughout the car, the Elantra more than meets the demands of modern drivers.



A. SUPERVISION CLUSTER WITH 4.2" COLOR TFT LCD

Offering outstanding visibility, the supervision cluster with 4.2" color TFT LCD clearly and logically provides the vehicle and driving information you need.

B. AUDIO REMOTE CONTROL

Controls for the audio system are mounted on the steering wheel. Tumblers let you adjust volume and switch radio stations, and there are buttons for making hands-free phone calls.



C. INFINITY PREMIUM SOUND SYSTEM

The Infinity premium sound system combines cutting-edge materials with a unique sonic design to provide in-car listening like no other.

D. 5.0" COLOR TFT LCD TOUCH-SCREEN

The audio system with an optional 5.0" color TFT LCD can be operated conveniently thanks to its touch-screen. The optional Bluetooth function not only lets drivers listen to music, but also allows them to make telephone calls safely while driving.



E. SEAT FOLDING SYSTEM (6:4 TYPE)

Got lots to carry? The rear seats fold down in a 6:4 ratio, offering plenty of versatility when it comes to fitting in your gear.

F. REAR SEAT WARMERS

Passengers in the back can keep warm and snug thanks to rear seat warmers. Each person can adjust their individual seat temperature.

From warm seats on cold days to seat backs that fold down, everyone and everything that travels in the Elantra is taken care of.



G. FRONT AIR VENTILATION

The driver and front passenger seats feature a ventilation system that offers 3 levels of air circulation, for a cooler driving experience during the summer months.

H. DUAL AUTO AIR CONDITIONING

This lets both the driver and the front passenger control their own air temperature settings.

I. MANUAL AIR CONDITIONING

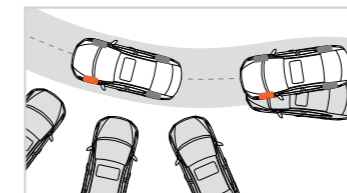
Manual air conditioning lets you adjust the climate with just a touch of a button.



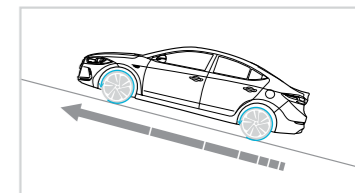
DRIVING CONTROL BUILT IN



ELECTRONIC STABILITY CONTROL (ESC)
Electronic stability control detects and reduces loss of traction during sudden braking and turning movements. Using automatic braking for individual wheels and reducing engine power helps a vehicle to maintain stability and control.



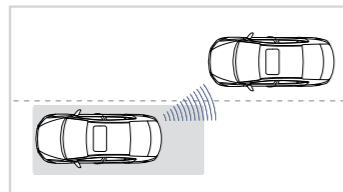
HILL-START ASSIST CONTROL (HAC)
When pulling away uphill or downhill, hill start assist control temporarily maintains brake force on the wheels to prevent you from rolling backwards or forwards and gives you time to accelerate away safely.





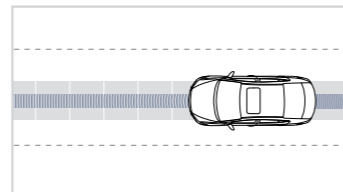
BLIND SPOT DETECTION (BSD)

When a car approaching from the rear enters your blind spot, BSD senses it and activates a warning lamp on your side mirrors. If you have the turn signal on, it also sounds an audible alert.



AUTO CRUISE CONTROL (ACC)

Auto cruise control system can maintain the vehicle speed that you have set so that you may drive without pressing accelerator pedal.



REASSURANCE IN THE DRIVING SEAT



WHEEL AIR CURTAIN



SMART POWER SUNROOF

UNLIKE OTHERS.
MOST DEFINITELY ELANTRA

The ideal car is all about the drive. While a wheel air curtain keeps you firmly planted on the tarmac and improves mileage, a power tilt-and-slide sunroof can be opened for added class when cruising around town.



GOING PLACES

Hyundai Motor has created a car for the future. One that delivers on the looks but underpinned with practicality and an effortless ability that fits in to your life.



BRING ON THE SENSATIONS

Well-balanced, stable handling is delivered through motor-driven power steering, optimized suspension and enhanced acceleration response.

POWER, TRANSMISSION, AND KEEPING YOU PROTECTED

Two high-performance engines are available. Transmissions are 6-speed manual or 6-speed automatic, each offering matchless shifting with enhanced fuel economy.



A. 6-SPEED AUTOMATIC TRANSMISSION

Combining dynamic performance with optimum fuel efficiency, the 6-speed automatic transmission features a new shift pattern that delivers almost imperceptible gearshifts along with smooth, progressive acceleration.

B. 6-SPEED MANUAL TRANSMISSION

Light to the touch and providing improved durability with excellent fuel economy, the 6-speed manual transmission features a redesigned reverse gear release button for easier operation.



C. 2.0 MPI GASOLINE ENGINE

The 2.0 MPI gasoline engine produces a maximum output of 156 ps at 6,200 rpm and a maximum torque of 19.9 kg.m at 4,500 rpm. Torque and power have been increased thanks to a variable intake manifold. (*Engine maximum power and maximum torque figures are based on EU-2 standards.)

D. 1.6 MPI GASOLINE ENGINE

The 1.6 MPI gasoline engine features continuous variable valve timing to improve efficiency and performance. Maximum output is 127.5 ps at 6,300 rpm, while maximum torque is 15.77 kg.m at 4,850 rpm.



E. FRONT & REAR PARKING ASSIST SYSTEM (PAS)

Sounds an audible alert if you get too close to any obstacles and helps you park safely.

F. REAR VIEW CAMERA

The rear view camera is another invaluable parking tool. The rear view is displayed on the 5.0" color TFT LCD, with graphic lines helping you to position the car straightly.

As part of a comprehensive air bag system, the Elantra features a driver's knee airbag for maximum protection in case of a frontal collision.



G. DRIVER SEAT'S KNEE AIRBAG

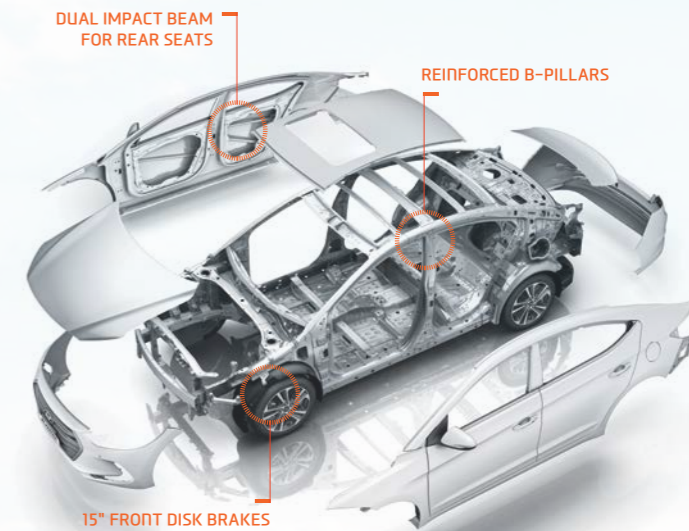
The Elantra has a knee airbag in the driver's seat, protecting this vital area in case of collision.

H. 7-AIRBAG SYSTEM

The Elantra is equipped with a 7-airbag system. There is a driver airbag and knee airbag, passenger airbag, two front side airbags, plus two curtain airbags along the whole length of the cabin.



BODY STRUCTURE
BUILT STRONGER



ENHANCED CHASSIS RIGIDITY AND STRENGTH

More than 53% of the Elantra's sub-frame is comprised of Advanced high strength steel (AHSS). It means enhanced chassis rigidity as well as improved handling, durability and performance.

A SMOOTH, QUIET RIDE

Through the extensive use of sound blocking and absorption materials, thicker door glass and improved wiper movement, noise and vibrations have been considerably reduced for a smooth, comfortable and quiet ride.

ARRIVALS AND DEPARTURES



DETAILS, OPTIONS, CHOICES

It's great to have choices. It means you tailor things to your own personal preferences. The Elantra offers a wide range of optional features for both the exterior and interior. Outside mirror repeaters for a touch of class, a heated steering wheel for extra comfort on winter mornings - whatever you choose, the end result is your car, your way.



15" alloy wheels 17" alloy wheels 16" alloy wheels 15" steel wheels



HID HEADLAMPS

HID (High Intensity Discharge) headlamps light up the road with a more intense light than conventional headlamps.

FOG LAMPS

Neatly recessed and mounted low on the already imposing front end, fog lamps provide better visibility in poor weather conditions.

LED OUTSIDE MIRROR REPEATERS

Aerodynamically-shaped outside mirrors feature integrated LED side repeaters for refined looks and enhanced visibility when turning.

AERO BLADE WIPERS

With a lower profile than conventional wiper blades, aero blade wipers provide better aerodynamics and less noise at high speeds.

HEATED STEERING WHEEL

Ideal for cold weather, a built-in heating device in the steering wheel keeps your hands nice and warm.

RAIN SENSOR

A sensor on the windscreen detects raindrops and automatically activates the wipers, adjusting speed depending on the quantity of rainfall.

POWER WINDOW CONTROLS

The controls for the power windows are positioned on the driver-side door for optimum ergonomics and ease of operation.

REAR AIR VENTILATION SYSTEM

This allows back seat passengers to easily control the amount of air flow.

WELCOME LIGHT DOOR HANDLES

The outside door handles are available in chrome with pocket lights further emphasizing the car's sporty refinement.

SAFETY WINDOWS

If a window senses an obstruction - such as a child's hand - it automatically lowers to prevent fingers from getting stuck.

HIGH-MOUNTED STOP LAMP (HMSL)

A high-mounted stop lamp provides extra visibility to drivers behind and adds to the Elantra's striking looks.

ENGINE START/STOP BUTTON

With the Smart key in your pocket, handbag or briefcase, all it takes to start the engine is a press of the engine start/stop button.

AUTO DEFOGGING SYSTEM

When condensation forms on the windscreen, sensors automatically activate the blowers to clear the glass and ensure optimum visibility.

FLOOR CONSOLE

The top of the center console slides back and forth to ensure that the driver enjoys the optimal position.

USB CHARGER

An onboard USB charger is the height of convenience. Simply plug in your mobile device using the handily-located socket.



CUP HOLDERS

Twin cup holders let you enjoy a coffee or other favorite drink on the go, with no risk of spillage.




INTERIOR TRIMS




Beige two-tone



Gray two-tone



Black one-tone



EXTERIOR COLORS



Polar white WAW, Platinum silver T8S, Sparkling metal UYS, Iron gray YT3, Ice wine RW5, Blazing yellow WY7, Phoenix orange RY9, Fiery red PR2, Marina blue P4B, Moonlight blue UB5, Phantom black PKA

SPECIFICATIONS

		Type	1.6 MPI gasoline engine	2.0 MPI gasoline engine	
Dimensions (mm)	Exterior	Overall length (mm)	4,570		
		Overall width (mm)	1,800		
		Overall height (mm)	1,450		
		Wheel base (mm)	2,700		
	Interior	Wheel tread (mm)	Front	15" : 1,563 / 16" : 1,555 / 17" : 1,549	
			Rear	15" : 1,572 / 16" : 1,564 / 17" : 1,558	
		Leg room (mm)	Front	1,073	
			Rear	906	
		Head room (mm)	Front	985	
			Rear	947	
Shoulder room (mm)	Front	1,427			
	Rear	1,405			
Engine	Engine type		DOHC		
	Displacement (cc)		1,591	1,999	
	Max. Power (ps / rpm)		127.5 / 6,300	156 / 6,200 (Euro-2*), 152 / 6,200 (Euro-3,4,5*)	
	Max. Torque (kg-m / rpm)		15.77 / 4,850	19.9 / 4,500 (Euro-2*), 19.6 / 4,000 (Euro-3,4,5*)	
Brakes		Dual-diagonal, split-circuit, power-assisted braking system with pressure proportioning valve In case of ABS/ESC : Electronic brake force distribution(EBD)			
Suspension		Front / Rear	McPherson strut type / Coupled torsion beam axle		
Tire		195 / 65 R15, 205 / 55 R16, 225 / 45 R17			
Fuel tank (liter)		50			

- The above values are results from internal testing and are subjected to change after validation. *European emission standard.
- Some of the equipment illustrated or described in this catalog may not be supplied as standard equipment and may be available at extra cost.
- Hyundai Motor Company reserves the right to change specifications and equipment without prior notice.
- The color plates shown may vary slightly from the actual colors due to the limitations of the printing process.
- Please consult your dealer for full information and availability on colors and trims.

DIMENSIONS

Unit : mm



1,549*
1,800



880 | 2,700 | 990
4,570



1,558*

* Wheel tread • 15" alloy wheels (Front/rear) : 1,563/1,572 • 16" alloy wheels (Front/rear) : 1,555/1,564 • 17" alloy wheels (Front/rear) : 1,549/1,558

NEW THINKING. NEW POSSIBILITIES.

People's expectation toward individual mobility requires more than just a convenient means of transportation. The old understanding of cars has become outdated. A car represents individuals' lifestyles, and it became an integral part of their lives. At the same time, the automobile industry has experienced seismic change. Hyundai Motor Company has grown rapidly to become one of the largest automakers, backed by world class production capability and superior quality. We have now reached a point where we need a qualitative approach to bring bigger ideas and relevant solutions to our customers.

This is an opportunity to move forward and we have developed a new brand slogan that encapsulates our willingness to take a big leap. Led by our new slogan and the new thinking underlying it, we will become a company that keeps challenging itself to unlock new possibilities for people and the planet.



Hyundai Motor Company
<http://worldwide.hyundai.com>

GEN. LHD 1601 ENG. ID-KM

Copyright © 2016 Hyundai Motor Company. All Rights Reserved.

