



ELANTRA
2016



NEW THINKING. NEW POSSIBILITIES.

Status quo is nothing more than a starting point for our research and development. Through new thinking we continue to uncover new territories in innovation, engineering and design. A vehicle is no longer simply a means of transportation; it is an extension of you. By questioning and not simply accepting convention, we continue to push the boundaries to provide new possibilities and experiences that go beyond your expectations.

This is the [H-Factor](#).



May not be exactly as shown.

A CLASS ABOVE THE REST

When carmakers work to design a high quality vehicle, they typically take aim at the head of the class. But, what happens when you're already at the top? At Hyundai, we set our targets beyond refining what already exists in order to push the industry forward. The 2016 Elantra enters the compact segment with exceptional quality in all facets of its design and engineering. With an available 2.0L Gasoline Direct Injection (GDI) engine that delivers 173 horsepower, unmatched style and an array of features, one word comes to mind – Bullseye.



BEAUTY WITH PURPOSE

The sleek and streamlined design of the 2016 Elantra is derived from our Fluidic Sculpture design principles. Taking cues from nature's contours, every curve is moulded not only for stunning style, but to also help reduce resistance for improved fuel economy. Turn heads with striking wraparound headlights that accentuate the sculpted hood and dynamic body lines that flow into the available LED tail lights.



AVAILABLE 17" AND 16" ALLOY WHEELS



AVAILABLE PROJECTION HEADLIGHTS
WITH LED ACCENTS




AVAILABLE LED TAIL LIGHTS

DESIGNED WITH YOU IN MIND

Like the breathtaking exterior, Hyundai designers used our acclaimed Fluidic Sculpture design principles as inspiration for the sophisticated interior cabin. Every curve is optimally engineered and every feature is intuitively placed. Seamlessly connect to your music with available steering wheel-mounted audio controls or, keep in touch with family and friends throughout your journey with the available Bluetooth® hands-free phone system. Additional features available to maximize your comfort include front and rear heated seats and a 7-inch touch-screen navigation system, while the available proximity keyless entry with push-button ignition and rearview camera provide added convenience. Take a seat in the 2016 Elantra today and see how we've designed it with you in mind.



May not be exactly as shown.



May not be exactly as shown.



AN EFFICIENT PERFORMER

Add innovative engine technology to an already stunning aerodynamic design and you get one fuel-efficient vehicle. The 2016 Elantra comes equipped with a standard 1.8L engine that offers 145 horsepower and achieves 7.5L/100km combined fuel economy[^] (A/T). An available 2.0L Gasoline Direct Injection (GDI) engine delivers a powerful 173 horsepower. Both engines can be matched with an available 6-speed automatic transmission with SHIFTRONIC[®] manual shift mode (standard on Limited model) to enjoy better fuel efficiency with smoother acceleration on the highway.

SAFETY EQUIPPED

Drive confidently in the 2016 Elantra knowing that it has been equipped with an exceptional level of standard safety features. All models feature six airbags¹ and 4-wheel disc brakes with an Anti-lock Braking System (ABS), Electronic Brake-force Distribution (EBD) and Brake Assist (BA), advanced braking systems that work to reduce wheel lock-up and maximize braking power in emergency situations.



2016

ELANTRA FEATURES




POWER SUNROOF.

Add a wide open view of the sky to your journey with an available power tilt-and-slide, one-touch glass sunroof.



STEERING WHEEL-MOUNTED CONTROLS.

Enjoy available fingertip control of the audio system, cruise control and Bluetooth® hands-free phone system from the steering wheel for added convenience.



BLUETOOTH® CONNECTIVITY.

The available Bluetooth® hands-free phone system lets users make hands-free phone calls and stream music wirelessly through the audio system.



HEATED FRONT AND REAR SEATS.

In addition to the available heated front seats on Elantra GL, Sport Appearance Package, GLS and Limited models, the Elantra GLS and Limited also come equipped with heated rear seats.



4.3" TOUCH-SCREEN WITH REARVIEW CAMERA.

The 2016 Elantra features an available 4.3" touch-screen with rearview camera for added assistance when reversing out of tight places.



7.0" TOUCH-SCREEN NAVIGATION SYSTEM AND REARVIEW CAMERA.

The available 7.0" touch-screen navigation system not only helps guide you from point A to point B, but can also be used to search for gas stations, ATMs or restaurants.



PROXIMITY KEYLESS ENTRY WITH PUSH-BUTTON IGNITION.

The available proximity key allows the Elantra to recognize your key fob from your pocket or purse so that opening the driver door is as easy as pressing a button located on the door handle. Once inside, get settled, buckle up, and press the push-button ignition to start your engine.



8-WAY POWER DRIVER SEAT.

Find perfect comfort with the available 8-way power driver seat with lumbar support.



AVAILABLE 2.0L GDI ENGINE.

The Elantra is available with a 2.0L engine that has been engineered with our innovative Gasoline Direct Injection (GDI) technology for improved efficiency and power.



DRIVER SELECTABLE STEERING MODE (DSSM).

The 2016 Elantra features standard Driver Selectable Steering Mode (DSSM). DSSM provides three driver-selectable operating modes (Comfort, Normal and Sport) to tailor the vehicle's steering response at any time based on driver's preference and road conditions.

5

5-YEAR/100,000 KM
**COMPREHENSIVE LIMITED
WARRANTY***

5-YEAR/100,000 KM
POWERTRAIN WARRANTY

5-YEAR/100,000 KM
EMISSION WARRANTY

5-YEAR/UNLIMITED KM
**ROADSIDE ASSISTANCE
PROGRAM****



You will see that a number of our vehicles have been awarded with multiple awards from the most reputable third party organizations, so you can take their word when it comes to the quality, design and safety of our vehicles. This quality is equally matched by the quality of our warranty. We stand confidently behind our products to give you the ultimate peace of mind with a 5-year/100,000 km comprehensive limited warranty, one of the best-backed warranties in Canada. We also provide a 5-year/unlimited km Roadside Assistance Program** featuring flat tire changing, lockout service and more. Just one toll-free call away, 24 hours a day.

THERE'S NO SUBSTITUTE FOR
PEACE OF MIND

COLOURS

EXTERIOR

(L and GL models only)



ICE WHITE



PLATINUM SILVER



POLISHED METAL



DESERT BRONZE



COAST BLUE



BLACK NOIR PEARL



VENETIAN RED

EXTERIOR

(Sport Appearance Package, GLS and Limited models only)



MONACO WHITE



SHIMMERING SILVER



TITANIUM GREY METALLIC



SANDY BRONZE



WINDY SEA BLUE




SPACE BLACK




GERANIUM RED

INTERIOR



GREY CLOTH SEATS

(L model only)



BLACK CLOTH SEATS

(GL, Sport Appearance Package and GLS models only)



BLACK LEATHER SEATS

(Limited model only)

Choice of interior colour depends upon model and/or exterior colour selection. Due to print production process, the colours shown throughout this brochure vary slightly from actual hue. Textures may not be exactly as shown. Visit hyundaicanada.com or see your dealer for details.

MUD GUARD KIT.

Custom-fit mud guards help keep the dirt and debris of everyday driving where it belongs.



CARGO TRAY.

Add years to the interior of your Hyundai by protecting it from spills and messy loads with a durable, custom-fit cargo tray.



PLASTIC HOOD PROTECTOR.

Helps prevent dents and scratches caused by road and vehicle debris with an attractive plastic hood protector.



BLOCK HEATER.

Engineered for your Hyundai, a block heater will help ensure fast starts and reduce engine wear in extreme weather.



HYUNDAI WARMUP SYSTEM.

Keep the inside of your car warm in winter months without using a drop of fuel! The Hyundai Warmup System includes an interior cabin heater, block heater, a fully programmable display unit as well as an integrated battery charger.



SIDE VISORS.

Complement your vehicle with a sleek and durable set of side visors that will help reduce glare while providing you with fresh air. Custom made for your vehicle using high quality reinforced tinted acrylic plastic, these visors will look good on your vehicle for years to come.



PREMIUM ALL WEATHER FLOOR LINERS.

Premium all weather floor liners were designed to cover the interior carpet providing maximum protection against the elements that other mats cannot offer. Their unique and durable design features a non-slip surface for added comfort and a long lasting premium look. Remove carpet mats prior to installation.



REAR BUMPER PROTECTOR.

Help protect the finish on your bumper from chips and scratches, when loading and unloading the cargo area, with this durable, custom-fit rear bumper protector.

For more information on additional accessories please visit hyundaicanada.com, or visit your dealer for details.

ACCESSORIES

ELANTRA SPECIFICATIONS

L STANDARD EQUIPMENT INCLUDES:	
1.8L DOHC, 16-valve, 4-cylinder, engine with Dual Continuously Variable Valve Timing (D-CVVT)	Central power door locks
15" steel wheels with covers	Driver's seat height adjuster
6-speed manual transmission	Driver Selectable Steering Mode (DSSM)
4-wheel disc brakes	Dual power-adjustable heated side mirrors
Airbags ¹ (6): advanced dual front, front seat-mounted side-impact and roof-mounted side-curtain	iPod®/USB/Auxiliary connectivity
AM/FM/CD/MP3 audio system with 6 speakers	Power windows with driver's auto down
Anti-lock Braking System (ABS) with Electronic Brake-force Distribution (EBD)	Rear seat centre armrest with cupholders
	Trip computer
	Vehicle Stability Management (VSM), Electronic Stability Control (ESC) with Traction Control System (TCS) ²
GL INCLUDES ELANTRA L STANDARD EQUIPMENT PLUS:	
16" steel wheels with covers	AM/FM/SiriusXM™/CD/MP3 audio system with 6 speakers
Bluetooth® hands-free phone system	Steering wheel-mounted audio and telephone controls
Heated front seats	Tilt-and-telescopic steering wheel
Keyless entry system with alarm	Optional: 6-speed automatic transmission with SHIFTRONIC® manual mode
Manual air conditioning	
SPORT APPEARANCE PACKAGE INCLUDES GL STANDARD EQUIPMENT PLUS:	
6-speed automatic transmission with SHIFTRONIC® manual mode	Fog lights
16" alloy wheels	Illuminated front sunvisors with extensions
4.3" touch-screen with rearview camera	Power tilt-and-slide sunroof
GLS INCLUDES SPORT APPEARANCE PACKAGE STANDARD EQUIPMENT PLUS*:	
6-speed manual transmission	Heated rear seats
2.0L GDI 4-cylinder engine	Hood insulator
173 horsepower	Leather-wrapped steering wheel and gearshift knob
17" alloy wheels	*Except 6-speed automatic transmission which is optional.
Cloth door inserts	Optional: 6-speed automatic transmission with SHIFTRONIC® manual mode
Windshield sunshade band	
LIMITED INCLUDES GLS PACKAGE STANDARD EQUIPMENT PLUS:	
6-speed automatic transmission with SHIFTRONIC® manual mode	Deluxe door-sill plates
7.0" touch-screen navigation system with rearview camera	Deluxe sliding front centre armrest
8-way power driver's seat with lumbar support	Dual zone automatic temperature control
Auto-dimming inside rearview mirror with HomeLink®	Leather seating surfaces
AM/FM/SiriusXM™/CD/MP3 audio system with 6 speakers and External Amplifier	Simulated leather door inserts
Chrome beltline molding	Side mirror turn signal repeaters
Chrome exterior door handles	Power windows with driver's auto up/down and pinch protection
Chrome interior door handles	Proximity keyless entry with push-button ignition
Dark chrome lower front grille	Solar front glass
	Projection headlights with LED accents
	LED tail lights

	ELANTRA 1.8L	ELANTRA 2.0L
ENGINE		
Type	1.8L (1,797cc) 4-cylinder	2.0L (1,999cc) 4-cylinder
Cam design	D-CVVT	D-CVVT
Valve train	16-valve swing arms with hydraulic lash adjuster	16-Valve swing arms with hydraulic lash adjuster
Intake system	2-step Variable Induction System (VIS) + Variable Charge Motion (VCM)	2-step Variable Induction System (VIS) + Variable Charge Motion (VCM)
Block/head composition	Aluminum	Aluminum
Horsepower @ RPM	145 @ 6,500	173 @ 6,500
Torque (lb-ft) @ RPM	130 @ 4,700	154 @ 4,700
Bore and stroke (mm)	81.0 x 87.2	81 x 97
Compression ratio (:1)	10.3	11.5
Fuel delivery	Multi-Point Injection (MPI)	Gasoline Direct Injection (GDI)
Mounts	Hydraulic	Hydraulic
Recommended fuel	Unleaded	Unleaded
Exhaust	Single	Chrome tip
Emissions system	ULEV	ULEV
ELECTRICAL		
Ignition system type		Distributorless
Alternator rating		13.5 V 90 A
BRAKING		
Type	Anti-lock Braking System (ABS) with Electronic Brake-force Distribution (EBD)	
Front / Rear	280 mm disc / 262 mm disc	
STEERING		
Type	Rack and Pinion Motor Driven Power Steering (R-MDPS)	
Overall ratio (:1)	13.9	
Turns (lock to lock)	2.78	
Turning diameter (m)	10.6	
SUSPENSION		
Front	MacPherson strut with coil spring	
Front stabilizer bar (mm)	22	23
BODY / CHASSIS		
Type	Unibody	
Primary materials	High tensile steel	
Coefficient of drag (cd)	0.28	
WEIGHTS / CAPACITIES		
Curb weight MT/AT	1,258 kg – 1,315 kg / 1,278 kg – 1,335 kg	1,311 kg – 1,322 kg / 1,326 kg – 1,342 kg
Gross weight MT/AT	1,740 kg / 1,760 kg	1,740 kg / 1,760 kg
VOLUME		
Passenger compartment	2,707 L	
Cargo – Trunk	420 L	
Total	3,127 L	
CAPACITIES		
Fuel tank	48 L	50 L
Engine oil (filter included)	4.0 L	4.0 L
Engine coolant	2.1 L	2.1 L
FUEL ECONOMY (L/100KM) ³ – 5-CYCLE TESTING METHOD		
	MT / AT	MT / AT
City	8.8 / 8.5	9.8 / 9.7
Highway	6.4 / 6.3	7.0 / 6.7
Combined	7.7 / 7.5	8.5 / 8.3

For more detailed specifications and information please visit hyundaicanada.com, or visit your dealer today.

• = Standard - = Not Available ◦ = Optional

		L	GL	SPORT PKG	GLS	LIMITED
PERFORMANCE						
Engine	1.8L (1,797cc) 4-cylinder with Multi-Point Injection (MPI)	•	•	•	-	-
	2.0L (1,999cc) 4-cylinder with Gasoline Direct Injection (GDI)	-	-	-	•	•
	Hood insulator	-	-	-	•	•
	Exhaust, chrome tip	-	-	-	•	•
Transmission	6-speed manual transmission	•	•	-	•	-
	6-speed automatic transmission with SHIFTRONIC® manual mode	-	◦	•	◦	•
EXTERIOR						
Wheels and tires	15 x 6.0J steel with P195/65R15 all-season tires	•	-	-	-	-
	16 x 6.5J steel with P205/55R16 all-season tires	-	•	-	-	-
	16 x 6.5J aluminium alloy wheels with P205/55R16 all-season tires	-	-	•	-	-
	17 x 7.0J aluminum alloy wheels with P215/45R17 all-season tires	-	-	-	•	•
	Spare tire mounted under cargo floor	•	•	•	•	•
Exterior lighting	Headlights escort function	•	•	•	•	•
	Automatic headlights	-	•	•	•	•
	Fog lights	-	-	-	•	•
	Projection headlights with LED accents	-	-	-	-	•
	LED tail lights	-	-	-	-	•
Outside mirrors	Dual power-adjustable, body colour, heated side mirrors	•	•	•	•	•
	LED side mirror turn signal repeaters	-	-	-	-	•
Moldings and trim	Front lower air intake, dark chrome	-	-	-	-	•
	Window-belt moulding, chrome	-	-	-	-	•
	Door handles, chrome	-	-	-	-	•
Glass	Solar front glass	-	-	-	-	•
	Windshield sunshade band	-	-	-	-	•
Wipers	2-speed/intermittent windshield wipers	•	•	•	•	•
Other	Sunroof, power tilt-and-slide	-	-	•	•	•
INTERIOR						
Seating	Premium cloth seating surfaces	•	•	•	•	-
	Leather seating surfaces	-	-	-	-	•
	6-way manually adjustable driver's seat	•	•	•	•	-
	8-way power adjustable driver's seat with lumbar support	-	-	-	-	•
	4-way manually adjustable front passenger's seat	•	•	•	•	•
	Heated front seats	-	•	•	•	•
	Heated rear seats (bottom cushion, outboard seats only)	-	-	-	•	•
	60/40 split-folding rear seats	•	•	•	•	•
	Rear seat centre armrest with cupholders	•	•	•	•	•
		Rear seat centre armrest with cupholders	•	•	•	•
Multimedia	172-watt AM/FM/CD/MP3 audio system with 6 speakers	•	-	-	-	-
	172-watt AM/FM/SiriusXM™/CD/MP3 audio system with 6 speakers	-	•	•	•	-
	360-watt AM/FM/SiriusXM™/CD/MP3 audio system with 6 speakers and External Amplifier	-	-	-	-	•
	7.0" navigation system with high-resolution touch-screen	-	-	-	-	•
	iPod®/USB/auxiliary connectivity	•	•	•	•	•
	Rearview camera	-	-	•	•	•
Interior	Bluetooth® hands-free phone system	-	•	•	•	•
	Door trim, cloth inserts	-	-	-	-	•
	Door trim, leatherette inserts	-	-	-	-	•
	Door handles, chrome	-	-	-	-	•
	Sunvisors with vanity mirrors	•	•	•	•	•
	Sunvisors, illuminated vanity mirrors with extensions	-	-	•	•	•
	Deluxe door-sill plates	-	-	-	-	•

		L	GL	SPORT PKG	GLS	LIMITED
INTERIOR (continued)						
HVAC	Air conditioning, Manual climate control	-	•	•	•	-
	Air conditioning, Automatic temperature control	-	-	-	-	•
	Cabin air filter	•	•	•	•	•
	Rear window defroster, Electronic with timer	•	•	•	•	•
Steering wheel	Leather-wrapped steering wheel and gearshift knob	-	-	-	•	•
	Tilt	•	•	•	•	•
	Tilt-and-telescopic steering wheel	-	•	•	•	•
	Audio and telephone controls	-	•	•	•	•
Convenience features	Bluetooth® controls with voice command	-	•	•	•	•
	Cruise control (steering wheel-mounted)	-	-	•	•	•
	Front and rear power windows with driver's auto-down	•	•	•	•	•
	Power windows, driver's auto-up with pinch protection	-	-	-	-	•
	Power door locks, 2-turn unlock, inside handle override	•	•	•	•	•
	Remote keyless entry system with alarm	-	•	•	•	•
	Front centre console with dual cupholders and storage compartment (fixed armrest)	•	•	•	•	-
	Front centre console with dual cupholders and storage compartment (sliding armrest)	-	-	-	-	•
	Sunglass holder	•	•	•	•	•
	Rear centre armrest with cup holders	•	•	•	•	•
12-volt outlet (2)	•	•	•	•	•	
Inside rearview mirror, auto-dimming with HomeLink®	-	-	-	-	•	
Proximity keyless entry with push-button ignition	-	-	-	-	•	
SAFETY						
Passenger restraint system	Airbags (6) ¹ – front impact (2), front seat-mounted side impact (2), front/rear side-curtain (2)	•	•	•	•	•
	Airbags, Occupant Classification System (OCS)	•	•	•	•	•
	Front seats, 3-point seatbelt	•	•	•	•	•
	Front seats, front adjustable shoulder belt height	•	•	•	•	•
Active safety	Front seats, front seatbelt pretensioners	•	•	•	•	•
	Rear seats 3-point seatbelt, all positions	•	•	•	•	•
	LATCH Lower Anchors and Upper Tether Anchors for Children	•	•	•	•	•
	Child safety locks (rear)	•	•	•	•	•
	Anti-lock Braking System (ABS) with Electronic Brake-force Distribution (EBD)	•	•	•	•	•
	Brake Assist (BA)	•	•	•	•	•
Passive safety	Vehicle Stability Management (VSM), Electronic Stability Control system (ESC) with Traction Control System (TCS) ²	•	•	•	•	•
	Hillstart Assist Control (HAC) (A/T only)	-	◦	•	◦	•
	Energy-absorbing steering column	•	•	•	•	•
	Front and rear crumple zones	•	•	•	•	•
	Anti-theft system integrated with remote keyless entry and panic alarm	-	•	•	•	•
EXTERIOR DIMENSIONS		INTERIOR DIMENSIONS				
Wheelbase	2,700 mm	Head room (front / rear)	1,017 mm / 943 mm			
Overall length	4,550 mm	Leg room (front / rear)	1,108 mm / 847 mm			
Overall width	1,775 mm	Hip room (front / rear)	1,348 mm / 1,339 mm			
Overall height	1,430 mm	Shoulder room (front / rear)	1,420 mm / 1,393 mm			
Minimum ground clearance	135 mm					

hyundaicanada.com/elantra



^{TM/®}The Hyundai name, logos, product names, feature names, images and slogans are trademarks owned by Hyundai Auto Canada Corp. Specifications, features, illustrations, accessories, materials and equipment and all other information shown in this brochure are based on the latest information available at the time of publication. Although descriptions are believed to be correct, accuracy cannot be guaranteed. Hyundai Auto Canada Corp. reserves the right to make any changes or modifications at any time, without notice or obligation, including, without limitation, in colour, specifications, features, accessories, materials, equipment and models. Some vehicles are shown with optional equipment. All Hyundai warranties have no deductible. ¹Hyundai's Comprehensive Limited Warranty coverage covers most vehicle components against defects in workmanship under normal use and maintenance conditions. ^{††}Hyundai's 24-Hour Roadside Assistance Program is a limited service and does not cover certain costs or expenses. Roadside Assistance is not a warranty. ^AFuel economy figures are based on manufacturer's testing and are used for comparison purposes only. Actual fuel efficiency may vary based on driving conditions and the addition of certain vehicle accessories. ¹The Supplemental Restraint (Airbag) System (SRS) is designed to work with the 3-point seatbelt system. The SRS deploys in certain frontal and/or side-impact conditions where significant injury is likely. The SRS is not a substitute for seatbelts, which must still be worn at all times. Children under the age of 13 should be securely restrained in the rear seat. NEVER place a child-seat in the front seat of a Hyundai vehicle. ²Electronic Stability Control (ESC) and Traction Control System (TCS) are meant to enhance conscientious driving habits and are not a substitute for safe driving practices. ESC cannot control your vehicle's stability under all driving situations. No system, no matter how advanced, can overcome physics or correct poor driving. Speed, road conditions and driver steering input will affect whether ESC can help prevent loss of control. See Owner's Manual for details. The SiriusXMTM name is a trademark of SiriusXM Satellite radio Inc., Bluetooth[®] word mark and logos are registered trademarks owned by Bluetooth SIG, Inc., iPod[®] is a registered trademark of Apple Inc., HomeLink[®] is a registered trademark of Johnson Controls Inc. All other trademarks and trade names are those of their respective owners.

