

THE HONDA CARS.





THE COUPE.

The Honda Coupe combines the best features of a sports car with the economy of a sub-compact for a list price that looks more like a down payment.

But don't just take our word for it.

Drive the Honda Coupe for yourself.

Experience the fun of driving a car with aerodynamic body styling.

Feel how smoothly the Honda Coupe's synchromesh transmission takes you through the gears.

Enjoy the feel of power-assisted front disc brakes.

Gain the advantages of smooth cornering as the Honda Coupe's combination of front-wheel drive and radial tires combine to gently pull you around corners as you turn.

And enjoy the kind of visibility that gives you a good view of the road whether you're just going down to the corner and back, around town, or cross country.

As you drive, you'll also appreciate the fact that we've designed our car to stay on the road, not cooped up in a service garage. All the while giving you up to 40 miles per gallon using regular gas.



THE SEDAN.

The Honda Sedan is one of the best car bargains going today.

It takes only a small investment.

Has a top speed of up to 75 miles per hour.

And gets up to 40 miles per gallon using regular gas.

All of which makes the Honda

Sedan an ideal commuter car. An ideal errand-running, all-around-town shopping car. And an ideal go-to-the-beach, go-to-the-desert or go-anywhere-else kind of car.

But that's not all.


The body of the Honda Sedan, for example, was designed from the inside out. In doing so, we've achieved a maximum amount of

interior roominess, and comfort, while keeping exterior dimensions to a minimum. (We might mention that this same philosophy was used in designing the Honda Coupe.)

All these things add up to make owning a Honda 600 Sedan a great little idea.










THE COUPE.

We've pictured here just a few of the many deluxe features that come to you as standard equipment on the Honda Coupe.

Among them: An air-cooled, four-stroke overhead cam engine. Four-speed synchromesh transmission. Front-wheel drive. Radial ply tires. Self-adjusting power-assisted front disc brakes. Rack and pinion steering. Special mag style wheels. Front bucket seats with headrests. Flow-through ventilation. Sportstyle side mirror. 230° tachometer. Outside recessed door handles. Hinged rear side windows. Roof console. A rear seat that flips down for more storage space. And a rear window that flips up for easy access to that storage space.

All in all, the Honda Coupe is quite a sport. And quite a little car for the money.









& SEDAN.

Like the Honda Coupe, the Honda Sedan has its own long list of extras you won't have to pay extra for.

An air-cooled four-stroke overhead cam engine. Four-speed synchromesh transmission. Front-wheel drive. Self-adjusting power-assisted front disc brakes. Rack and pinion steering. Special side panel stripping. Front bucket seats with headrests. Flow-through ventilation. Hinged rear side windows. A gas cap cover door that locks from the inside. And more.

The Honda Sedan gives you all these things (some of which are pictured on this page) and the kind of fuel consumption that sends gas station attendants running for cover. All for a list price that's so low it's hard to believe.

The Honda Sedan. You'll love it. (Your wallet will love it, too.)



THE HONDA CARS.

General	Air-cooled front engine, front-wheel drive, four-passenger, two door coupe and sedan.	
Engine	Type	Air-cooled, two-cylinder, single overhead camshaft (SOHC)
	Cylinder Arrangement	Vertical, parallel and transversely mounted
	Bore & Stroke	2.91 x 2.74 inches
	Displacement	36.5 cubic inches
	Compression Ratio	8.5 : 1
	Carburetor	Keihin variable venturi w/accelerâtor pump
	Valve Train	Single overhead camshaft
	Max. Torque	SAE 31.8 lb. ft. @ 4,000 rpm
	Specific Power Output	.99 bhp/cubic inch
	Cooling System	Forced air cooling by high efficiency axial flow fan located behind the engine, supplemented by ram air
	Fuel Required	Regular grade gasoline
	Engine Material	Crankcase: Aluminum alloy Cylinders: Cast iron liners in finned aluminum alloy housing Cylinder head: Aluminum alloy
Drive Train	Transmission	Four speed all synchromesh
	Clutch Type	Single dry plate, diaphragm
Suspension	Front	Independent, coil springs
	Rear	Semi-elliptic leaf springs
Steering	Type	Rack and pinion
	Turning Circle	32.2 feet
Brakes	Independent dual hydraulic system Power assisted self-adjusting front disc brakes	
Performance	Max. Speed	75 mph
	Fuel Consumption	Up to 40 miles per gallon

Honda Cars meet or exceed all applicable U.S. Federal Motor Vehicle Safety Standards.


Specifications subject to change without notice.
Copyright 1971 American Honda Motor Co., Inc.

THE 600 COUPE.

MARTY SUSSMAN OLDS., INC.
JENKINTOWN & BAEDER ROADS
JENKINTOWN, PA. 19046

Tires	145 SR 10 Radial Ply			
Dimensions & Capacities	Wheelbase	78.7 inches	Width	51 inches
	Track, front	45.9 inches	Curb weight	1,312 pounds
	Track, rear	44.3 inches	Battery capacity	12 volt, 45 A.H.
	Length	122.8 inches	Fuel tank capacity	6.9 gallons
	Height	50.4 inches		

Colors



& 600 SEDAN.

Tires	5.20-10 6 ply rating			
Dimensions & Capacities	Wheelbase	78.7 inches	Width	52.6 inches
	Track, front	46.1 inches	Curb weight	1,356 pounds
	Track, rear	44.7 inches	Battery capacity	12 volt, 45 A.H.
	Length	125.6 inches	Fuel tank capacity	6.9 gallons
	Height	52.4 inches		

Colors

