



**HONDA**

**STREAM** RSZ  
*7-day coupé*



*TIME FLIES WHEN YOU ENJOY  
EVERY SINGLE MOMENT.*

## *The 7-day coupé*

What's a 7-day coupé? Imagine a sporty vehicle that eliminates the stereotype of a family car, yet retains its versatility that's suitable for any occasion. Imagine if it's coupled with a 1.8-litre i-VTEC powerhouse, 7-seater capability, advanced drivability, low-slung styling, space and many safety features. Imagine no further. Experience it instead, with the only 7-day coupé - The Stream RSZ.



*Oval fog lights for added visibility.*



*Stylish door mirrors with turn lights.*



*Sporty multi-spoke alloy rims with low-profile tyres for an edgy look.*



*Aggressive front bumper and grille design.*



*Aerodynamic tailgate spoiler for stability at high speeds.*



*Smoked tail lights that accentuate its sporty design.*



*Rear bumper design that smoothens the exterior contours, and rear diffuser to enhance aerodynamics.*



*Sleek side skirt design.*

## Inside your 7-day coupé

### A mode for any occasion.

The Stream RSZ provides an inviting ambience and improved practicality suitable for any occasion. You can go from power lunches to road trips, without feeling out of place. The new interior additions complement the performance and drivability of the Stream RSZ, but most importantly, it complements you.



**Black and red colour interior** - It's time you go places in comfort and style. The spacious and sporty interior is accentuated by subtle red finishes, making a bold statement of style.



**Red illumination meter** - Hints of red on the stylish meters highlight the sporty drive of the new Stream RSZ.



**Steering wheel audio control** - With an ergonomically-designed audio button on the steering wheel, you'll have control of the audio system right at your fingertips.



A sporty cockpit that is complemented by the responsive paddle shift controls.



**Tyre repair kit** - Tyre repair tools are tucked neatly away from view in the boot, allowing ample space for luggage.



**Alloy pedals** - Sporty alloy pedals gives you precise control of the throttle and brakes.



**Centre console with lid** - Simply slide the shutter on the handy centre console to keep your valuables out of sight.

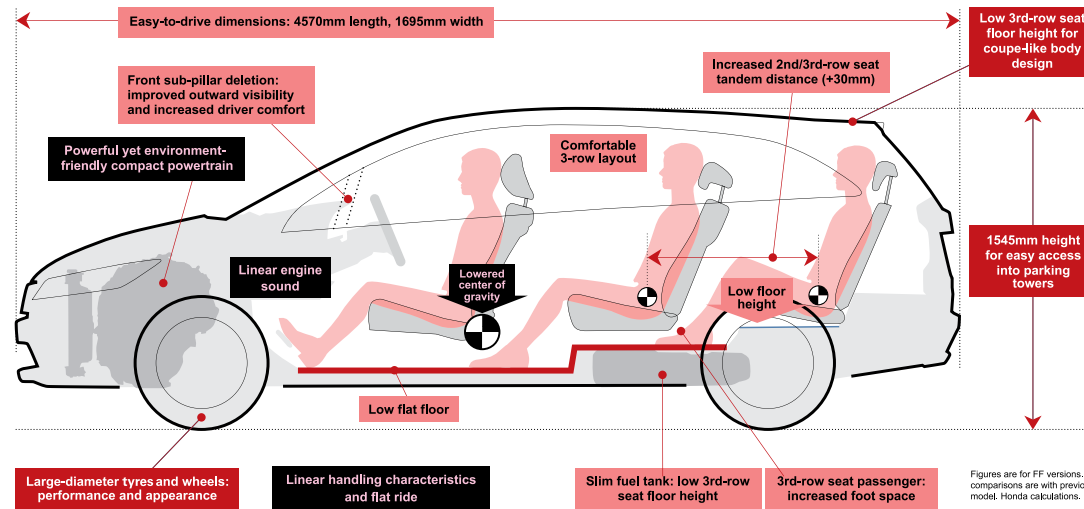


**Red-ring cup holder** - Sporty-looking red-ringed cup holders for your convenience during long journeys.

# Inside your daily drive

## Spacious Performance

The Stream RSZ is designed to accommodate 7 passengers in total comfort over short and long distances. Having the same wheelbase and spacious layout as its predecessor, the Stream RSZ will bring you to your destination in the highest comfort levels.



Separate mode



Water-repellent mode



Carpet mode



2 person mode

## 8-mode capability

With 8 smart modes to choose from, the Stream RSZ, with simple and quick adjustments, can go from the 2-person to full-space mode or 5-person mode to semi flat mode, depending on your needs.

The luggage area also incorporates two separate, lidded compartments on each side that can be used for a variety of reasons. Also, the use of the slim fuel tank permits a lower floor, while the reduced cross section in the rear frame results in more width. All these results in a driving experience that's comfortable for the driver and the passenger on any occasion.



2 person mode



4 person mode



5 person mode



7 person mode

\* Specifications may vary and are subject to change without prior notice. \* Actual model may vary from the image shown.

# Cutting-edge performance and technology

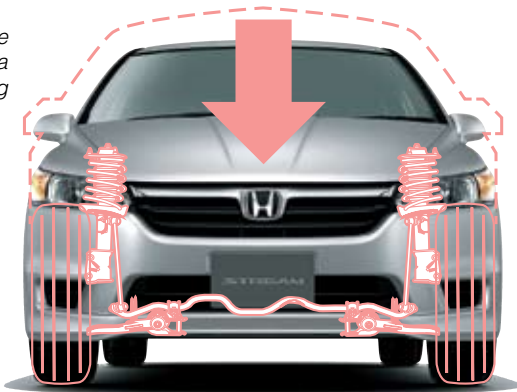


## Inspired by grand-touring coupés

An attractive architecture of smooth exterior lines and a spacious interior that reflects the sporty, dynamic and adventurous individuals – and their families.

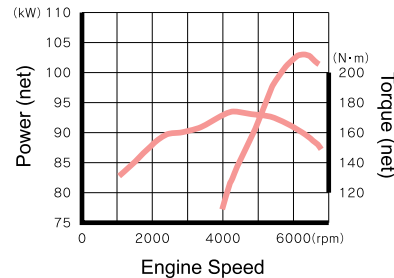
## Coupé dynamics

The low centre of gravity in the Stream RSZ is akin to that of a sports coupé. It improves handling over corners and straight roads.



## 1.8-litre i-VTEC engine.

The 140PS i-VTEC engine is mated to a Drive-By-Wire (DBW) system to deliver the purest driving experience. At fast cruising, the Valve control is complimented by a DBW (Drive-By-Wire) system that provides exceptional fuel economy.




**Max Power**  
140PS (103kW) @ 6300rpm

**Max Torque**  
174Nm (17.7kg-m) @ 4300rpm

## 5-speed automatic transmission

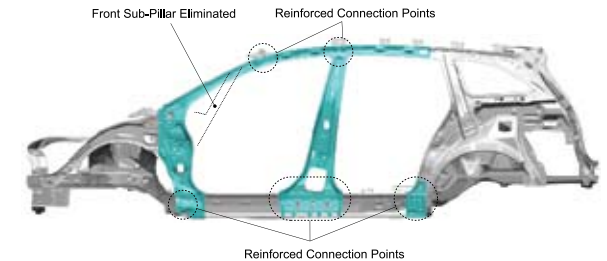
The engine's DBW system brings out the true sporting character of the 5-speed automatic transmission, ensuring a smooth, yet instant surge of acceleration at the slightest touch.



High-tensile steel

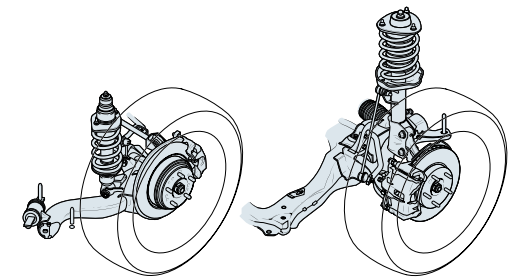
## Increased rigidity

Strong, lightweight, expanded high-tensile steel, tailored blanks assimilated with fused steel plates of varying thickness and materials for more efficient strengthening.



## Reinforced connection points

Strengthened pillar joints to improve the rigidity of the body door frames. Front sub-pillar is eliminated to secure increased visibility and a cleaner outer appearance.



## Optimised drivability

Front MacPherson Strut suspension with a side cancellation spring for total driving comfort and our renowned double wishbone suspension system works in harmony to improve riding comfort and drivability.

\* Specifications may vary and are subject to change without prior notice. \* Actual model may vary from the image shown.

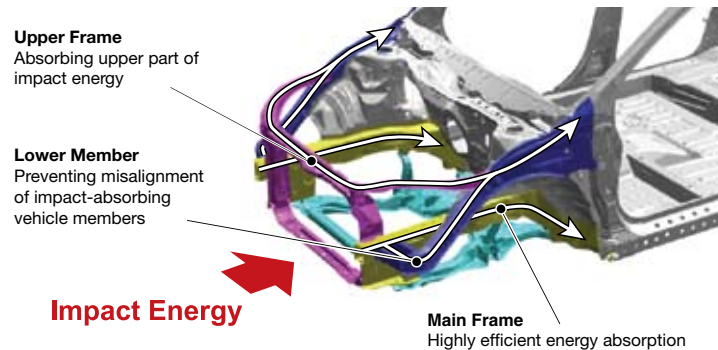
## For your daily safety

Honda builds its cars to the highest standards for better protection for you and your family. In the Stream RSZ, high-tensile steel has been applied to more areas of the body to improve structural rigidity. The chassis incorporates fused steel plates of different thickness and materials which enable the Stream RSZ to encase passengers in a safety cell.



### Improved G-Force Control Technology

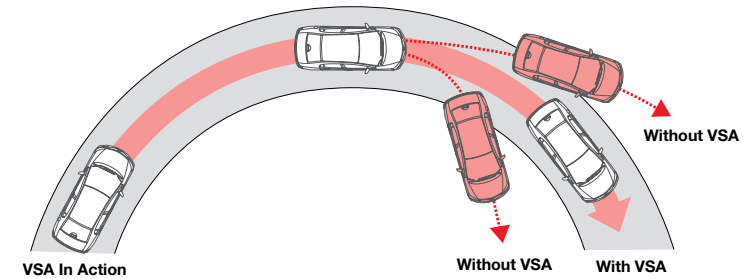
The G-Force Control effectively absorbs and disperses collision impact through crumple zones while maintaining a survival zone for occupants. In addition, consideration of the Stream RSZ's "crash compatibility" with other vehicles seeks to enhance self-protective performance while reducing the extent of car-to-car collision damage.



\* Actual model may vary from the image shown.

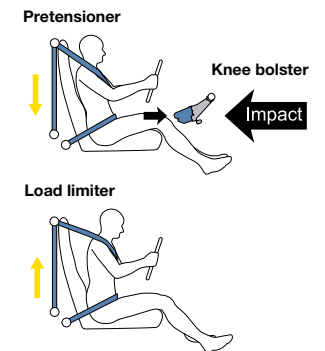
### VSA & ABS with EBD

Honda's active safeguards work in synergy to help you avoid driving hazards.




### VSA and ABS with EBD

Advanced active safeguards ensure your safety on your journey to any destination. With VSA (Vehicle Stability Assist), and ABS (Anti-Lock braking system) with EBD (Electronic Brake-Force Distribution) that work in synergy to help you avoid driving hazards, you'll be well-composed over various road conditions.



The Stream RSZ also surrounds you and your loved ones with an advanced passive shielding that offers an occupant survival zone in an unavoidable collision. What's more, the Dual Front SRS airbags and seat belt pretensioners are standard features in the new Stream RSZ.



# Specifications



Passion Red Pearl (R-539PX)



Polished Metal Metallic (NH-737M)



Premium White Pearl (NH-624P)



Crystal Black Pearl (NH-731P)

## Honda Stream RSZ 1.8 i-VTEC

<b>Engine</b>		<b>Leather Steering Wheel &amp; Gearknob</b>		•
Engine Type	4 Cylinders, 16 Valve, SOHC i-VTEC	Steering Wheel Audio Control		•
Fuel Supply System	PGM-FI (Programmed Fuel Injection)	2 Din Audio with USB Port		•
Bore & Stroke (mm)	81.0 x 87.3	Speakers	4	
Displacement (cc)	1799	Accessory Socket		•
Compression Ratio	10.5:1	Interior Color	Black & Red	
Max Horsepower [PS(kW) / rpm]	140 (103) @ 6,300	Height Adjustable Driver Seat		•
Max Torque [Nm(kg-m) / rpm]	174 (17.7) @ 4,300	Passenger Seat Under Tray		•
DBW	•	Front Seat Back Pockets		•
<b>Transmission</b>		Armrest (1st & 2nd Row)		•
Transmission Type	5 Speed Automatic with Paddle Shift	60:40 Split Fold (2nd row)		•
<b>Steering</b>		50:50 Split Fold (3rd row)		•
Gear Type	Rack and Pinion with Electric Power Assist (Electric Power Steering)	Vanity Mirrors with Lid		•
Turning Radius (m)	5.8	Rear View Mirror with Day / Night Change		•
Turn Lock to Lock	2.7	Front Centre Console with Illuminated Cup holders		•
<b>Braking</b>		Map Light & Trunk Light		•
Braking System Type (Front)	Ventilated Disc	Power Mirror & Power Retractable Door Mirror		•
(Rear)	Drum In Disc	Alloy Pedals		•
Parking Brake	Foot Brake	<b>Exterior</b>		
<b>Suspension</b>		HID with Auto ON/OFF Headlight		•
Suspension System (Front)	McPherson Strut	Front Fog Light		•
(Rear)	Reactive Link Double Wishbone	Chrome Door Handle		•
<b>Dimensions</b>		Door Mirror with Turn Light		•
Overall Length (mm)	4570	Fully Automatic Sunroof		•
Overall Width (mm)	1695	RSZ Exclusive Alloy Wheels	17"	
Overall Height (mm)	1545	RSZ Exclusive Front Bumper		•
Wheelbase (mm)	2740	RSZ Exclusive Rear Bumper		•
Treads (Front) (mm)	1470	RSZ Exclusive Side Skirt		•
Treads (Rear) (mm)	1470	RSZ Exclusive Front Grille		•
Ground Clearance (mm)	150	RSZ Exclusive Tailgate Spoiler		•
Weight (kg)	1385	Variable Intermittent Windshield Wipers		•
Wheel Size	17 x 6JJ	Exhaust Finisher		•
Tyre Size	205 / 55 R 17	<b>Safety &amp; Security</b>		
Fuel Tank Capacity (Litre)	55	Dual Front Airbags		•
Seating Capacity	7	Reverse Sensor		•
<b>Interior</b>		VSA (ABS, EBD, BA & Traction Control)		•
Self-Illumination Meter with VID	•	G Force Control Technology (G-CON) Body		•
Automatic Air-conditioning System with ECO Mode	•	Pinch Free Window (Driver Side Only)		•
Paddle Shift	•	Pre-tensioners Front Seatbelt		•
Tilt & Telescopic Steering Wheel	•	High Mount Stop Light		•
		Security Alarm with Immobilizer		•
		Ultrasonic Sensor		•
		Wave Blade Keys		•
		Tyre Repair Kit		•



**Honda Malaysia Sdn Bhd** (532120-D)  
Toll-Free No: 1800-88-2020 • [www.honda.com.my](http://www.honda.com.my)