

# 1980 Honda Prelude



Honda introduced the Civic in 1973. It quickly acquired a well-deserved reputation as excellent basic transportation. It was (and is) a car built with today's environment in mind.

In 1976 we introduced a slightly bigger car, the Honda Accord. The Accord was modeled along the same basic lines of the Civic, but had a few more creature comforts. It immediately became one of America's favorite cars.


The Honda Prelude, our newest car, represents a totally new concept for Honda. We call it a sports car for grown-ups. People who care as much about their car's comfort as its ability to accelerate from a stoplight.


But don't think we consider good performance a sign of immaturity.

The Prelude is one of the most nimble Hondas we've ever made. Test-drive one and you'll see. From its standard 5-speed transmission to its power-operated moonroof, it is a pleasure to drive.

In fact, once you get in, you may never want to get out. And isn't that really what a sports car should be?

The Prelude's moonroof comes with a manually operated sunshade, both of which are shown here. If you want fresh air, just press the button and the tinted glass moonroof slides back. If you want shade, simply close the moonroof then slide the sunshade forward. The moonroof has a retractable wind deflector, so that the passengers inside are not buffeted by excess wind.





The Prelude's list of standard features sounds more like that of a luxury car than a sports car.

The wipers have intermittent action as well as two speeds. The door and rear window defrosters help keep your window glass clear in inclement weather. The glass is tinted all around. This year the side rearview mirror has a remote control adjustor. And the interior rearview mirror can be adjusted at night to reduce the reflected glare from headlights.


There are stowage boxes in the rear seat side panels as well as the center console. The trunk is surprisingly spacious. A trunk light automatically goes on whenever the trunk is opened. And the trunk has a convenient remote release lever at the base of the driver's seat.


You'll appreciate the protective side mouldings if you ever park in parking lots.



The Prelude's sleek lines fairly cry out "sports car." So does the engineering. The Prelude has Honda's famous CVCC® Advanced Stratified Charge Engine (the peppy 1751cc version). Four-wheel independent suspension. Rack and pinion steering. Power-assisted front disc brakes with dual-diagonal circuits. Self-adjusting brakes. Negative steering roll radius. Steel-belted radial tires. And a 5-speed transmission. All standard.

In true Honda tradition, the Prelude also has front-wheel drive. With the weight of the engine over the wheels doing the work, you get excellent traction.






The fully reclining front bucket seats are covered with a special, handsome fabric. The front seat headrests are adjustable vertically and tilt both forward and backward. For the first time, Honda's new fully automatic 3-speed transmission is available as an option.



The Prelude's automatic maintenance reminder tells you when, under normal conditions, you should rotate the tires, and change the oil and oil filter. The electronic warning system lights up at once if either door or the trunk is not securely latched.

The instrument cluster is within the perimeter of the steering wheel, for easy viewing. And the tachometer and speedometer are on the same axis, so both are large and easy to read.





A quartz digital clock lights up when the ignition is on. The Prelude even has a coin box. This way, there's no struggle to reach your wallet whenever you pay for tolls or parking. You simply reach for the coin box.





CLIMATE CONTROL PANEL

COLD MAX. A/C NORM -LO HEAT DEFROST HOT

FAN OFF I II III



RADIO UNIT

TUNE SP-VOL VOL TUNE

FM

CASSETTE FULL AUTO STOP

94.7

ST

A special air-conditioning unit made specifically for the Prelude is available as an option. It has a 3-speed blower, fully adjustable outlets, dehumidified heating, and a thermostat to prevent overcooling.

Honda offers a wide variety of radios, cassette players, and 8-track players as optional equipment. An optional AM/FM stereo radio with electronic tuning and cassette unit is shown here.

### Standard Features

Power-Operated Moonroof	Tinted Glass
Tachometer	Full Carpeting
Maintenance Reminder	Combination Light Switch on Steering Column
Trip Odometer	Built-in Front Seatbelt Retractors
Low Fuel Warning Light	Remote Trunk Lid Release
Quartz Digital Clock	Automatic Trunk Light
Electronic Warning System	Cigarette Lighter
Remote Control Outside Mirror	Stowage Boxes in Rear Seat Side Panels
Day/Night Rearview Mirror	Stowage Box in Center Console
Vanity Mirror - Rt. Sun Visor	Stowage Box Each Side of Trunk
Glove Compartment Light	Protective Body Side Mouldings
Coin Box with Lid	Bright Metal Wheel Trim Rings
Two-Speed Plus Intermittent Wipers	Passenger Assist Handle - Rt. Windshield Post
Front Side Window Defrosters	Front Wheel Splash Guards
Reclining Front Bucket Seats with Adjustable Headrests	Front Fender Rust Protectors
Rear Window Defroster	Rectangular Headlights

### Specifications

General	Front-Wheel Drive, Transverse Engine, Unitized Body
<b>ENGINE - Type*</b>	CVCC* Advanced Stratified Charge, 4-Cylinder, Overhead Camshaft
Piston Displacement	1751cc
Compression Ratio	8.0:1
Net Horsepower	72 @ 4500 rpm (68 @ 4500 rpm with Automatic Transmission)
Net Torque (lb. - ft.)	94 @ 3000 rpm (94 @ 2500 rpm with Automatic Transmission)
Fuel Tank Capacity	13.2 gals.
Type Ignition	Electronic
Fuel Requirement	Unleaded
<b>TRANSMISSION - Types</b>	
Standard	5-Speed Manual
Optional - Extra Cost	3-Speed Fully Automatic
<b>SUSPENSION - Type</b>	4-Wheel Independent
Front & Rear	MacPherson Struts
<b>STEERING - Type</b>	Rack and Pinion
Steering Wheel Turns - Lock to Lock	3.26
Turning Circle - Curb to Curb	33.5 ft.
<b>BRAKE - Type</b>	Self-Adjusting, Power-Assisted with Dual-Diagonal Circuits
Front	Disc
Rear	Drum
<b>TIRES - Type</b>	Steel-Belted, Radial - Blackwall
Size	175/70SR-13
<b>DIMENSIONS (inches)</b>	
Length	161.4
Width	64.4
Height	51.0
Wheelbase	91.3
Tread - Front/Rear	55.1/55.5
<b>APPROXIMATE CURB WTS. (lbs.)</b>	
Manual Transmission	2130
Automatic Transmission	2146
<b>COLOR OPTIONS</b>	St. Moritz Silver†/Red
Exterior Paint/	Tudor Red†/Red
Interior Trim	Longleet Gold†/Ivory

\*Preludes with automatic transmission sold in California are equipped with catalytic converter.

†Metallic Colors

©1979 American Honda Motor Co., Inc.

Accessories, materials, equipment, colors, models, specifications and availability are subject to change without notice. Colors may vary from those shown.



**H O N D A**

We make it simple.