

2015  
**PILOT**





# A road for every Honda.

The open road. Vast, spacious and free, it's the pathway to possibility. It's the adventure on the way to the adventure. It's where you put the horizon beneath your wheels. And it's also where the Pilot shines.

Whether it's packed with anticipation or towing a fresh load of memories, the Pilot is the link between your experiences. So fill it with seven of your closest friends, find your road and put some landscape in your rearview.

**OVERVIEW** P.1/2

**STYLING** P.3/4

**SPECIAL EDITION TRIM** P.5/6

**PERFORMANCE** P.7/8

**DRIVETRAIN & TOWING** P.9/10

**VERSATILITY** P.11/12

**SAFETY** P.13/14

**ACCESSORIES** P.15/16

**THE POWER OF DREAMS** P.17/18

**WARRANTY** P.19/20


**SPECS** P.21-23

**COLOURS & TRIMS** P.24

# Hit the road. Any road.

When there's a 2015 Honda Pilot in your driveway, your options are virtually limitless. Not only does the Pilot have generous interior space, comfort and cargo versatility, it's one of the most fuel-efficient ways to move eight people, thanks to the Variable Cylinder Management<sup>®</sup> system. And with the standard integrated trailer hitch, you're always ready to tow if need be. Things are about to get fun.





# Go bold or stay home.

As bold as it is beautiful and as rugged as it is refined, the Pilot doesn't just stand out – it breaks free. Its sophisticated exterior features beveled aerodynamic lines and a confident look, highlighted by standard 18" aluminum-alloy wheels, the available one-touch power moonroof with tilt feature and the available power tailgate. It's the best of many worlds in one stylish SUV.

The Pilot's rugged exterior is balanced by interior elegance, highlighted by generous legroom and easy access for all passengers. Available features include the Honda Satellite-Linked Navigation System™<sup>1,3</sup> with trilingual Voice Recognition that recognizes over 800 verbal commands, as well as heated front and second-row outboard seats. And to top it all off, there's the available Honda DVD Rear Entertainment System, standard rearview camera<sup>1</sup> and tri-zone automatic climate control with air-filtration system. Pick a seat and enjoy the ride.

**KEY FEATURES**

*Tri-zone automatic climate control with air-filtration system*

*8" i-MID (intelligent Multi-Information Display) TFT display*

*Bluetooth® Streaming Audio<sup>1,2</sup>*


*Available 10-speaker, 650-watt Premium audio system*

1. None of the features we describe are intended to replace the driver's responsibility to exercise due care while driving. Drivers should not use handheld devices or operate certain vehicle features unless it is safe and legal to do so. Some features have technological limitations. For additional feature information, limitations and restrictions, please visit [www.honda.ca/disclaimers](http://www.honda.ca/disclaimers) or refer to the vehicle's Owner's Manual.  
 2. Only compatible with certain devices and operating systems. Cellular data and/or voice charges may apply, including roaming charges and/or other amounts charged by your wireless carrier.  
 3. Map database covers major metropolitan areas in Canada and 48 contiguous U.S. states.

# Something special. The Pilot Special Edition.

The 2015 Honda Pilot is available in an all-new Special Edition trim with a host of luxury features that make any trip worth taking. On the outside, the 18" aluminum-alloy wheels will draw looks with their unique two-tone, five-spoke design, while the Special Edition badge sets your Pilot apart from the rest. Meanwhile, the one-touch power moonroof with tilt feature opens things up inside, where features like SiriusXM,<sup>SM</sup> the Honda DVD Rear Entertainment System with 9-inch display and the 115-volt power outlet will keep any crowd happy. It feels good to pamper your passengers.

1. Only available in certain areas. Includes a no-charge trial of three months.



# All-terrain performance.

This Pilot can sure put on a show. Look under the hood and you'll find a 250 horsepower,<sup>1</sup> 3.5-litre i-VTEC® V6 engine with 253 lb.-ft. of torque,<sup>1</sup> made extra efficient by the Variable Cylinder Management® (VCM®) system, which automatically switches between 6, 4 and 3 cylinders to help minimize fuel consumption. And the Pilot's performance is always adventure-ready, with Grade Logic Control and Hill Start Assist<sup>2</sup> helping tackle steep inclines, while the available Variable Torque Management™ 4-wheel drive system (VTM-4®), paired with the integrated trailer hitch, allows for up to 4,500 lb. (2,045 kg) of towing capacity.<sup>3</sup>

1. Horsepower and torque calculations reflect SAE net, Rev. 08/04, SAE J1349 procedures.

2. None of the features we describe are intended to replace the driver's responsibility to exercise due care while driving. Drivers should not use handheld devices or operate certain vehicle features unless it is safe and legal to do so. Some features have technological limitations. For additional feature information, limitations and restrictions, please visit [www.honda.ca/disclaimers](http://www.honda.ca/disclaimers) or refer to the vehicle's Owner's Manual.

3. With the required accessory towing package. See your Owner's Manual for proper towing operation.



Accessorized model shown.



## KEY FEATURES

3.5-litre i-VTEC® V6 engine with 250 hp<sup>1</sup> and 253 lb.-ft. of torque<sup>1</sup>

Variable Cylinder Management® (VCM®)

Grade Logic Control for hill climbing

Hill Start Assist<sup>2</sup>

Available Variable Torque Management™ 4-wheel drive system (VTM-4®) for up to 4,500 lb. towing capacity

Integrated trailer hitch





## It doesn't just drive. It conquers.

What makes the Pilot's available Variable Torque Management™ 4-wheel drive system (VTM-4®) remarkable? It's simple. Unlike some systems that only engage when the wheels actually slip, the VTM-4 system anticipates the need for 4-wheel drive and is engineered to automatically engage the rear wheels whenever the vehicle is accelerating.

### **THE ANATOMY OF THE AVAILABLE VTM-4 SYSTEM**

---

#### Front differential

When extra traction isn't needed, all the power is directed to the front differential, helping to enhance fuel efficiency during daily use.

#### Rear differential

When added traction is needed, while accelerating or on slippery surfaces, the VTM-4 ECU signals the rear differential to engage, seamlessly transferring power to the rear wheels.

#### VTM-4 lock

In extremely low traction or "stuck" conditions, activating the VTM-4 Lock button on the instrument panel helps to deliver maximum torque transfer to the rear wheels.



## Have it your way.

The Pilot is multi-talented. The standard flip-up tailgate glass allows for quick cargo access and the available power tailgate makes for easier loading. Inside are the standard 60/40 split-folding second- and third-row bench seats, which let you go from comfort zone to cargo carrier in seconds. Plus, the Pilot has 79 litres of cargo space in the rear storage well when all seats are being used, and can flat-carry items up to four feet wide without tilting. Impressive. But what else did you expect?



# Solid on safety.

At Honda, we are committed to providing one of the highest levels of standard safety features to help ensure the safety of occupants, other drivers and even pedestrians. With this peace of mind, our drivers have the confidence to enjoy every road to the fullest.



## ACTIVE SAFETY

### Controlled braking

To help with safe stopping, the 4-wheel Anti-lock Braking System<sup>1</sup> (ABS) is designed to help you maintain control under hard braking conditions, while Electronic Brake-force Distribution (EBD) helps to optimize braking power based on weight distribution inside the vehicle. Further, Brake Assist is engineered to help improve braking performance by applying full brake pressure when a panic stop is detected.

### Vehicle Stability Assist (VSA<sup>®</sup>) with Traction Control

Vehicle Stability Assist<sup>1</sup> with Traction Control is designed to sense and help correct oversteer and understeer scenarios to enhance handling and cornering stability, while Traction Control is designed to minimize wheel spin when accelerating on loose or slippery surfaces, helping to inspire greater driver confidence.

### Tire Pressure Monitoring System (TPMS)

For enhanced safety and fuel efficiency, the Tire Pressure Monitoring System<sup>2</sup> continually checks the air pressure in each tire. If pressure drops in any one tire, the driver receives a dashboard alert.

### Hill Start Assist<sup>1</sup>

When you take your foot off the brake, this feature is engineered to maintain brake pressure to help prevent your Pilot from rolling backwards when stopped on an incline.

## PASSIVE SAFETY

### ACE™ body structure

The Advanced Compatibility Engineering™ (ACE) body structure is engineered to help disperse frontal impact energy to increase occupant protection. ACE also allows for collision compatibility between vehicles of different weights and sizes.

### Solid frame structure

Like all Honda trucks, the Pilot is built with a rigid unit-body frame for added strength, stability and vehicle handling.

### Six standard airbags

The cabin of the Pilot is lined with six standard airbags. It features dual-stage, multiple-threshold front airbags (SRS) as well as three-row side curtain airbags with rollover sensors, which are designed to deploy in the event of a rollover. Plus, there are the front side airbags as well as the passenger-side Occupant Position Detection System (OPDS), which is engineered not to deploy if it detects a smaller-sized or out-of-position passenger.

### Seat belt safety

The Pilot helps prepare you for the unexpected with 3-point height-adjustable front seat belts with automatic tensioning system and 3-point rear centre seat belts.

### Child safety

The exceptional safety features in the Pilot also apply to your most precious cargo. Four built-in, ready to use Lower Anchors and Tethers for Children (LATCH) give you a simple and convenient method to install compatible child safety seats without using the vehicle's seat belt system.

### Pedestrian safety

Innovative pedestrian safety features include an energy-absorbing hood and front fenders and breakaway wiper pivots.

1. None of the features we describe are intended to replace the driver's responsibility to exercise due care while driving. Drivers should not use handheld devices or operate certain vehicle features unless it is safe and legal to do so. Some features have technological limitations. For additional feature information, limitations and restrictions, please visit [www.honda.ca/disclaimers](http://www.honda.ca/disclaimers) or refer to the vehicle's Owner's Manual.

2. For optimal tire wear and performance, tire pressure should be checked regularly with a gauge. Do not rely solely on the monitor system.



ALL-SEASON FLOOR MATS



REAR SEAT COVER



18" ALLOY WHEEL, SBC




TRAILER HITCH BIKE ATTACHMENT



HOOD EDGE DEFLECTOR




CARGO COVER



CARGO NET, ADVANCED



CARGO TRAY



ROOF RACK RAILS AND CROSSBARS



RUNNING BOARDS

## Accessories.

### OTHER ACCESSORIES AVAILABLE:

Ashtray, cupholder style  
 Auto day/night mirror  
 Cargo dividers  
 Cargo liner  
 Cargo net  
 Door edge guards  
 Door visors  
 Engine block heater  
 Fender garnish

Fog lights  
 Full nosemask  
 Moonroof visor  
 Paint pen  
 Rear back-up sensors  
 Roof rack rails  
 Roof rack, bike attachment  
 Roof rack, medium box  
 Roof rack, short box

Roof rack, ski attachment  
 Roof rack, snowboard attachment  
 Side step bars  
 Soft cargo organizer  
 Steering wheel cover  
 Tent  
 Trailer hitch towing kit  
 Trunk edge and bumper protector  
 Wheel locks  
 Wood interior panel

### Protection package

All-season floor mats  
 Cargo tray

### Towing package

Trailer hitch towing kit  
 Trailer hitch harness  
 Trailer hitch ball - 1 7/8" or 2"

### Remote engine starter package

Base unit  
 Attachment  
 Key FOB




HONDAJET



MOTORCYCLES



SIDE BY SIDE



ASIMO



HONDA CAMPUS



MARINE



POWER EQUIPMENT



ATVs

# The Power of Dreams, in all their forms.

At Honda, we're committed to being a leader in innovative thinking. It's part of everything we do, from the design of our vehicles to the way we work. We have a proud tradition of turning ideas into products and initiatives that help move and improve people's lives in every conceivable way. Today, our innovation manifests itself in many forms: our revolutionary Earth Dreams™ technology, the race-inspired performance of our motorcycles and automobiles, the mobility-assisting robot ASIMO, the high-flying HondaJet and the first full line of fuel-efficient, low-emission, 4-stroke outboard motors. We continually strive to do things others think can't be done, because true innovation comes from daring to dream.

Beyond dreaming up new products, Honda believes we have a responsibility to do everything we can to help preserve our planet. This belief is why we make every effort to help ensure preservation of the environment in all of our company's activities. It's why our head office in Markham, Ontario was designed and built to be LEED® (Leadership in Energy and Environmental Design) Gold Certified. It's why our Alliston, Ontario plant is ISO 14001 certified. And it's why Honda, along with our associates and families, has helped plant more than 94,000 trees in Canada over the last 7 years.

As we move forward, we will continue to honour our responsibility and tradition of turning innovative ideas into products that help make our world a better place. That's what we do. That's The Power Of Dreams.

## HIGHLIGHTS

- HondaJet*
- Motorcycles*
- Side by Side*
- ASIMO*
- Honda Campus*
- Marine*
- Power Equipment*
- ATVs*

**HONDA**  
The Power of Dreams



BLUE SKIES FOR  
OUR CHILDREN



**WE'RE HERE.** At Honda, assistance and support are always available. The team of trained technicians at your Honda dealership will help keep your vehicle in terrific shape. If you need more information or assistance relating to your warranty, call us at 1-888-9-HONDA-9. For all of the latest Honda information, including product specifications, pricing, photos and more, visit [honda.ca](http://honda.ca). It has everything you need to "design" your Honda and personalize it with items from a list of quality accessories.

**WE'RE READY TO HELP.** When you purchase a new Honda, you automatically receive Honda Plus Roadside Assistance. This service is available to you, or any authorized driver, 24 hours a day, 7 days a week, anywhere in Canada or the continental United States. Coverage is for 3 years over an unlimited distance and includes a 24-hour toll-free Honda Plus Roadside Assistance number, mechanical breakdown towing, emergency roadside service and many other helpful features. Ask your dealer for more information.

**HONDA PLUS EXTENDED WARRANTY.** Experience added protection with Honda Plus coverage that is behind you for the road ahead. With available coverage options of up to 8 years/200,000 km, you can choose the one that best suits your needs. With a plan this wide-ranging, the only thing that's uncertain is where it will take you.

**HONDA FINANCIAL SERVICES.** Whether you buy or lease a Honda, Honda Financial Services can assist you with the process. Ask your dealer which lease or purchase plan best suits your needs.

**NEW HONDA VEHICLE WARRANTY.** The Honda warranty protection makes Power Train components a minor concern with the Honda 5-year/100,000-km No Nonsense Warranty. In addition to the Honda 5-year/100,000-km No Nonsense Warranty, you and your new Honda are protected by a Honda 3-year/60,000-km Distributor's Warranty as well as an additional series of warranties for such items as emission controls, body corrosion and more.

**GENUINE HONDA ACCESSORIES** give you the opportunity to fine-tune your new Honda just how you like it. Whether you want to turn up the style, the versatility or the exclusivity, every accessory is designed and built to adhere to the strictest Honda standards. See your dealer for full details.

**GENUINE HONDA REPLACEMENT PARTS** are made to the same exacting standards as original Honda components and are guaranteed by the Genuine Honda Parts Warranty. Using Genuine Honda Parts will help to maintain the quality, reliability and performance of your vehicle.

**Always use seat belts and appropriate child seats. Children 12 and under are safest when properly restrained in a rear seat. Honda reminds you to properly secure all items stored in the cargo area.**

Some of the technologies described in this brochure come with limitations. See owner's manual for complete details. Specifications, features, illustrations and equipment shown in this catalogue are based on the latest available information at the time of publication. Although descriptions are believed to be correct, accuracy cannot be guaranteed. Honda Canada Inc. reserves the right to make changes at any time, without notice or obligation, in colours, specifications, accessories, materials and models. Some vehicles are shown with optional equipment. Some vehicles shown are U.S. models. Canadian specifications may vary. Bluetooth is a registered trademark of SIG Inc. HomeLink and HandsFreeLink are registered trademarks or trademarks of Johnson Controls Technology. LEED® is a registered trademark of the U.S. Green Building Council, licensed to the Canada Green Building Council for use in Canada. Windows Media is a registered trademark of Microsoft Corporation. © 2014 Sirius XM Canada Inc. "SiriusXM", the SiriusXM logo, channel names and logos are trademarks of SiriusXM Radio Inc. and are used under license. Honda, Pilot, i-VTEC, Advanced Compatibility Engineering, ACE, Drive-by-Wire Throttle System, Earth Dreams, Honda Satellite-Linked Navigation System, Maintenance Minder, Variable Cylinder Management, VCM, Variable Torque Management, VTM-4, VSA, The Power of Dreams, HondaJet and ASIMO are trademarks of Honda Motor Co., Ltd.

ENGINE	LX	SPECIAL EDITION	EX-L RES	TOURING
3.5-LITRE, 24-VALVE, SOHC, I-VTEC® V6	•	•	•	•
HORSEPOWER @ RPM <sup>1</sup>	250 @ 5700	250 @ 5700	250 @ 5700	250 @ 5700
TORQUE (LB.-FT. @ RPM) <sup>1</sup>	253 @ 4800	253 @ 4800	253 @ 4800	253 @ 4800
DISPLACEMENT (CC)	3471	3471	3471	3471
EMISSIONS RATING	TIER 2 BIN 5	TIER 2 BIN 5	TIER 2 BIN 5	TIER 2 BIN 5
BORE AND STROKE (MM)	89 X 93	89 X 93	89 X 93	89 X 93
COMPRESSION RATIO	10.5:1	10.5:1	10.5:1	10.5:1
ACTIVE CONTROL ENGINE MOUNT (ACM) SYSTEM	•	•	•	•
DRIVE-BY-WIRE THROTTLE SYSTEM™	•	•	•	•
VARIABLE CYLINDER MANAGEMENT® (VCM®)	•	•	•	•
RECOMMENDED FUEL	REGULAR	REGULAR	REGULAR	REGULAR

DRIVETRAIN	LX	SPECIAL EDITION	EX-L RES	TOURING
5-SPEED AUTOMATIC TRANSMISSION WITH GRADE LOGIC CONTROL	•	•	•	•
FINAL DRIVE RATIO	4.312	4.312	4.312	4.312
HEAVY-DUTY AUTOMATIC-TRANSMISSION COOLER	4WD ONLY	•	•	•
INSTRUMENT PANEL-MOUNTED SHIFTER	•	•	•	•
TOWING CAPACITY <sup>2</sup> (KG)	1590 (2WD)/2045 (4WD)	2045	2045	2045
VARIABLE TORQUE MANAGEMENT™ 4-WHEEL DRIVE SYSTEM (VTM-4®)	AVAILABLE	•	•	•

BODY/SUSPENSION/CHASSIS	LX	SPECIAL EDITION	EX-L RES	TOURING
18" ALUMINUM-ALLOY WHEELS	5-SPOKE DESIGN	5-SPOKE DESIGN (2-TONE)	5-SPOKE DESIGN	6-SPOKE DESIGN
ALL-SEASON TIRES	P235/60 R18	P235/60 R18	P235/60 R18	P235/60 R18
INTEGRATED TRAILER HITCH	•	•	•	•
MACPHERSON STRUT FRONT SUSPENSION	•	•	•	•
MULTI-LINK REAR SUSPENSION WITH TRAILING ARMS	•	•	•	•
POWER-ASSISTED RACK-AND-PINION STEERING	•	•	•	•
POWER-ASSISTED, VENTILATED FRONT DISC/SOLID REAR DISC BRAKES	•	•	•	•
PRE-WIRED FOR TRAILER CONNECTION	•	•	•	•
WIRED FOR TRAILER CONNECTION	•	•	•	•
SPARE TIRE	T165/80 D17	T165/80 D17	T165/80 D17	T165/80 D17

ACTIVE SAFETY	LX	SPECIAL EDITION	EX-L RES	TOURING
4-WHEEL ANTI-LOCK BRAKING SYSTEM <sup>3</sup> (ABS)	•	•	•	•
BRAKE ASSIST	•	•	•	•
ELECTRONIC BRAKE-FORCE DISTRIBUTION (EBD)	•	•	•	•
HILL START ASSIST <sup>3</sup>	•	•	•	•
TIRE PRESSURE MONITORING SYSTEM <sup>4</sup> (TPMS)	•	•	•	•
VEHICLE STABILITY ASSIST <sup>3</sup> (VSA®) WITH TRACTION CONTROL	•	•	•	•

PASSIVE SAFETY	LX	SPECIAL EDITION	EX-L RES	TOURING
3-POINT SEAT BELTS AT ALL SEATING POSITIONS WITH FRONT AUTOMATIC TENSIONING SYSTEM	•	•	•	•
ACTIVE FRONT SEAT HEAD RESTRAINTS	•	•	•	•
ADVANCED COMPATIBILITY ENGINEERING™ (ACE™) BODY STRUCTURE	•	•	•	•
CHILDPROOF REAR DOOR LOCKS	•	•	•	•
DUAL-STAGE, MULTIPLE-THRESHOLD FRONT AIRBAGS (SRS)	•	•	•	•
FRONT SIDE AIRBAGS WITH PASSENGER-SIDE OCCUPANT POSITION DETECTION SYSTEM (OPDS)	•	•	•	•
LOWER ANCHORS AND TETHERS FOR CHILDREN (LATCH)	4	4	4	4
THREE-ROW SIDE CURTAIN AIRBAGS WITH ROLLOVER SENSORS	•	•	•	•

EXTERIOR	LX	SPECIAL EDITION	EX-L RES	TOURING
ACOUSTIC WINDSHIELD	•	•	•	•
BODY-COLOURED DOOR HANDLES	•	•	•	•
BODY-COLOURED HEATED POWER SIDE MIRRORS	BLACK	•	•	•
BODY-COLOURED HEATED POWER SIDE MIRRORS WITH MEMORY	•	•	•	•
AND INTEGRATED TURN INDICATORS	•	•	•	•
BODY SIDE MOULDINGS	BODY-COLOURED	BODY-COLOURED	BODY-COLOURED	CHROME
CHROME EXHAUST FINISHERS	•	•	•	•
FLIP-UP TAILGATE GLASS	•	•	•	•
FOG LIGHTS	•	•	•	•
FRONT AND REAR SPLASH GUARDS	•	•	•	•
INTERMITTENT REAR WINDOW WIPER/WASHER	•	•	•	•
INTEGRATED GLASS ANTENNA	•	•	•	•
MEMORY-LINKED SIDE MIRRORS WITH REVERSE GEAR TILT-DOWN	•	•	•	•
MULTI-REFLECTOR HALOGEN HEADLIGHTS	WITH AUTO-OFF	WITH AUTO-ON/OFF	WITH AUTO-ON/OFF	WITH AUTO-ON/OFF
ONE-TOUCH POWER MOONROOF WITH TILT FEATURE	•	•	•	•
POWER TAILGATE	•	•	•	•
REAR WINDOW DEFROSTER	•	•	•	•
ROOF RAILS	•	•	•	•
REAR PRIVACY-TINTED GLASS	•	•	•	•
VARIABLE INTERMITTENT WINDSHIELD WIPERS	•	•	•	•

COMFORT & CONVENIENCE	LX	SPECIAL EDITION	EX-L RES	TOURING
12-VOLT POWER OUTLETS	•	•	•	•
115-VOLT POWER OUTLET	•	•	•	•
ACTIVE NOISE CANCELLATION (ANC)	•	•	•	•
AUTO-DIMMING REARVIEW MIRROR	•	•	•	•
REARVIEW CAMERA <sup>3</sup>	•	•	•	MULTI-ANGLE
BODY-COLOURED FRONT AND REAR PARKING SENSORS	•	•	•	•
CARGO AREA TIE-DOWN ANCHORS	•	•	•	•
COMPASS	•	•	•	•
CONVERSATION MIRROR WITH SUNGLASSES HOLDER	•	•	•	•
DOOR-POCKET STORAGE BINS	•	•	•	•
DRIVER'S AND FRONT PASSENGER'S ILLUMINATED VANITY MIRRORS	•	•	•	•
EXTERIOR TEMPERATURE INDICATOR	•	•	•	•
FRONT AND REAR AIR CONDITIONING SYSTEM	•	•	•	•
TRI-ZONE AUTOMATIC CLIMATE CONTROL WITH AIR-FILTRATION SYSTEM	•	•	•	•
HANDSFREELINK™-BILINGUAL BLUETOOTH® WIRELESS MOBILE PHONE INTERFACE <sup>3,5</sup>	•	•	•	•
HOMELINK® REMOTE SYSTEM <sup>6</sup>	•	•	•	•
HONDA SATELLITE-LINKED NAVIGATION SYSTEM™ <sup>3,7</sup> WITH TRILINGUAL VOICE RECOGNITION AND ILLUMINATED STEERING WHEEL-MOUNTED CONTROLS	•	•	•	•
IMMOBILIZER THEFT-DETERRENT SYSTEM	•	•	•	•
INTEGRATED SECOND-ROW SUNSHADES	•	•	•	•
MAINTENANCE MINDER™ SYSTEM	•	•	•	•
MULTI-INFORMATION DISPLAY (MID)	•	•	•	•
MULTI-FUNCTIONAL CENTRE CONSOLE STORAGE	•	•	•	•
OVERHEAD SUNGLASSES HOLDER	•	•	•	•
POWER WINDOWS WITH AUTO-UP/DOWN DRIVER AND PASSENGER WINDOW	•	•	•	•
REAR CARGO NET	•	•	•	•
REAR STORAGE WELL	•	•	•	•
REMOTE ENTRY SYSTEM	•	•	•	•
SECOND-ROW FOLDING CENTRE ARMREST	•	•	•	•
SECOND- AND THIRD-ROW HEATER DUCTS	•	•	•	•
SECOND-ROW AUTOMATIC HVAC CONTROLS	•	•	•	•
SECURITY SYSTEM	•	•	•	•
STEERING WHEEL-MOUNTED CRUISE CONTROL	•	•	•	•
TILT AND TELESCOPING STEERING COLUMN	•	•	•	•
TRIP COMPUTER	•	•	•	•

SEATING & TRIM	LX	SPECIAL EDITION	EX-L RES	TOURING
SLIDING AND RECLINING 60/40 SPLIT-FOLDING SECOND-ROW SEAT	•	•	•	•
60/40 SPLIT-FOLDING THIRD-ROW BENCH SEAT	•	•	•	•
DRIVER'S SEAT WITH 6-WAY MANUAL ADJUSTMENT	•	•	•	•
DRIVER'S SEAT WITH 10-WAY POWER ADJUSTMENT INCLUDING POWER LUMBAR SUPPORT	•	•	•	WITH MEMORY
HEATED FRONT SEATS	•	•	•	•
HEATED SECOND-ROW SEATS (OUTBOARD POSITIONS ONLY)	•	•	•	•
LEATHER-TRIMMED SEATING SURFACES	•	•	•	•
LEATHER-WRAPPED STEERING WHEEL	•	•	•	•
PASSENGER'S SEAT WITH 4-WAY ADJUSTMENT	•	•	•	•
PASSENGER'S SEAT WITH 4-WAY POWER ADJUSTMENT	•	•	•	•
SEATING CAPACITY	8	8	8	8

ENTERTAINMENT	LX	SPECIAL EDITION	EX-L RES	TOURING
229-WATT AM/FM/CD AUDIO SYSTEM WITH MP3/WINDOWS MEDIA® AUDIO PLAYBACK CAPABILITY, 2 GB CD LIBRARY AND 7 SPEAKERS INCLUDING SUBWOOFER	•	•	•	•
650-WATT AM/FM/CD PREMIUM AUDIO SYSTEM WITH MP3/WINDOWS MEDIA® AUDIO PLAYBACK CAPABILITY AND 10 SPEAKERS INCLUDING SUBWOOFER AND 5.1 SURROUND SOUND THEATRE MODE	•	•	•	•
15 GB HARD DISK DRIVE (HDD) AUDIO STORAGE	•	•	•	•
HONDA DVD REAR ENTERTAINMENT SYSTEM WITH 9-INCH DISPLAY, INTEGRATED REMOTE CONTROL AND WIRELESS HEADSETS WITH PERSONAL SURROUND SOUND	•	•	•	•
8" i-MID (INTELLIGENT MULTI-INFORMATION DISPLAY) TFT DISPLAY	•	•	•	•
BLUETOOTH® STREAMING AUDIO <sup>3,5</sup>	•	•	•	•
MP3/AUXILIARY INPUT JACK	•	•	•	•
STEERING WHEEL-MOUNTED AUDIO CONTROLS WITH ILLUMINATION	•	•	•	•
USB AUDIO INTERFACE <sup>5</sup>	•	•	•	•
SIRIUSXM™ <sup>8</sup>	•	•	•	•

FUEL ECONOMY <sup>9</sup> (L/100 KM)	LX	SPECIAL EDITION	EX-L RES	TOURING
AUTOMATIC TRANSMISSION (CITY/HWY/COMBINED)	13.3/9.3/11.5 (2WD)/ 13.8/9.7/12.0 (4WD)	13.8/9.7/12.0	13.8/9.7/12.0	13.8/9.7/12.0

1. Horsepower and torque calculations reflect SAE net, Rev. 08/04, SAE J1349 procedures.

2. With the required accessory towing package. See your Owner's Manual for proper towing operation.

3. None of the features we describe are intended to replace the driver's responsibility to exercise due care while driving. Drivers should not use handheld devices or operate certain vehicle features unless it is safe and legal to do so. Some features have technological limitations. For additional feature information, limitations and restrictions, please visit [www.honda.ca/disclaimers](http://www.honda.ca/disclaimers) or refer to the vehicle's Owner's Manual.

4. For optimal tire wear and performance, tire pressure should be checked regularly with a gauge. Do not rely solely on the monitor system.

5. Only compatible with certain devices and operating systems. Cellular data and/or voice charges may apply, including roaming charges and/or other amounts charged by your wireless carrier.

6. HomeLink® can be programmed with codes of up to three remote-control devices (e.g., garage-door opener, home security system, etc.). Additional control devices not provided by Honda may be required.

7. Map database covers major metropolitan areas in Canada and 48 contiguous U.S. states.

8. Only available in certain areas. Includes a no-charge trial of three months.

9. Estimated fuel economy based on Government of Canada's new 5-cycle testing method. Your actual fuel consumption will vary based on driving habits and other factors – use for comparison only. For more information on 5-cycle testing, visit <http://www.nrcan.gc.ca/energy/efficiency/transportation/cars-light-trucks/buying/7491>.

DIMENSIONS	LX	SPECIAL EDITION	EX-L RES	TOURING
APPROACH/DEPARTURE ANGLE (DEGREES)	24.4/22.1	24.4/22.1	24.4/22.1	24.4/22.1
CARGO VOLUME BEHIND FRONT ROW (L)	2464	2464	2464	2464
CARGO VOLUME BEHIND 2ND ROW (L)	1351	1351	1351	1351
CARGO VOLUME BEHIND 3RD ROW (L)	589	589	589	589
CURB WEIGHT (KG)	1956 (2WD)/2047 (4WD)	2068	2076	2091
FUEL TANK CAPACITY (L)	79.5	79.5	79.5	79.5
GROSS VEHICLE WEIGHT RATING (KG)	2700 (2WD)/2765 (4WD)	2765	2765	2765
GROUND CLEARANCE (MM)	202	202	202	202
HEADROOM – FRONT/2ND ROW/3RD ROW (MM)	1016/1011/970	999/1011/970	999/1011/970	999/1011/970
HEIGHT (MM)	1795	1838	1838	1838
HIP ROOM – FRONT/2ND ROW/3RD ROW (MM)	1489/1446/1229	1489/1446/1229	1489/1446/1229	1489/1446/1229
LEGGROOM – FRONT/2ND ROW/3RD ROW (MM)	1051/978/815	1051/978/815	1051/978/815	1051/978/815
LENGTH (MM)	4861	4861	4861	4861
PASSENGER VOLUME (L)	4352	4324	4324	4324
SHOULDER ROOM – FRONT/2ND ROW/3RD ROW (MM)	1563/1580/1496	1563/1580/1496	1563/1580/1496	1563/1580/1496
TRACK – FRONT/REAR (MM)	1720/1715	1720/1715	1720/1715	1720/1715
TURNING RADIUS (M)	5.78	5.78	5.78	5.78
WASHER TANK CAPACITY (L)	6.5	6.5	6.5	6.5
WHEELBASE (MM)	2775	2775	2775	2775
WIDTH (MM)	1995	1995	1995	1995

EXT/INT COLOURS	LX	SPECIAL EDITION	EX-L RES	TOURING
WHITE DIAMOND PEARL	GREY FABRIC	GREY FABRIC	GREY LEATHER	BLACK LEATHER
ALABASTER SILVER METALLIC	GREY FABRIC	GREY FABRIC	GREY LEATHER	BLACK LEATHER
CRYSTAL BLACK PEARL	GREY FABRIC	GREY FABRIC	GREY OR BEIGE LEATHER	BLACK OR BEIGE LEATHER
MODERN STEEL METALLIC	GREY FABRIC	GREY FABRIC	GREY LEATHER	BLACK LEATHER
DARK CHERRY PEARL		GREY FABRIC	GREY LEATHER	BLACK LEATHER
DARK AMBER METALLIC			BEIGE LEATHER	BEIGE LEATHER
OBSIDIAN BLUE PEARL		GREY FABRIC	GREY LEATHER	GREY LEATHER

**PILOT LX**

## KEY FEATURES:

- 250-HP<sup>1</sup> 3.5-LITRE, 24-VALVE, SOHC, i-VTEC® V6 ENGINE
- 5-SPEED AUTOMATIC TRANSMISSION WITH GRADE LOGIC CONTROL
- 18" ALUMINUM-ALLOY WHEELS
- 4-WHEEL ANTI-LOCK BRAKING SYSTEM<sup>2</sup> (ABS) WITH ELECTRONIC BRAKE-FORCE DISTRIBUTION (EBD) AND BRAKE ASSIST
- 8-PERSON SEATING CAPACITY
- 12-VOLT POWER OUTLETS
- 60/40 SPLIT-FOLDING SECOND-ROW SEAT AND 60/40 SPLIT-FOLDING THIRD-ROW BENCH SEAT
- 229-WATT AM/FM/CD AUDIO SYSTEM WITH MP3 WINDOWS MEDIA® AUDIO PLAYBACK CAPABILITY, 2 GB CD LIBRARY AND 7 SPEAKERS INCLUDING SUBWOOFER
- ADVANCED COMPATIBILITY ENGINEERING™ (ACE™) BODY STRUCTURE
- FLIP-UP TAILGATE GLASS
- BODY-COLOURED DOOR HANDLES
- BODY-COLOURED SIDE MOULDINGS
- FRONT SIDE AIRBAGS WITH PASSENGER-SIDE OCCUPANT POSITION DETECTION SYSTEM (OPDS) AND THREE-ROW SIDE CURTAIN AIRBAGS WITH ROLLOVER SENSORS
- HANDSFREELINK™-BILINGUAL BLUETOOTH® WIRELESS MOBILE PHONE INTERFACE<sup>3</sup>
- HEATED POWER SIDE MIRRORS – BLACK
- INTEGRATED TRAILER HITCH
- EXTERIOR TEMPERATURE INDICATOR
- MP3/AUXILIARY INPUT JACK/USB AUDIO INTERFACE<sup>5</sup>
- STEERING WHEEL-MOUNTED AUDIO CONTROLS WITH ILLUMINATION
- TRI-ZONE AUTOMATIC CLIMATE CONTROL WITH AIR-FILTRATION SYSTEM
- REARVIEW CAMERA<sup>2</sup>
- REAR PRIVACY-TINTED GLASS
- VARIABLE CYLINDER MANAGEMENT™ (VCM™)
- AVAILABLE VARIABLE TORQUE MANAGEMENT™ 4-WHEEL DRIVE SYSTEM (VTM-4®)

**PILOT SPECIAL EDITION**

## ADDS TO OR REPLACES LX FEATURES:

- HONDA DVD REAR ENTERTAINMENT SYSTEM WITH 9-INCH DISPLAY, INTEGRATED REMOTE CONTROL AND WIRELESS HEADSETS WITH PERSONAL SURROUND SOUND AND 115-VOLT POWER OUTLET
- ONE-TOUCH POWER MOONROOF WITH TILT FEATURE
- BODY-COLOURED HEATED POWER SIDE MIRRORS
- CHROME EXHAUST FINISHERS
- CONVERSATION MIRROR WITH SUNGLASSES HOLDER
- DRIVER'S SEAT WITH 10-WAY POWER ADJUSTMENT INCLUDING POWER LUMBAR SUPPORT
- FOG LIGHTS
- MULTI-REFLECTOR HALOGEN HEADLIGHTS WITH AUTO-ON/OFF
- ROOF RAILS
- HEATED FRONT SEATS
- HOMELINK® REMOTE SYSTEM<sup>4</sup>
- SECOND-ROW FOLDING CENTRE ARMREST
- SECURITY SYSTEM
- SIRIUSXM™<sup>6</sup>

**PILOT EX-L RES**

## ADDS TO OR REPLACES SPECIAL EDITION FEATURES:




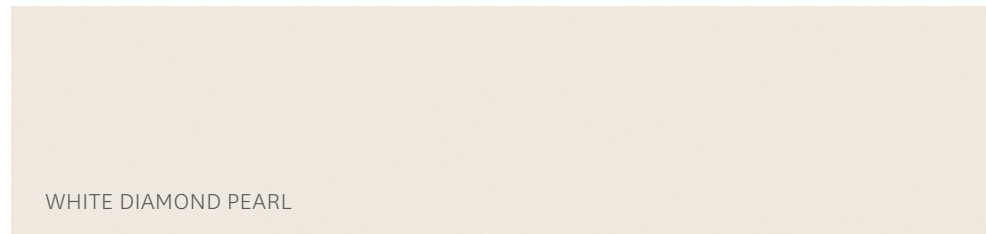
- LEATHER-TRIMMED SEATING SURFACES
- LEATHER-WRAPPED STEERING WHEEL
- AUTO-DIMMING REARVIEW MIRROR
- PASSENGER'S SEAT WITH 4-WAY POWER ADJUSTMENT
- POWER TAILGATE

**PILOT TOURING**




## ADDS TO OR REPLACES EX-L RES FEATURES:

- HONDA SATELLITE-LINKED NAVIGATION SYSTEM™<sup>2,6</sup> WITH TRILINGUAL VOICE RECOGNITION AND ILLUMINATED STEERING WHEEL-MOUNTED CONTROLS
- 650-WATT AM/FM/CD PREMIUM AUDIO SYSTEM WITH MP3/WINDOWS MEDIA® AUDIO PLAYBACK CAPABILITY AND 10 SPEAKERS INCLUDING SUBWOOFER AND 5.1 SURROUND SOUND THEATRE MODE
- BODY-COLOURED FRONT AND REAR PARKING SENSORS
- BODY-COLOURED HEATED POWER SIDE MIRRORS WITH MEMORY AND INTEGRATED TURN INDICATORS
- CHROME SIDE MOULDINGS
- HEATED SECOND-ROW SEATS (OUTBOARD POSITIONS ONLY)
- INTEGRATED SECOND-ROW SUNSHADES
- REAR CARGO NET
- WIRED FOR TRAILER CONNECTION

## Exterior



## Interior



1. Horsepower and torque calculations reflect SAE net, Rev. 08/04, SAE J1349 procedures.

2. None of the features we describe are intended to replace the driver's responsibility to exercise due care while driving. Drivers should not use handheld devices or operate certain vehicle features unless it is safe and legal to do so. Some features have technological limitations. For additional feature information, limitations and restrictions, please visit [www.honda.ca/disclaimers](http://www.honda.ca/disclaimers) or refer to the vehicle's Owner's Manual.

3. Only compatible with certain devices and operating systems. Cellular data and/or voice charges may apply, including roaming charges and/or other amounts charged by your wireless carrier.

4. HomeLink® can be programmed with codes of up to three remote-control devices (e.g., garage-door opener, home security system, etc.). Additional control devices not provided by Honda may be required.

5. Coverage varies by market. SiriusXM™ includes a no-charge trial of three months.

6. Map database covers major metropolitan areas in Canada and 48 contiguous U.S. states.



HONDA.CA/**PILOT**

75515B006E