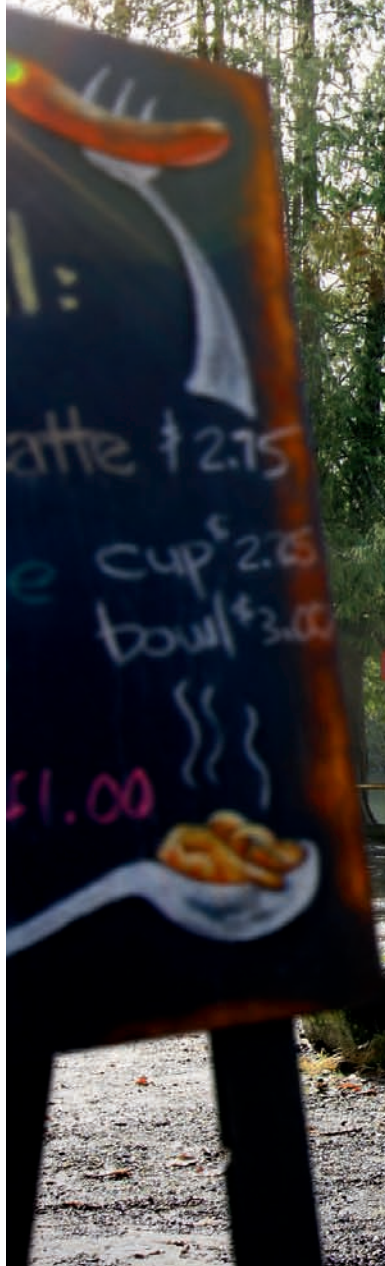




2010 Honda
PILOT



**READY IS A
STATE OF MIND.**





Pilot 4WD Touring shown in Alabaster Silver Metallic with accessory towing kit.



The Pilot is designed for adventure. Fitted for fun. And especially with the Touring model, it even handles a desire for luxury. With features like a power tailgate, navigation system¹ and *Bluetooth*^{®2} HandsFreeLink[®], it just may be the most sophisticated tool in the shed.

Pilot 4WD Touring shown in Dark Cherry Pearl with accessory 17" chrome wheels, chrome side steps and towing kit.

READY TO DISCOVER.



Pilot 4WD Touring interior shown in Black Leather with available Honda DVD Rear Entertainment System.



Drive informed. The Touring model's Honda Satellite-Linked Navigation System™¹ with voice recognition gives you information on 7 million points of interest,* provides Zagat Survey®³ ratings and reviews, and even lets you call ahead with its *Bluetooth*² HandsFreeLink capabilities.

*Some roads unverified. Please see your Honda dealer for details.


†Drive responsibly. Some state laws prohibit the operation of handheld electronic devices while operating a vehicle.

‡For safety reasons, always launch your audio application or perform any other operation on your phone or audio device only when the vehicle is parked.




The Incredibles. On Disney DVD. © Disney/Pixar

Honda DVD Rear Entertainment System, available on EX-L and Touring, lets rear passengers choose their own distinct audio or video source, or plug in a game console.



Premium audio system on EX-L with RES and Touring features 10 speakers, including center channel and subwoofer, surround sound and a 512-watt amplifier. Radio Data System (RDS) on all models can display information on the song currently playing. XM® Radio⁴ is standard on EX and above.



iPod® classic® is a registered trademark of Apple Inc. iPod not included. Provided by Filter U.S. Recordings © and © 2007.

Digital Music Files can be accessed through the USB Audio Interface⁵ on Touring or through an MP3/auxiliary input jack on all models.†



If the moment at hand involves up to eight people, a load of gear, or any combination of the two, the Pilot is up to the task. The 60/40 split-folding second- and third-row seats give you 16 different configuration options.

Pilot Touring interior shown in Gray Leather with available Honda DVD Rear Entertainment System.



The large moonroof on EX-L and Touring models features a sunshade as well as a wind diffuser for minimal turbulence inside the cabin.



Drive comfy. The Pilot is equipped with enough amenities to ensure that every passenger gets his or her fair share of pampering. This includes a 10-way power-adjustable driver's seat including power lumbar support (EX and above) and 4-way power-adjustable front passenger's seat (EX-L, Touring).



Rearview camera on EX-L models utilizes a portion of the rearview mirror as a full-color camera display when you engage reverse. On Touring models, the image is displayed on the vehicle's navigation screen.



Integrated second-row sunshades are standard on the Touring model.



Two-position memory on Touring adjusts driver's seat and outside mirrors.



Ports and outlets include a 115-volt outlet and USB Audio Interface⁵ on select models.



Front center console offers class-leading storage capacity.

Drive responsibly. Some state laws prohibit the operation of handheld electronic devices while operating a vehicle. For safety reasons, always launch your audio application or perform any other operation on your phone or audio device only when the vehicle is parked.



Pilot 4WD Touring shown in Mocha Metallic with accessory towing kit.

Drive to get something done. Anything at all. And with its 4-ft-wide fold-flat floor, 87 cu ft of cargo space, tie-down anchors, cargo-area bag hooks and a lift-up glass hatch for easy access, the Pilot is a fully functional toolbox.



Power tailgate on Touring models gives you push button-access to the vehicle's cavernous cargo area.



Rear storage well is a large 2.8 cu ft, giving you plenty of cargo space even when you're loaded up with passengers. Its cover keeps valuables out of view.

Honda reminds you to properly secure items stored in the cargo area.

Drive with a purpose, a mission and the knowledge that you've got power to spare. The 3.5-liter i-VTEC® V-6 generates 250 hp and 253 lb-ft of torque—enough to tow up to 4,500 lbs.⁶ Standard equipment like an integrated Class III trailer hitch, heavy-duty radiator and fluid coolers means the Pilot comes fitted with most of what you need for some serious hauling.



Pilot 4WD EX-L shown in Polished Metal Metallic with accessory towing kit, hitch ball and trailer harness.

READY TO ROAM.



Pilot EX-L shown in Bali Blue Pearl.

Drive smart. Variable Cylinder Management™ (VCM®) technology on both 2- and 4-wheel-drive models activates or deactivates certain engine cylinders, giving you power when you need it, more miles between fill-ups and an Ultra-Low-Emission Vehicle (ULEV-2) rating.⁷ It's fuel economy⁸ cleverly disguised as a powerful engine.

3


During steady cruising, the Pilot's V-6 shuts down the entire rear bank of cylinders – resulting in greater fuel efficiency.⁹ An Active Noise Cancellation™ (ANC) system helps control engine noise.

6

When maximum torque is required – such as when you're merging onto the freeway or climbing a steep hill – all six cylinders are firing to deliver the engine's full power.

4

When cruising speeds climb, the engine moves from 3-cylinder operation to 4-cylinder mode. The transitions between all modes are nearly seamless to the driver.






Tough. Nimble. Able to handle almost any condition.
It's no wonder Honda is the official vehicle of the NHL.[®]

Drive nimble. The journey may be half the fun, but you still want to get where you're going. The Pilot's rigid unit-body construction, independent suspension and variable power-assisted rack-and-pinion steering help deliver precise handling and a smooth ride. The large wheel and tire combination also helps add to the vehicle's incredible ride quality and stability.

Pilot 4WD Touring shown in Alabaster Silver Metallic with accessory crossbars.



Hill Start Assist senses when you're stopped on an incline and will hold the brakes for a brief moment as you transition from the brake to the accelerator to help reduce rollback.

4-wheel independent suspension features a front strut/multi-link rear design for a smooth, car-like ride. The front suspension uses fluid-filled bushings for better ride isolation and vibration control.

VTM-4 Lock[®] on 4-wheel-drive models helps when circumstances require extra traction. You can manually lock the rear differential with the push of a button located on the instrument panel.





As important to your well-being as the Pilot's various safety features, equally crucial are the vehicle's performance features, such as the sophisticated steering and suspension systems, which help keep you out of trouble in the first place.

Pilot 4WD EX shown in Mocha Metallic.

READY TO PROTECT.



Airbags inflated for display purposes.

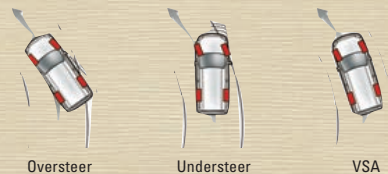
The core Honda belief that every passenger deserves heightened levels of safety has led us to become an industry leader in developing and applying advanced safety technology. The Pilot is a prime showcase for this philosophy, receiving 5-star frontal- and 5-star side-impact ratings from the National Highway Traffic Safety Administration (NHTSA)*.

Anti-lock braking system (ABS) also features Brake Assist, which helps apply full braking force in some emergency situations. Electronic Brake Distribution (EBD) helps balance braking forces depending upon dynamic loading.


Tire Pressure Monitoring System® (TPMS) notifies you with a warning indicator in the information display if air pressure in a specific tire is significantly low. Touring model gives you an individual pressure readout for each tire.



Six airbags include dual-stage, multiple-threshold front airbags† that can vary their deployment based on collision severity and seat-belt usage, front side airbags with passenger-side Occupant Position Detection System (OPDS), and three-row side curtain airbags with a rollover sensor.



Vehicle Stability Assist™ (VSA®) system helps sense oversteer or understeer and brakes individual wheels and/or reduces engine power to help keep you on your intended course.



Advanced Compatibility Engineering™ (ACE™) body structure is a Honda-exclusive body design that enhances occupant protection and crash compatibility in frontal collisions. The ACE design utilizes a network of connected structural elements to distribute crash energy more evenly throughout the front of the vehicle.

*Government star ratings are part of the National Highway Traffic Safety Administration's (NHTSA's) New Car Assessment Program (www.safercar.gov). Model tested with standard side-impact airbags (SABs).






†Honda reminds you and your passengers to always buckle up. Children 12 and under are safest when properly restrained in the rear seat.



Pilot Touring shown in Crystal Black Pearl.

“WE ONLY HAVE ONE FUTURE, AND IT WILL BE MADE OF OUR DREAMS.”

– Soichiro Honda

A dream is a view of the  world not as it is, but as it could be. For over 60 years, Honda has encouraged its associates to aim beyond what  is currently possible. All for the purpose of progressing human mobility. This spirit  has resulted in advances in environmental technology, like the hydrogen fuel cell FCX Clarity, that brings us closer to a future filled with blue skies. It guides us as we strive to exceed government safety regulations and has led to industry-changing innovations on the ground, in the water, and, with the HondaJet[®], in the air. And it  pushes us to use premier race circuits as testing grounds for our ideas. Moving forward,  our minds are open to new ideas, no matter where they come from. Because you never know what will be until you discover what can be. dreams.honda.com



ENGINEERING	LX	EX/EX-L	TOURING
Engine Type	V-6	V-6	V-6
Engine Block/Cylinder Head	Aluminum-Alloy	Aluminum-Alloy	Aluminum-Alloy
Displacement (cc)	3471	3471	3471
Horsepower @ rpm (SAE net)	250 @ 5700	250 @ 5700	250 @ 5700
Torque (lb-ft @ rpm)	253 @ 4800	253 @ 4800	253 @ 4800
Valve Train	24-Valve SOHC i-VTEC®	24-Valve SOHC i-VTEC	24-Valve SOHC i-VTEC
Drive-by-Wire™ Throttle System	•	•	•
Variable Cylinder Management™ (VCM®)	•	•	•
Active Control Engine Mount System (ACM)	•	•	•
Active Noise Cancellation™ (ANC)	•	•	•
Hill Start Assist	•	•	•
Variable Torque Management® 4-Wheel Drive System (VTM-4®)	Available	Available	Available
High-Mounted Fresh-Air Intake	•	•	•
CARB Emissions Rating ⁷	ULEV-2	ULEV-2	ULEV-2
Direct Ignition System with Immobilizer	•	•	•
Heavy-Duty Radiator with 160-Watt Fans (2)	•	•	•
Heavy-Duty Power-Steering Fluid Cooler	•	•	•
100K +/- Miles No Scheduled Tune-Ups*	•	•	•
TRANSMISSION			
5-Speed Automatic Transmission	•	•	•
Heavy-Duty Automatic-Transmission Fluid Cooler	•	•	•
BODY/SUSPENSION/CHASSIS			
Unit-Body Construction	•	•	•
MacPherson Strut Front Suspension	•	•	•
Multi-Link Rear Suspension with Trailing Arms	•	•	•
Stabilizer Bar (mm, front/rear)	23.0/26.5	23.0/26.5	23.0/26.5
Variable Power-Assisted Rack-and-Pinion Steering	•	•	•
Turning Diameter, Curb-to-Curb (ft)	38.6	38.6	38.6
Power-Assisted Ventilated Front Disc/Solid Rear Disc Brakes (in)	13.0/13.1	13.0/13.1	13.0/13.1
Wheels	17" Steel	17" Alloy	17" Alloy
All-Season Tires	P245/65/R17 105T	P245/65/R17 105T	P245/65/R17 105T
EXTERIOR MEASUREMENTS			
Wheelbase (in)	109.2	109.2	109.2
Length (in)	190.9	190.9	190.9
Height (in)	71.0	72.7	72.7
Width (in)	78.5	78.5	78.5
Track (in, front/rear)	67.7/67.5	67.7/67.5	67.7/67.5
Ground Clearance (in, unladen)	8.0	8.0	8.0
Approach/Departure Angles (degrees)	27.8/24.5	27.8/24.5	27.8/24.5
Curb Weight (lbs, 2WD/4WD)	4319/4506	4310/4504 (4359/4544, EX-L)	4407/4590
Weight Distribution (% front/rear) 2WD (4WD)	56/44 (55/45)	56/44 (55/45)	56/44 (54/46)
Towing Capacity ⁸ (lbs, 2WD/4WD)	3500/4500	3500/4500	3500/4500
INTERIOR MEASUREMENTS			
Headroom (in, front/middle/rear)	40.0/39.8/38.2	40.0 (39.3,EX-L) /39.8/38.2	39.3/39.8/38.2
Legroom (in, front/middle/rear)	41.4/38.5/32.1	41.4/38.5/32.1	41.4/38.5/32.1
Shoulder Room (in, front/middle/rear)	61.5/62.2/58.9	61.5/62.2/58.9	61.5/62.2/58.9
Hiproom (in, front/middle/rear)	58.6/56.9/48.4	58.6/56.9/48.4	58.6/56.9/48.4
Cargo Volume (cu ft, behind 3rd-row)	18.0	18.0	18.0
Cargo Volume (cu ft, behind 2nd-row)	47.7	47.7	47.7
Cargo Volume (cu ft, behind 1st-row)	87.0	87.0	87.0
Passenger Volume (cu ft)	153.7	153.7/152.7 (EX-L)	152.7
Seating Capacity	8	8	8
EPA MILEAGE ESTIMATES ⁹ /CAPACITIES			
5-Speed Automatic (2WD; City/Highway/Combined)	17/23/19	17/23/19	17/23/19
5-Speed Automatic (4WD; City/Highway/Combined)	16/22/18	16/22/18	16/22/18
Fuel (gal)	21.0	21.0	21.0
Required Fuel ⁶	Regular Unleaded	Regular Unleaded	Regular Unleaded

*Does not apply to fluid and filter changes. May vary with driving conditions. Please see your Honda dealer for details.

SEATING	LX	EX/EX-L	TOURING
Driver's Seat with 10-Way Power Adjustment including Power Lumbar Support		•	with Memory
Passenger's Seat with 4-Way Power Adjustment		EX-L	•
Adjustable Seat Belt Anchors (<i>front- and 2nd-row</i>)	•	•	•
Leather-Trimmed Interior		EX-L	•
Heated Front Seats		EX-L	•
60/40 Split, Flat-Folding, Sliding and Reclining 2nd-Row Bench Seat	•	•	•
60/40 Split, Flat-Folding 3rd-Row Bench Seat	•	•	•
Head Restraints at All Seating Positions	•	•	•
AUDIO SYSTEMS			
AM/FM/CD Audio System with 7 Speakers, Including Subwoofer	•		
AM/FM/6-Disc In-Dash Audio System with 7 Speakers, Including Subwoofer		•	
512-Watt AM/FM/6-Disc In-Dash Premium Audio System with 10 Speakers, Including Subwoofer XM® Radio ⁴		EX-L with RES	•
Radio Data System (RDS)	•	•	•
MP3/Windows Media® Audio ¹¹ (WMA) Playback Capability	•	•	•
MP3/Auxiliary Input Jack	•	•	•
USB Audio Interface ⁹			•
Speed-Sensitive Volume Control (SVC)	•	•	•
INSTRUMENTATION			
Programmable Multi-Information Display			•
Maintenance Minder System	•	•	•
Digital Odometer and Digital Trip Meters (2)	•	•	•
Average Fuel Consumption Indicator	•	•	•
Instant Fuel Consumption Indicator	•	•	•
Miles-to-Empty Indicator	•	•	•
Exterior Temperature Indicator		•	•
Corner and Backup Sensor Indicator			•
Compass	•	•	•
Door- /Tailgate- /Glass Hatch-Open Indicator	•	•	•
SAFETY			
3-Point Seat Belts at All Seating Positions	•	•	•
Front 3-Point Seat Belts with Automatic Tensioning System	•	•	•
Driver's and Front Passenger's Seat Belt Reminder	•	•	•
Dual-Stage, Multiple-Threshold Front Airbags (SRS)	•	•	•
Front Side Airbags with Passenger-Side Occupant Position Detection System (OPDS)	•	•	•
Three-Row Side Curtain Airbags with Rollover Sensor	•	•	•
Driver's and Front Passenger's Active Head Restraints	•	•	•
Advanced Compatibility Engineering™ (ACE™) Body Structure	•	•	•
Vehicle Stability Assist™ (VSA®) with Traction Control	•	•	•
Anti-Lock Braking System (ABS)	•	•	•
Electronic Brake Distribution (EBD)	•	•	•
Brake Assist	•	•	•
Tire Pressure Monitoring System ¹⁰ (TPMS)	•	•	with Location and Pressure Indicators
Daytime Running Lights (DRL)	•	•	•
Side-Impact Door Beams	•	•	•
Lower Anchors and Tethers for CHildren (LATCH) (<i>2nd-row, 3rd-row: passenger-side</i>)	•	•	•
Child-Seat Tether Anchors (<i>3rd-row</i>)	•	•	•
Child-Proof Rear Door Locks	•	•	•
EXTERIOR FEATURES			
One-Touch Power Moonroof with Tilt Feature		EX-L	•
Tailgate with Lift-Up Glass Hatch	•	•	
Power Tailgate with Lift-Up Glass Hatch			•
Variable Intermittent Windshield Wipers	•	•	•
Intermittent Rear Window Wiper/Washer	•	•	•
Remote Entry	•	•	•
Security System		•	•
Body-Colored Power Side Mirrors	Black	Heated	Heated with Memory and Integrated Turn Indicators

EXTERIOR FEATURES (continued)	LX	EX/EX-L	TOURING
Body-Colored Door Handles	Black	•	•
Heat-Rejecting Green-Tinted Glass	•	•	•
Acoustic Windshield		EX-L	•
Rear Privacy Glass	•	•	•
Integrated Class III Trailer Hitch	•	•	•
Pre-Wired for Trailer Harness	•	•	Includes Trailer Harness
Roof Rails		•	•
Fog Lights		•	•
Body Side Molding	Black	Body-Colored	Chrome
Auto-On/Off Multi-Reflector Halogen Headlights	•	•	•
Body-Colored Parking Sensors (front/rear)			•
Chrome Exhaust Finishers		•	•
COMFORT & CONVENIENCE			
Front and Rear Air Conditioning with Air-Filtration System	•		
Tri-Zone Automatic Climate Control System with Humidity Control and Air-Filtration		•	•
Honda Satellite-Linked Navigation System™ ¹ with Voice Recognition, Off-Road Tracking and Rearview Camera			•
Bluetooth® ² HandsFreeLink®			•
Interface Dial with Scrolling and Multi-Line Display			•
Honda DVD Rear Entertainment System		Available (EX-L)	Available
Power Windows with Auto-Up/Down Driver's and Passenger's Window	•	•	•
Power Door and Tailgate Locks	•	•	•
Cruise Control	•	•	•
Leather-Wrapped Steering Wheel		EX-L	•
HomeLink® Remote System ¹²		•	•
Illuminated Steering Wheel-Mounted Audio and Cruise Controls	Cruise Only	•	•
Steering Wheel-Mounted Navigation and Phone Controls			•
Multi-Functional Center Console Storage	•	•	•
Automatic Dimming Rearview Mirror		EX-L	•
Rearview Mirror with Rearview Camera Display		EX-L	•
Driver's and Front Passenger's Illuminated Vanity Mirrors	•	•	•
Conversation Mirror with Sunglasses Holder		EX-L	•
Tilt and Telescopic Steering Column	•	•	•
Beverage Holders (# per row: front/2nd/3rd)	2/6/4	2/6/4	2/6/4
12-Volt Power Outlets (front-, 2nd-row and cargo area)	•	•	•
115-Volt Power Outlet (center console)		EX-L with RES	•
Upper and Lower Seatback Pockets (front-row)	•	•	•
Map Lights (all rows)	•	•	•
Remote Fuel Filler Door Release	•	•	•
Integrated Sunshades (2nd-row)			•
Floor Mats	Front and 2nd-Row	Front and 2nd-Row	All Rows
Hidden Storage Well	•	•	•
Cargo Area Tie-Down Anchors (4 total)	•	•	•
Cargo Area Bag Hooks	•	•	•
Cargo Net			•

¹ The Honda Satellite-Linked Navigation System™ is standard on Touring models in the United States, except Alaska. Please see your Honda dealer for details. ² The Bluetooth® word mark and logos are owned by the Bluetooth SIG, Inc., and any use of such marks by Honda Motor Co., Ltd., is under license. ³ ©2009 Zagat Survey, LLC. Zagat Survey is a registered trademark of Zagat Survey, LLC. ⁴ Required XM Radio subscription sold separately after 90-day trial period. Subscriptions are governed by the XM Customer Agreement available at xmradio.com/serviceterms. Other fees and taxes apply after trial period; see XM Customer Agreement for details. Fees and programming subject to change. Service not available in Canada, Alaska, or Hawaii. ©2009 Sirius XM Radio Inc. Sirius, XM and all related marks and logos are trademarks of Sirius XM Radio Inc. and its subsidiaries. ⁵ The USB Audio Interface is used for direct connection to and control of some current digital audio players and other USB devices that contain MP3, WMA or AAC music files. Some USB devices with security software and digital rights-protected files may not work. Please see your Honda dealer for details. ⁶ Maximum towing capacity for 4WD models is 4,500 lbs. Premium unleaded fuel is recommended when towing above 3,500 lbs. Maximum towing capacity for 2WD models is 3,500 lbs. Towing requires the addition of the Honda accessory towing kit, trailer hitch ball, and trailer harness. Trailer hitch harness is standard on Touring models. Please see your Honda dealer for details. ⁷ ULEV-2 rated by the California Air Resources Board (CARB). ⁸ Based on 2010 EPA mileage estimates, reflecting new EPA fuel economy methods beginning with 2008 models. Use for comparison purposes only. Do not compare to models before 2008. Your actual mileage will vary depending on how you drive and maintain your vehicle. ⁹ NHL and the NHL Shield are registered trademarks of the National Hockey League. ©NHL 2009. ALL RIGHTS RESERVED. ¹⁰ For optimal tire wear and performance, tire pressure should be checked regularly with a gauge. Do not rely solely on the monitor system. Please see your Honda dealer for details. ¹¹ Windows Media® is a trademark or registered trademark of Microsoft Corporation in the United States and/or other countries. ¹² HomeLink and the HomeLink house are registered trademarks of Johnson Controls®. ¹³ Kelley Blue Book's kbb.com awarded Honda six Best Resale Value Awards for the 2009 Civic, the 2009 Civic Hybrid, the 2009 CR-V, the 2009 Fit, the 2009 Odyssey and overall Brand. www.kbb.com/bvra09. Vehicle's projected resale value is specific to the 2009 model year. Kelley Blue Book is a registered trademark of Kelley Blue Book Co., Inc. ¹⁴ Based on 2009 model-year study. IntelliChoice® Inc. www.intellichoice.com. ¹⁵ Automotive Lease Guide, 2009 Industry Brand Residual Value Award. ¹⁶ **3-Year/36,000-Mile Limited Warranty. 5-Year/60,000-Mile Limited Powertrain Warranty.** Ordinary maintenance or adjustments, parts subject to normal wear and replacement, and certain items are excluded. Please see your Honda dealer for details. **Always use seat belts and appropriate child seats. Children 12 and under are safest when properly restrained in the rear seat.** Specifications, features, illustrations and equipment shown in this brochure are based upon the latest available information at the time of printing. Although descriptions are believed to be correct, accuracy cannot be guaranteed. American Honda Motor Co., Inc., reserves the right to make changes at any time, without notice or obligation, in colors, specifications, accessories, materials and models. Some features mentioned herein are not available in all areas. Please see your Honda dealer for details. Some vehicles may be shown with optional equipment. Available = Optional. All images contained herein are either owned by American Honda Motor Co., Inc., or used under a valid license. It is a violation of federal law to reproduce these images without express written permission from American Honda Motor Co., Inc., or the individual copyright owner of such images. Honda Financial Services is a DBA of American Honda Finance Corporation. Honda, the H-mark, Honda Care, Honda Satellite-Linked Navigation System, HondaJet, ACE, Active Noise Cancellation, Advanced Compatibility Engineering, Drive-by-Wire, HandsFreeLink, i-VTEC, Variable Cylinder Management, VCM, Variable Torque Management, VTM-4, VTM-4 Lock, Vehicle Stability Assist and VSA are trademarks of Honda Motor Co., Ltd. ©2009 American Honda Motor Co., Inc.

Every Honda is a smart value thanks to timeless design, great reliability and extended maintenance intervals. Check out our Best Overall Brand Award and Best Resale Value Awards¹³ from Kelley Blue Book's kbb.com, Best Overall Value Awards from IntelliChoice¹⁴ and – for our sixth year in a row – Industry Best Residual Value Award from *Automotive Lease Guide*.¹⁵



Want your own look? Ask your dealer about Honda Genuine Accessories.

Some accessories include running boards, crossbars, front and rear aluminum under trim and back-up sensors. They're designed, engineered and tested to meet the same exacting standards as your new vehicle – a high-quality way to make your new Honda one of a kind.



Your dealer's team of trained technicians is ready to help keep your Honda in superb shape. All 2010 Honda vehicles – and any Honda Genuine Accessories installed at the time of vehicle purchase – are covered by the 3-year/36,000-mile New-Vehicle Limited Warranty.¹⁶ Plus, Honda cars and trucks are covered by a 5-year/60,000-mile Limited Powertrain Warranty, too.¹⁶ For more information or assistance, see your Honda dealer or please give us a call at 1-800-33-Honda.

HONDA
Financial Services

Whether you buy or lease a Honda vehicle, Honda Financial Services can assist you with the process. Please ask your dealer which lease or purchase plan best suits your needs.

HONDA
Care

Honda Care[®] is an affordable, comprehensive vehicle and travel protection plan backed by Honda reliability, service and parts. Please see your Honda dealer for details.



Visit us at automobiles.honda.com

Get the latest photos, MSRPs, specs and more. You can "build" your own Honda, accessorize it – even ask for a dealer price quote, apply for financing and check dealer inventories online.