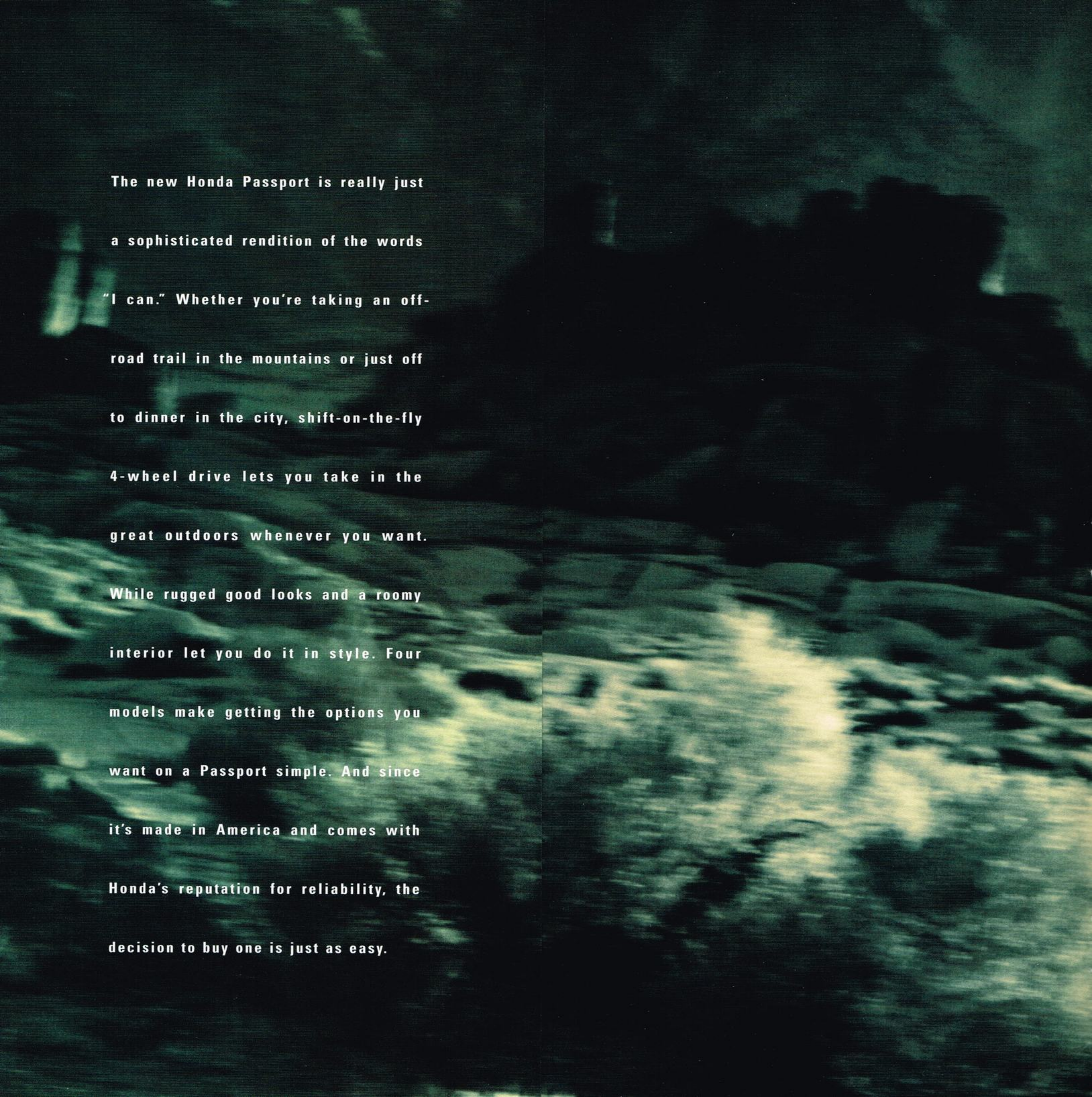




1997 Honda Passport





The new Honda Passport is really just
a sophisticated rendition of the words
"I can." Whether you're taking an off-
road trail in the mountains or just off
to dinner in the city, shift-on-the-fly
4-wheel drive lets you take in the
great outdoors whenever you want.
While rugged good looks and a roomy
interior let you do it in style. Four
models make getting the options you
want on a Passport simple. And since
it's made in America and comes with
Honda's reputation for reliability, the
decision to buy one is just as easy.





Passport 4WD EX shown in Light Silver Metallic.



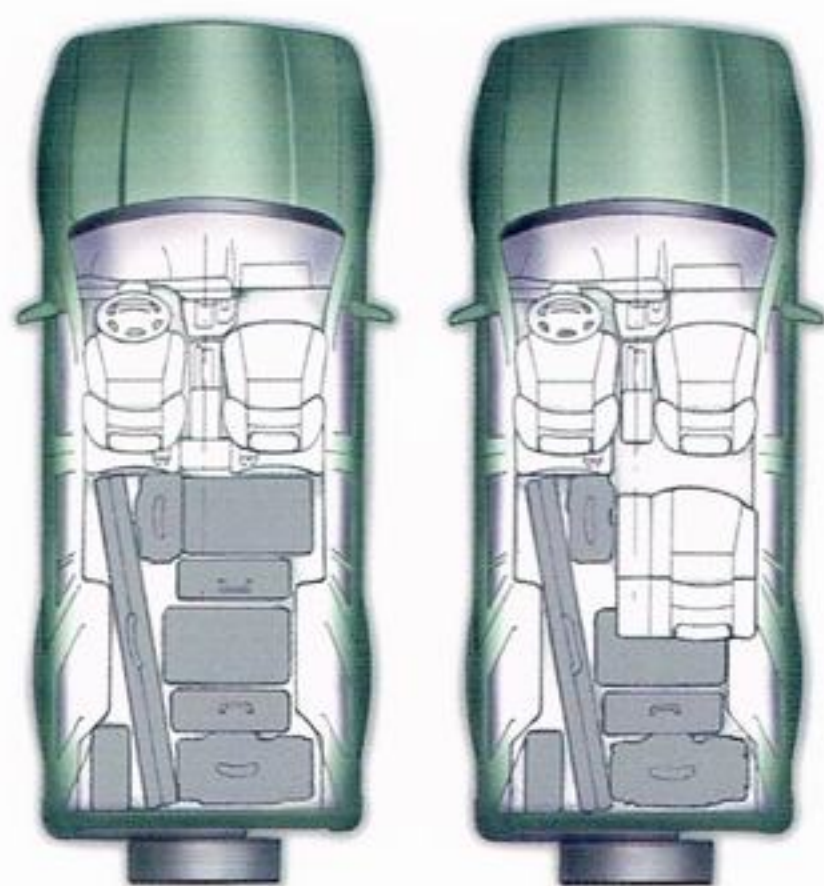


The rugged Passport adapts to just about any terrain.

But most of all it adapts to you. A well-thought-out,

handsome design with a split fold-down rear seat and

roomy cabin make it as stylish as it is functional.



A 60/40 Split Fold-Down Rear Seatback is standard on all Passports. Great for packing and traveling, it gives you lots of options.

In the 1997 Passport, attention to detail puts everything you need within your grasp. Ample head, hip and leg room let the Passport driver and passengers relax in comfort.


Power windows and door locks are at your fingertips. In the EX, a tilt-up moonroof can be removed for stargazing, while an adjustable steering column and reclining front bucket seats with adjustable head restraints come standard. With the rear seats folded down, Passport also offers you up to 75 cubic feet of cargo space. Cruise control adds to your comfort on long trips, as does a rear window defroster that will help clear up just about any frosty night.

On the EX, map lights, a cargo net and a rear window wiper/washer are handy features no matter where you're going. And dual vanity mirrors enhance an already stylish interior.

An exterior spare tire carrier opens to the street to make loading and unloading the Passport a breeze. And with the spare tire mounted outside and a 60/40 fold-down rear



A Beverage Holder is one of the many standard features on the Passport. Conveniently located, it puts refreshment at your fingertips.



Cruise Control is standard and well within your reach on the steering wheel column, putting another added convenience just a twist away.

seatback inside, there's plenty of room for everything that needs to come with you.


But perhaps some of the nicest things about a Passport are the simple but refined nuances that come with it. A durable fabric/carpet interior, 6-speaker sound system and easy-lifting back window with remote release are all standard but well-thought-out touches. Air conditioning on the 4WD LX as well as both EX models only reinforces this feeling. Add it all up and you've got room to move. Wherever you want.



Passport 4WD EX instrument panel shown with accessory CD player.



Passport 4WD EX interior shown with accessory floor mats.



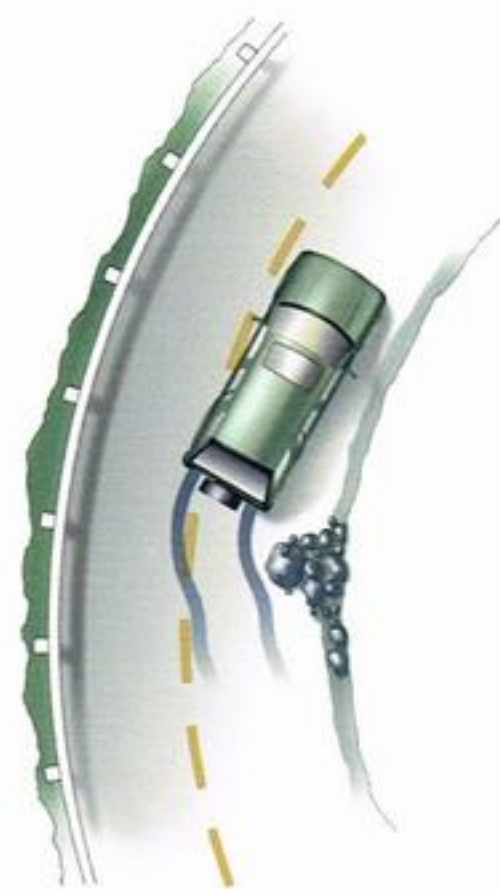
1 2 3 4 5 6 7 8 9 10 11 12

PASSPORT

The Passport feels like it can handle almost anything on the road, including no road. Four-wheel disc brakes are standard, so mountain grades, heavy loads and trailers* can be part of your travel plans. Every Passport offers standard rear-wheel anti-lock brakes. This system helps the Passport track straight during hard braking. Something you will appreciate on a snowy country road or a busy city street. The 4-wheel anti-lock braking system featured on the Passport 4WD EX provides the additional advantage of helping the driver to retain steering control during hard braking.

Rain. Snow. Mud. Sand. From time to time, you need to improvise how to get where you're going. That's when over eight inches of ground clearance, mud- and snow-rated tires and a steel skid plate under the fuel tank come in handy. Four-wheel-drive models also have an extra skid plate under the transfer case.

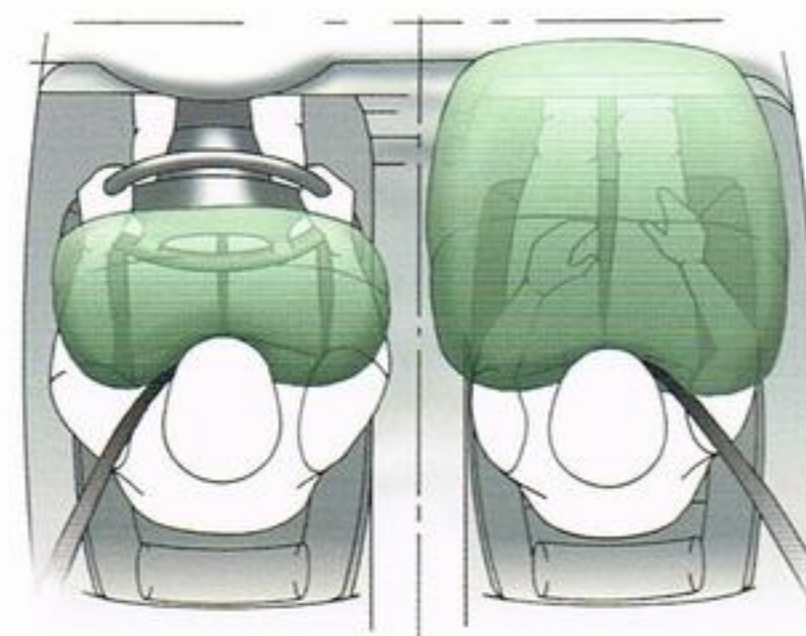
The same driving edge the Honda Passport provides you on a mountain trail, it provides you in the city, too. Its commanding driving position, excellent outward visibility and expansive glass area give you a good view of what's around you, as well as what's down the road. And the Passport's tall stance helps others see you in traffic.



The 4-Wheel Anti-Lock Braking System on the Passport 4WD EX model can help the driver retain steering control during heavy braking.

The Honda Passport's rugged body-on-frame design incorporates built-in crush zones. They can help dissipate the energy resulting from a full-frontal impact. And steel beams located inside the doors help protect occupants in a side impact.

Dual airbags are standard on all Passport models. Designed to inflate and deflate in a fraction of a second, they can help minimize injury to the driver and front passenger in a severe frontal impact.



Dual Airbags, 3-Point Seat Belts and Adjustable Head Restraints at all outboard seating positions are standard on all Passports. (For maximum protection, always wear your seat belt.)



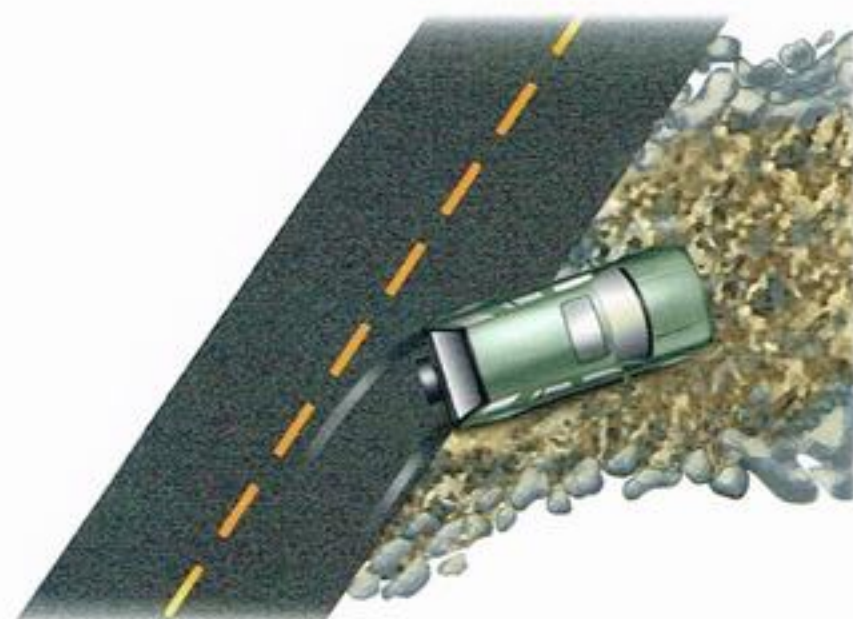
Whether it's city streets or country roads, safety is a high priority. That's why the Passport features standard dual airbags, side-impact protection, built-in crush zones and rear-wheel anti-lock brakes.



Passport 2WD EX shown in Claret Red Pearl.



With its powerful 3.2 liter, 24-valve V-6 engine, rugged double wishbone front suspension and the convenience of shift-on-the-fly 4WD, it's no wonder the Passport takes you just about anywhere.

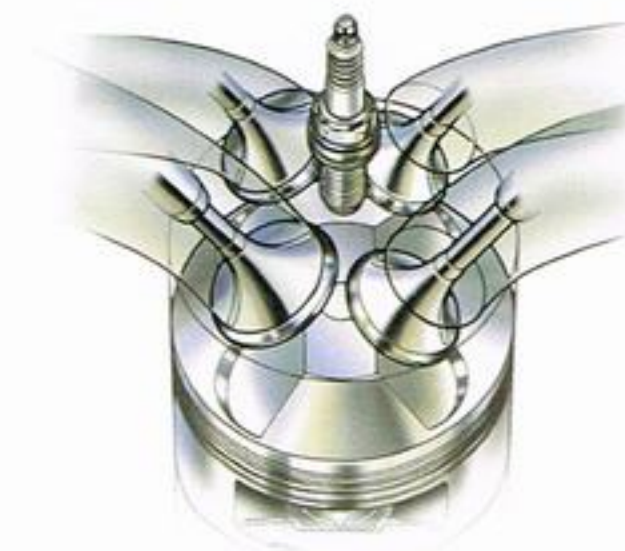


With Shift-on-the-Fly 4WD you don't need to stop the Passport when changing from 2WD to 4WD and back again.

City streets. Mountain roads. No roads. You've got places to go. You need a vehicle that can take you there: powerful, rugged, dependable. You need a Passport.

Power is no problem. The Passport uses a powerful 3.2 liter, 190-horsepower V-6 design. One of the reasons this engine works so well is its advanced 4-valve-per-cylinder combustion chambers. They help the engine breathe better and burn fuel more efficiently. The results are greater power output, optimum fuel economy and lower emissions. The valve lifters are hydraulic, so they don't need adjustment.

Lightweight materials improve performance. That's why the V-6 engine in the Passport is constructed of aluminum alloy. Its forged steel crankshaft and connecting rods help ensure years of dependable service. Reliable multi-point fuel injection uses sensors and electronic control to ensure precise fuel delivery, smooth throttle response and low emissions, regardless of driving conditions or weather. And a high-voltage ignition



Advanced 4-Valve-Per-Cylinder Combustion Chambers in the Passport V-6 engine improve power output throughout its rpm range.

system delivers a hot spark for quick starting and smooth running.

Passport V-6 power is delivered to the road through a five-speed manual transmission or an available four-speed automatic transmission (standard on 2WD EX). A lockup torque converter and overdrive 4th gear are offered on the automatic as well. Both features help improve highway mileage,^{**} and make for quieter cruising in overdrive.

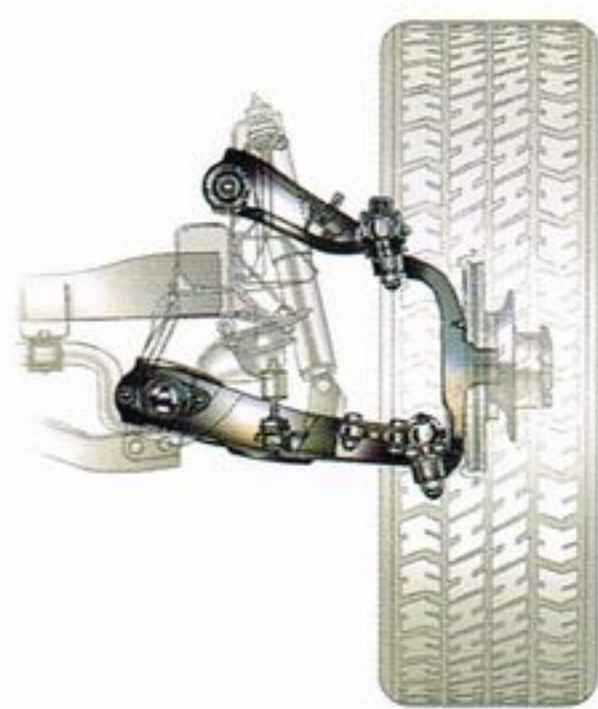
The driver-selectable "Power" mode in the automatic transmission delivers quick acceleration by downshifting at part throttle and upshifting closer to the engine redline. And the "Winter" setting helps reduce wheel spin when pulling away from a stop on a slippery surface, such as ice.

When the going gets rough or slippery or steep, there's no need to stop the Passport just to shift into 4-wheel drive. The 4WD Passport has shift-on-the-fly. Under 60 mph, you can engage and disengage with

the push of a button. For slippery road conditions, the Passport 4WD EX also has a limited-slip differential that limits wheel slip by transmitting drive torque to the rear wheel with the most traction.

Whether it's a city street or a country road, bumps are bumps, so you'll appreciate the Passport's rugged torsion bar and independent double wishbone front suspension. Gas-pressurized, double-action shock absorbers control ride and resist fade more effectively. A front stabilizer bar helps minimize body lean and variable-assist power steering takes the effort out of a turn or a parking maneuver.

Remember: Honda asks you to respect the environment, so that others may enjoy it as well. "Tread Lightly!"™ on public and private land.



Rugged, Independent Front Suspension soaks up bumps and dips. Double-action shock absorbers give the Passport a smooth, stable highway ride.



4WD EX shown in Huntsman Green Mica, 4WD LX in Radiant Red and Iron Gray Metallic with optional wheel package.



Accessories

Make your Passport your very own with any of these Genuine Honda Accessories. Each one is covered by our 3-year/36,000-mile limited warranty** when installed at the time of your new vehicle purchase.

Other available accessories are:

- Air Conditioning (2WD LX)
- CD Player
- 12-Disc CD Changer
- Cargo Net (LX)
- Cargo Mat
- Air Deflector
- Taillight Garnish
- Brush Grille Guard
- Roof Rack with available Bicycle or Ski Attachment
- Running Boards
- Side Steps
- Wheel Locks

See your Honda dealer for details.



Honda Care. Extra peace of mind. Freedom from high repair costs, plus 24-hour roadside assistance. A vehicle service contract written with you in mind. Ask your dealer for details.



Floor Mats (top) are custom-tailored and help protect your carpeting from mud, dirt and spills.

Our Single-Disc In-Dash CD Player (middle) features distortion-free sound so you can sing along to your own private collection of favorites.

The Security System (bottom) activates door locks, and features an engine starter cut-off and a panic button to sound the horn in emergency situations. Transmitter shown.



Honda's Removable Rear Cargo Cover (top) keeps everyone from seeing what you have stored inside your new Passport.

The Full Nose Mask (middle) protects your Passport from airborne dirt and insects. It's made of leather-textured vinyl.

The Honda Trailer Hitch Kit and Ball (bottom) allows you to pull heavy loads with confidence. Perfect for trailering boats, jet skis, motorcycles, etc. (Hitch ball sold separately).*

Passport

The 1997 Passport is available in four models. The rugged LX and the optimally equipped EX come in both two-wheel- and four-wheel-drive versions. All have a 3.2 liter, 190-horsepower, 24-valve V-6 engine, while the four-wheel-drive models include additional standard features for off-road excursions.

Models

Passport 2WD LX: Gives you value and versatility. Dual airbags,[‡] rear wheel anti-lock brakes, power windows and door locks, high-power stereo cassette with 6 speakers, and cruise control are all standard.

Passport 4WD LX: Adds shift-on-the-fly four-wheel drive for more traction plus air conditioning and 16" alloy wheels or an optional wheel package* with P245/70 R16 all-season tires, splash guards, flared wheelwell mouldings and limited-slip differential.

Passport 2WD EX: Equipped with standard luxuries like a removable tilt-up moonroof, leather-wrapped steering wheel, heated dual power side mirrors, map lights, standard 4-speed automatic transmission and 16" alloy wheels with P245/70 R16 all-season tires, splash guards and flared wheelwell mouldings.

Passport 4WD EX: The most polished Passport of them all. It incorporates all the luxury features from above as well as standard 4-wheel ABS, limited-slip differential and a choice of transmissions.

[‡]Honda reminds you and your passengers to always buckle up.



Passport Specifications and Dimensions

Engine	2WD LX	4WD LX	2WD EX	4WD EX
Type	V-6	V-6	V-6	V-6
Displacement (liters)	3.2	3.2	3.2	3.2
Horsepower @ rpm (S.A.E. net)	190 @ 5600	190 @ 5600	190 @ 5600	190 @ 5600
Torque (lb.-ft. @ rpm)	188 @ 4000	188 @ 4000	188 @ 4000	188 @ 4000
Compression Ratio	9.0:1	9.0:1	9.0:1	9.0:1
Valve Train	24-Valve	24-Valve	24-Valve	24-Valve
Fuel System: Multi-Point Fuel Injection	•	•	•	•
Direct Ignition System	•	•	•	•
Drivetrain				
Type	RWD	4WD	RWD	4WD
Manual Transmission: 5-Speed	•	•	•	•
Automatic Transmission: 4-Speed (available)	•	•	STD	•
Final Drive Ratio (MT/AT)	4.3/4.3	4.3/4.3	NA/4.3	4.3/4.3
Shift-on-the-Fly 4WD/Transfer Case	•	•	•	•
Limited-Slip Differential	•	Opt*	•	•
Body/Suspension/Chassis				
Body Type: Body on Frame	•	•	•	•
Dbl. Wishbone/Semi-Elliptical Suspension (F/R)	•	•	•	•
Front Stabilizer Bar (mm.)	28.6	28.6	28.6	28.6
Variable-Assist Power Steering	•	•	•	•
Turning Diameter, Curb-to-Curb (ft.)	37.7	37.7/38.1*	38.1	38.1
4-Wheel Disc Brakes	•	•	•	•
Anti-Lock Braking System	Rear-Wheel	Rear-Wheel	Rear-Wheel	4-Wheel
Minimum Ground Clearance (in.)	8.5	8.5/8.3*	8.3	8.3
Wheels	16" Styled Steel	16" Alloy	16" Alloy	16" Alloy
Tires: Standard All-Season M+S	P225/75 R16	P225/75 R16	P245/70 R16	P245/70 R16
Tires: Optional All-Season M+S	•	P245/70 R16*	•	•
Exterior Dimensions				
Wheelbase (in.)	108.5	108.5	108.5	108.5
Length (in.)	176.5	176.5	176.5	176.5
Height (in.)	66.5	66.5 (66.3*)	66.3	66.3
Width (in.)	66.5	66.5 (68.5*)	68.5	68.5
Track (in., front)	56.9	56.9 (57.3*)	57.3	57.3
Track (in., rear)	57.1	57.1 (57.5*)	57.5	57.5
EPA Curb Weight (lbs., MT/AT)	3848/3883	4078/4133 (4116/4171*)	NA/3946	4154/4209
Front/Rear Weight Distribution (lbs., MT)	1898/1950	2110/1968 (2120/1996*)	NA	2158/1996
Front/Rear Weight Distribution (lbs., AT)	1928/1955	2150/1983 (2160/2011*)	1991/1955	2198/2011
Towing Capacity (lbs.)	4500†	4500†	4500†	4500†
Interior Dimensions				
Headroom (in., front/rear)	38.5/38.0	38.5/38.0	38.5/38.0	38.5/38.0
Legroom (in., front/rear)	41.0/34.5	41.0/34.5	41.0/34.5	41.0/34.5
Shoulder Room (in., front/rear)	55.5/55.5	55.5/55.5	55.5/55.5	55.5/55.5
Hiproom (in., front/rear)	55.5/55.5	55.5/55.5	55.5/55.5	55.5/55.5
Cargo Volume (cu. ft., seat up/down)	35.0/74.9	35.0/74.9	35.0/74.9	35.0/74.9
Interior Passenger Volume (cu. ft.)	96.0	96.0	96.0	96.0
EPA Mileage Estimates**/Fuel Capacity				
City/Highway (5-Speed Manual)	16/19	16/19	NA	16/19
City/Highway (4-Speed Automatic)	15/19	15/18	15/19	15/18
Fuel (gal.)	21.9	21.9	21.9	21.9

Features and Colors


Exterior Features	2WD LX	4WD LX	2WD EX	4WD EX
Bumpers/Front Airdam	Black/Charcoal	Black/Charcoal	Chrome/Body-Colored	Chrome/Body-Colored
Dual Manual Mirrors	•	•	•	•
Body-Colored Heated Dual Power Mirrors	•	•	•	•
Rear Window Wiper/Washer	•	•	•	•
Removable Tilt-Up Moonroof	•	•	•	•
Tinted Glass	•	•	•	•
Rear Privacy Glass	•	•	•	•
Exterior Spare Tire Carrier	•	•	•	•
16-Inch Aluminum-Alloy Wheels	•	•*	•	•
Flared Wheelwell Mouldings	•	Opt.*	•	•
Splash Guards	Accessory	Opt.*	•	•
Interior Features				
Dual Airbags	•	•	•	•
Leather-Wrapped Steering Wheel	•	•	•	•
Reclining Front Bucket Seats w/Adjustable Head Restraints	•	•	•	•
Power Windows w/Auto-Down Driver's Window	•	•	•	•
Power Door Locks	•	•	•	•
Air Conditioning	Accessory	•	•	•
AM/FM Stereo Cassette w/6 Speakers and Clock	•	•	•	•
Cruise Control	•	•	•	•
Map Lights	•	•	•	•
Tachometer	•	•	•	•
Adjustable Steering Column	•	•	•	•
Center Console w/Storage Compartment	•	•	•	•
Beverage Holder	•	•	•	•
2-Speed Windshield Wipers	•	•	w/Intermittent	w/Intermittent
Front 3-Point Seat Belts	•	•	•	•
Rear 3-Point Seat Belts w/Center Lap Belt	•	•	•	•
60/40 Split Fold-Down Rear Seatback	•	•	•	•
Remote Tailgate Window Release w/Warning Light	•	•	•	•
Rear Window Defroster	•	•	•	•
Coolant Temperature Gauge	•	•	•	•
Low-Fuel Warning Light	•	•	•	•
Cargo Area Light	•	•	•	•
Courtesy Door Lights	•	•	•	•
Door Pocket Storage Bins	•	•	•	•
Dual Vanity Mirrors	•	•	•	•
Child-Proof Rear Door Locks	•	•	•	•
Cargo Net	Accessory	Accessory	•	•
Exterior/Interior Colors				
Light Silver Metallic/Gray	•	•	•	•
Iron Gray Metallic/Gray	•	•	•	•
Ebony Black/Gray	•	•	•	•
Radiant Red/Gray	•	•	•	•
Claret Red Pearl/Gray	•	•	•	•
Cream White/Gray	•	•	•	•
Huntsman Green Mica/Gray	•	•	•	•



Light Silver Metallic



Iron Gray Metallic



Ebony Black



Radiant Red



Claret Red Pearl



Cream White



Huntsman Green Mica

*Optional Wheel Package includes 16-inch EX Alloy Wheels, P245/70 R16 All-Season/M+S Tires, Flared Wheelwell Mouldings, Splash Guards and Limited-Slip Differential. †Requires electric trailer brakes and load-distribution hitch. **Mileage figures shown for comparison only. Actual mileage may vary. ***3-Year/36,000-Mile Limited Warranty: Ordinary maintenance items or adjustments, parts subject to normal wear and replacement, and certain items are excluded. See your Honda dealer for the terms and conditions of this limited warranty. Specifications, features, illustrations and equipment shown in this brochure are based upon the latest available information at the time of printing. Although descriptions are believed correct, accuracy cannot be guaranteed. American Honda Motor Co., Inc. reserves the right to make changes at any time, without notice or obligation, in features, colors, specifications, accessories, materials and models. Some features shown may not be available on all models. California version differs slightly due to emissions standards. Some vehicles are shown with optional equipment. Available=Optional. NA=Not applicable or not available. The Passport is manufactured for Honda by Isuzu at the SIA factory in Lafayette, Indiana. ©1996 American Honda Motor Co., Inc. Litho in U.S.A. 9/96.

Perhaps the last thing you should know about your new Honda is the first thing that went into it. Our philosophy. It goes beyond legendary quality and reliability. It's our mission to meet and exceed your expectations at every turn.

It starts with over 1,000 Honda dealers nationwide. They will answer questions and explain all your vehicle's features, including the 3-year/36,000-mile limited warranty. They also offer excellent financing and leasing options.*

No one is more committed to making your ownership experience a truly rewarding one. It is yet another reason people come back to Honda time and time again. We thought you should know that, too.



Civic Sedan



Accord Sedan



Civic Coupe



Accord Coupe



Civic Hatchback



Accord Wagon



del Sol



Odyssey



Prelude

Availability begins November 1996.



Passport



CR-V

Availability begins January 1997.



www.honda.com
1-800-33-HONDA

Printed in U.S.A. on recycled paper. 

70715