

**HONDA**  
The Power of Dreams

*Luxury, Advanced.*  
**LEGEND**



---

To be distinguished, one must set himself apart from the crowd. What better way to do that than with the Legend, Honda's top-tier masterpiece that elevates luxury and technology to a whole new level. With its imposing length, graceful form, flowing lines, sharp creases, and smart features, you can expect nothing less than an exhilarating ownership experience.

---



*Luxury, Advanced.*

**LEGEND**







# LUXURY & PERFORMANCE

## A BRIEF HISTORY

**T**he first steps toward greatness began with Honda's desire to elevate the luxury driving experience to heights unheard of. In such a way that man is defined by the steps he takes on his journey through life, this evolution is the result of Honda's dedication to the creation of a benchmark by which luxury sedans are compared. Building on the solid foundation of technological development, expertise, and a rich history, the journey toward greatness and beyond continues. The Legend has arrived. Now, it can be yours to experience. Write your own epic story. Become Legend.



# HISTORY *of the* LEGEND

## 1<sup>st</sup> GEN

1985 - 1990



Ahead of its time, the first-generation Legend was the first Japanese car to be equipped with a driver side air-bag, speed-sensitive power steering, ABS, seatbelt pre-tensioners, and traction control for its SOHC V6 engine.

Soichiro Honda and Ayrton Senna are notable owners.

## 2<sup>nd</sup> GEN

1990 - 1995



Unheard of at the time, this car was equipped with the Honda Electro Gyro-Cator, the first commercially available navigation system.

Luxury firsts like wool moquette upholstery and dual-zone air-conditioning were available too.

## 3<sup>rd</sup> GEN

1995 - 2004



The third generation was the first Honda model to be equipped with Vehicle Stability Assist (VSA), a system that helps stabilize the vehicle during cornering if the car turns more or less than desired.

Power from the 3.5-liter V6 engine matched that of slightly bigger V8s found in its competitors, and yet it met California's very strict emission regulations.

## 4<sup>th</sup> GEN

2004 - 2012



The first car in the world to be equipped with Super Handling All-Wheel Drive (SH-AWD), a clever system that distributes torque between front and rear wheels with independent control between the left and right rear wheels. It is also the first to have Noise-Reducing Alloy Wheels.

This car won Japan's prestigious Car Of The Year award for 2004.

## 5<sup>th</sup> GEN

2015 -



The first, premium luxury sedan to be fully-equipped with Sports Hybrid SH-AWD.







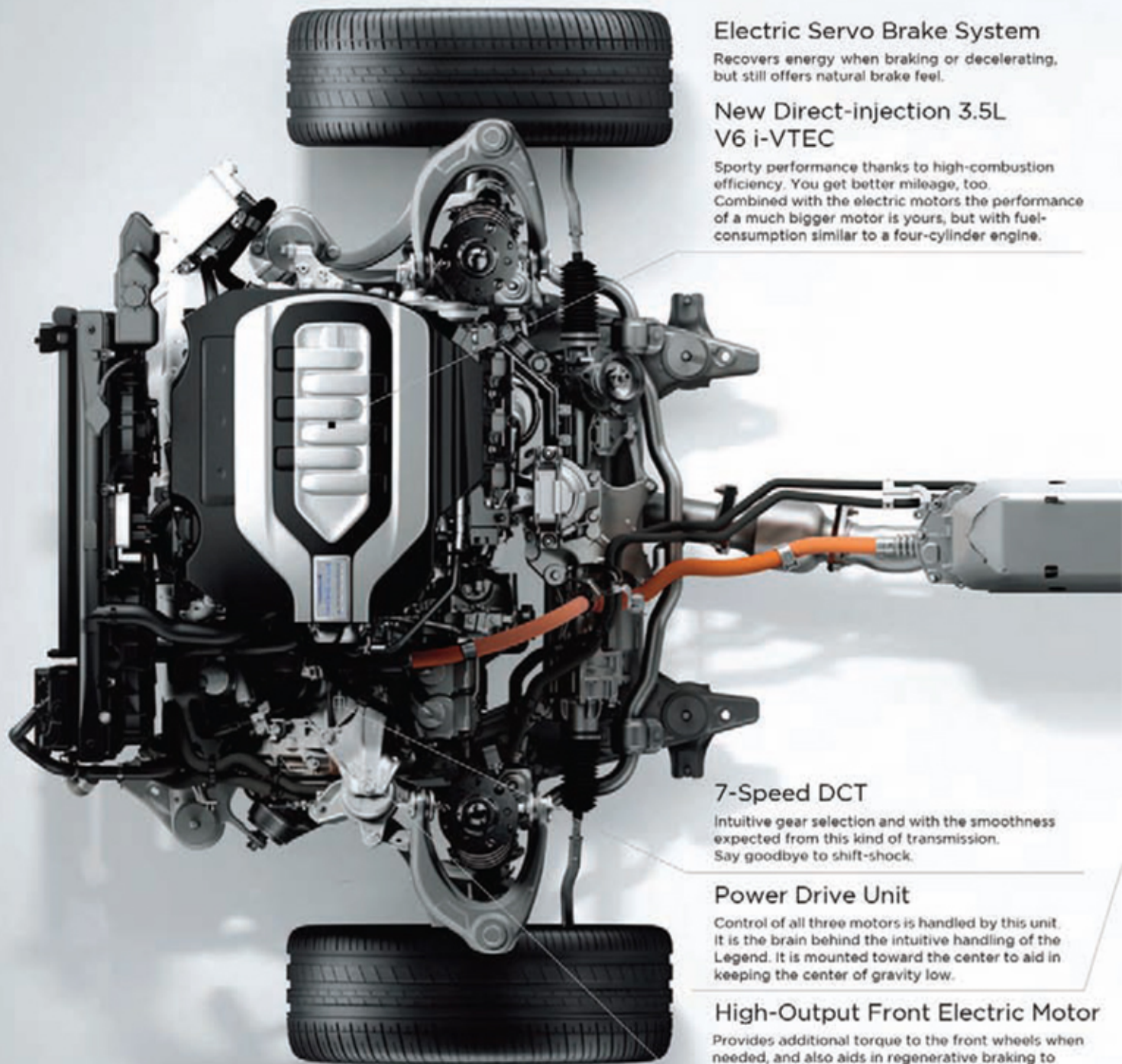
WHAT ARE  
THE MAKINGS  
*of a*  
TRUE LEGEND?

---

# THE HEART *of a* TITAN

---

A PERFORMANCE-ORIENTED  
ENGINEERING MASTERPIECE



## Electric Servo Brake System

Recovers energy when braking or decelerating, but still offers natural brake feel.

## New Direct-injection 3.5L V6 i-VTEC

Sporty performance thanks to high-combustion efficiency. You get better mileage, too. Combined with the electric motors the performance of a much bigger motor is yours, but with fuel-consumption similar to a four-cylinder engine.

## 7-Speed DCT

Intuitive gear selection and with the smoothness expected from this kind of transmission. Say goodbye to shift-shock.

## Power Drive Unit

Control of all three motors is handled by this unit. It is the brain behind the intuitive handling of the Legend. It is mounted toward the center to aid in keeping the center of gravity low.

## High-Output Front Electric Motor

Provides additional torque to the front wheels when needed, and also aids in regenerative braking to charge the battery pack.



### Twin Motor Unit

Between the rear wheels are two high-output electric motors. The sophisticated Twin Motor Unit drives the rear left and right wheels independently and regenerates electricity during braking. With this, you get the benefit of advanced driving dynamics expected from an advanced All-Wheel Drive luxury sedan.

### Intelligent Power Unit

Compact, so trunk space isn't sacrificed.

### Lithium-Ion Battery


Possibly the lightest in its class, yet packing 260-volts of power.

## Sport Hybrid SH-AWD

Advanced hybrid technology in a sophisticated drivetrain.

Power and fuel-efficiency are yours, thanks to the 3-motor Hybrid System and 7-Speed DCT. These systems work together seamlessly to offer a driving experience like no other.

The future has arrived, and it is what Legends are made of.



---

A  
SILENT & POWERFUL  
STRIDE

---







**SPORT HYBRID SH-AWD**  
*Super Handling All-Wheel Drive*

Imagine a driver aid that enhances the agility of the chassis by improving handling in real-time. This is Sport Hybrid SH-AWD, and it helps the driver choose the right line with ease and with added stability. This feature is unheard of in cars in this segment and provides a confidence-inspiring drive.









## HOW SPORT HYBRID SH-AWD WORKS

This state-of-the-art traction and handling system designed by Honda responds to driver input by combining a front-rear torque distribution system with a regulated torque system for the left and right rear wheels.



Up to 100% of power from the rear electric motors can be delivered to the left or right rear wheel to assist in cornering and to reduce understeer, effectively pushing the car around the corner. This technical showcase adds to safety while also enhancing the sporty, road-holding character of the Legend.

---

# A SUIT *of* ARMOUR

---

ADVANCED LUXURY IN THE DETAILS

---

There's substance underneath its stylish cloak, resulting in an impact that hints at something significant beneath the surface. A sedan of this caliber must be as functional as it is awe-inspiring.

It must deliver more than what is expected.

This is that kind of attention to detail that is delivered by the Legend.











---

# TOTAL CLARITY

---

The face of the Legend is one with an imposing presence and with features that provide superior visibility.



The Legend's Jewel Eye LED Headlights are a window to the technology underneath. You will know it is the Legend because of the 8 LED bulbs with 16 precisely focused lenses. The result? Better visibility on the road in any condition and an identity that is unmistakably the Legend's. Its eyes reveal all.









LED tail lights are the epitome of on-road visibility. Let your on-road actions be seen from greater distances and in any weather and road condition.

The aggressive 19-inch Noise-Reducing Alloy Wheels not only command attention, they have also been cleverly designed, engineered, and sculpted for less road and wind noise. The result is an even more quiet and unobtrusive drive.



A  
GUARDIAN & PROTECTOR







Honda  
**SENSING**

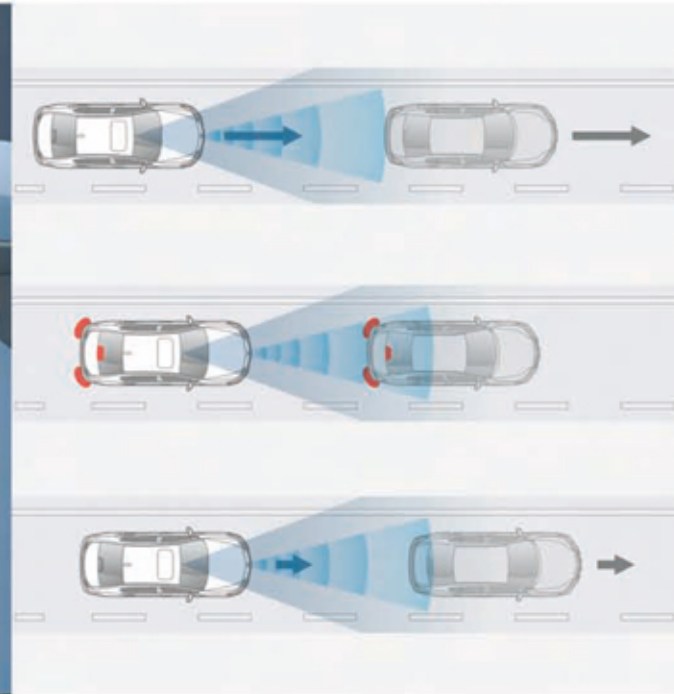
This group of driver-assistive technologies is a partner that will keep you safer during your travels. There might be something that you might miss while driving, but Honda Sensing has your back at all times.





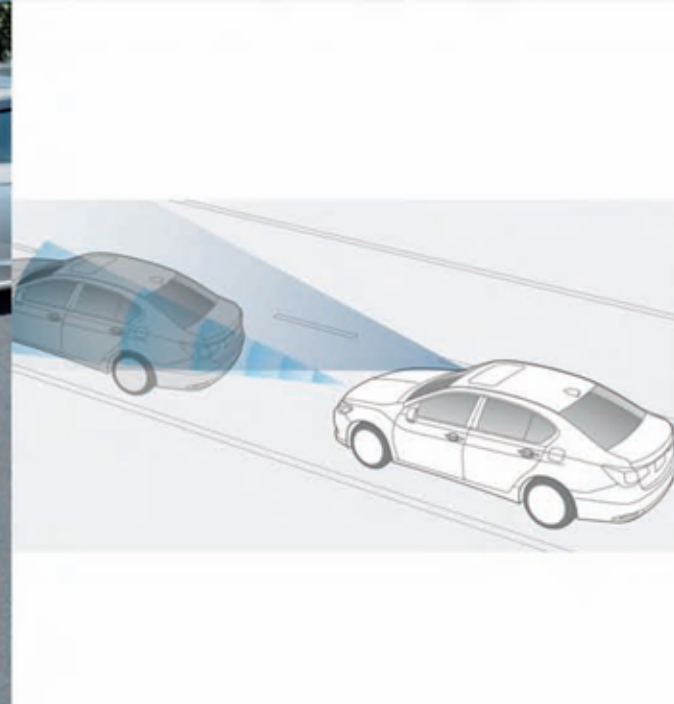
**ADAPTIVE CRUISE CONTROL (ACC) WITH LOW-SPEED FOLLOW (LSF):**

Set a following interval and the system monitors traffic ahead of you and adjusts your cruising speed accordingly.

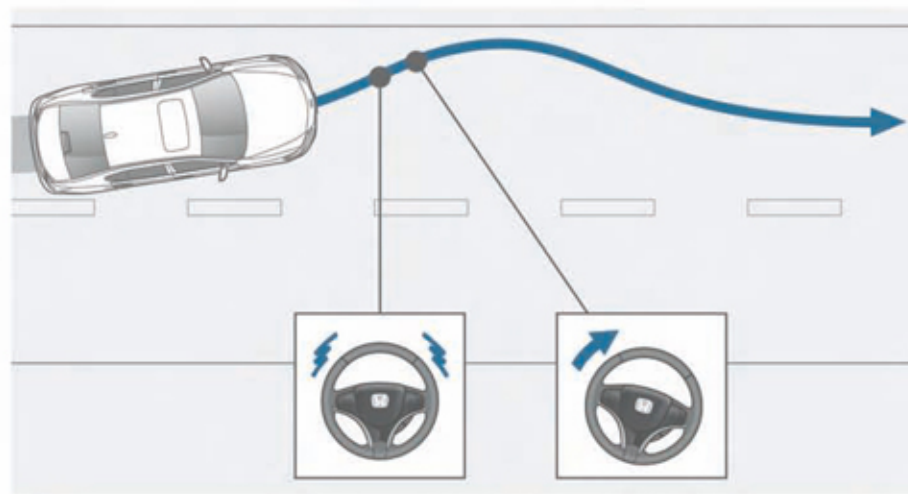


**COLLISION MITIGATION BRAKING SYSTEM (CMBS):**

A small windshield camera, which works in tandem with a radar mounted on the front end of the car, detects vehicles in front of you. If it senses a possible collision, audio and visual alerts will warn you. If you do not act, CMBS will apply brake pressure.







**ROAD DEPARTURE MITIGATION (RDM):**

When close to side of the road without using a turn-signal, the system will warn you with vibrations from the steering wheel. Should you begin to leave the roadway, automatic steering and braking will lead you back into the detected lane.









**BLIND SPOT INFORMATION SYSTEM:**

A radar sensor mounted on each corner of the rear bumper alerts the driver if a vehicle is detected in the blind spot.



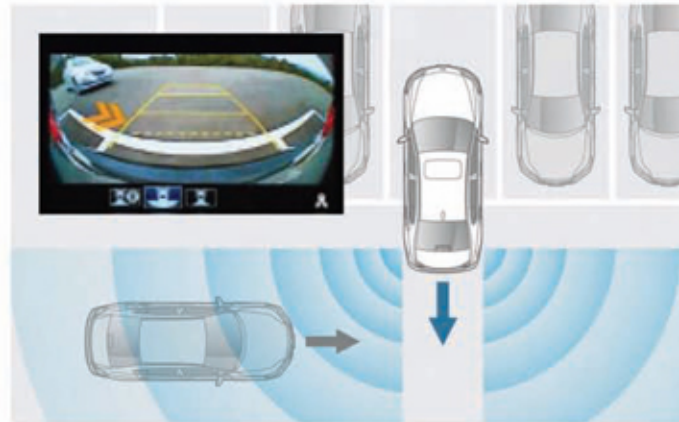
**POP-UP HOOD PEDESTRIAN SAFETY:**

In the untoward event of a pedestrian collision, the system reduces injuries to them.



**MULTI-VIEW CAMERA SYSTEM:**

Views from multiple angles take the guesswork out of parking. Choose the perspective that works best for you.



This uses the same radar technology of the Blind Spot Information warning, but with a range that detects oncoming vehicles you wouldn't otherwise see while backing out from a parking space.

**CROSS TRAFFIC MONITOR:**

Along with the Blind Spot Information System, it informs the driver if he is about to back out onto oncoming traffic or approaching vehicles.







---

When behind the wheel of the Legend, its driver-centric layout will enhance the feeling of being one with the road. With each control surface measured to be easily within sight and reach, you will be in full command of the journey ahead. Steering your own destiny has never been more enjoyable and luxurious.

---



#### HEAD-UP DISPLAY

Keep your eyes on the road with vital information projected at eye-level.



\*Interior shown in Seacoast Ivory leather. (Option available by order)



---

# A NURTURING TOUCH

---

The All-New Legend ensures that passengers get an even better experience as they are cradled in a spacious cabin with premium comfort-oriented features, as well as premium entertainment features. One can simply sit back and relax, or perhaps be excitedly entertained.





---

An opulent interior for those who expect only the best.  
The Legend will surpass levels of sophistication that  
this segment is known for.

---

**REAR SUNSHADES:**

Privacy should never be taken for granted. Rear and side window shades keep the heat, and prying eyes, away from rear passengers.





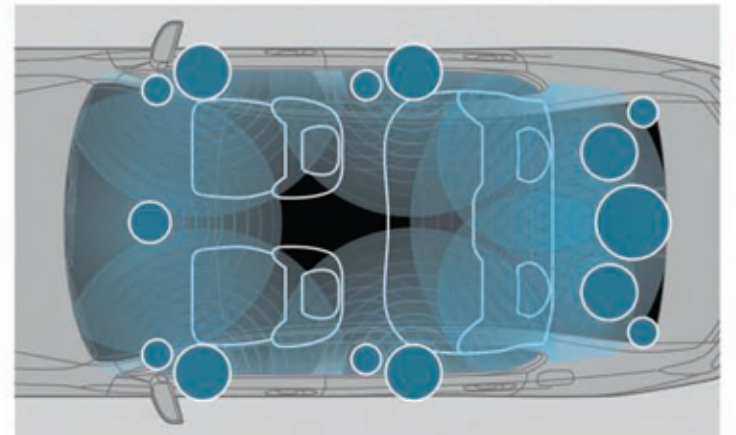


# **KRELL**

Set the mood of your drive, in surround sound.

## **KRELL 14-SPEAKER AUDIO SYSTEM:**

Let the calmness of the interior sooth and cocoon you from the outside world. And for the moments when musical notes are desired, let the 14-speaker Krell audio system envelope your soul. Clarity and depth for any kind of music genre are yours. You will become a discerning audiophile when inside of the Legend.







**ELECTRONIC GEAR SELECTOR:**

The push-button gear selector gets rid of the conventional shifter which occupies space and can sometimes get in the way. Park is always selected when the engine is turned off.



**TOUCH SCREEN A/C PANEL AND DISPLAY AUDIO:**

The ease of use adds value to this sleek interface.





## THE HONDA NAVIGATION SYSTEM

### **INTELLIGENT MULTI-INFORMATION DISPLAY WITH NAVIGATION:**

Seamless integration of vehicle information and GPS navigation, with the option of route guidance.



### **TOGGLE KNOB:**

The simple-to-use Toggle Knob is an intuitive and ergonomic control interface that puts the audio controls, communication connectivity, and vehicle information within easy reach.

# PREMIUM FEATURES

Only the most premium features are showcased in the Legend, and these offer ease of use and the convenience that is expected in this class. When driving is made easier, the experience is something you would want to return to again and again.



## SMART ENTRY WITH PUSH START SYSTEM:

Keep it in your pocket and never have to fumble for the keys again.



## POWER-ADJUSTABLE STEERING COLUMN:

The perfect driving position is only a push of a button away.



## SUNROOF:

Open up to the skies with a push of a button.

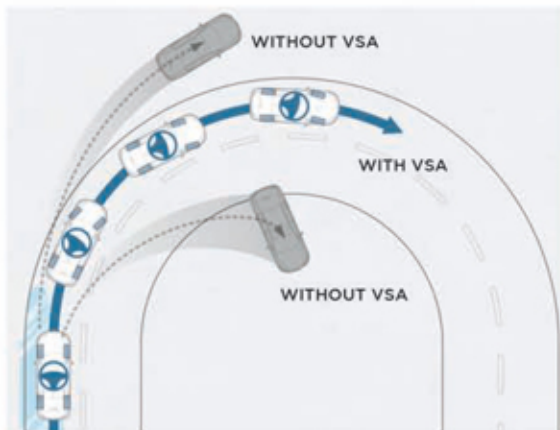




DUAL FRONT, SIDE AND SIDE CURTAIN, AND DRIVER-SIDE KNEE AIRBAGS

## ADVANCED SAFETY

Safety is of utmost importance and is paramount in the Legend. Expect nothing less than the most modern and up-to-date driver and passenger safety technology.



VEHICLE STABILITY ASSIST



HILL START ASSIST



ADVANCED COMPATIBILITY ENGINEERING (ACE) BODY

# LUXURY & SUBSTANCE

The Legend can be ordered as a bespoke automobile. Customers can choose interior trim colors and features to suit their unique characters. Every Legend is special should never blend in with the crowd.

---

A bespoke interior takes the elegance even further. Choose the right theme to match your unique personality.

---

\*Available by order.



**BLACK**



Available in the following exterior colors: White Orchid Pearl, Super Platinum Metallic, Graphite Luster Metallic, and Crystal Black Pearl



**SEACOAST IVORY\***



Available in the following exterior colors: White Orchid Pearl, Crystal Black Pearl, Pomegranate Pearl, and Gilded Pewter Metallic



**BROWN\***



Available in the following exterior colors: White Orchid Pearl, Super Platinum Metallic, Graphite Luster Metallic, Crystal Black Pearl, and Pomegranate Pearl



---

All Legends stand out from the crowd. With this unique palette available to you, continue to break the mould. Deep pearl and shiny metallic colors catch the eye, but also offer a subdued elegance. These finishes are the definition of class and sophistication.

---



CRYSTAL BLACK PEARL



WHITE ORCHID PEARL



SUPER PLATINUM METALLIC



GRAPHITE LUSTER METALLIC\*



GILDED PEWTER METALLIC\*



POMEGRANATE PEARL\*

\*Available by order.



CARBON FIBER LOWER SPOILER

**無限 MUGEN**







CARBON FIBER AIR SPOILER

ALUMINUM WHEEL  
MFL 20 INCH

WHEEL LOCK AND NUT SET







MUD GUARDS



DOOR VISORS



FRONT CORNER UNDER SPOILER



DOOR LOWER GARNISH



SIDE STEP ILLUMINATION



TRUNK SPOILER (DUCK TAIL)



TRUNK TRAY



BODY COVER

**Modulo**  
Honda Custom Performance

# EURO 4

CERTIFIED CLEAN EMISSION

The need to care for our environment is a most pressing matter. As a response, Honda continues to develop innovations toward better engine performance and cleaner emissions, thus paving the way for responsible motoring.

Always a step ahead of its competitors, Honda vehicles sold in the Philippines have been Euro 4 compliant since 2007. Owning a Legend is a testament to your commitment to continuing the legacy of a cleaner planet for our children.





## LEGEND 3.5 Sport Hybrid SH-AWD Specifications

### ENGINE

Earth Dreams Technology 3.5 Liter Direct Injection V6 with VCM (Variable Cylinder Management)  
24-valve, SOHC i-VTEC  
Maximum Power: 312 ps @ 6,500 rpm  
Maximum Torque: 37.6 kg-m @ 4,700 rpm  
Bore and Stroke: 89.0 x 93.0  
Compression Ratio: 11.5:1  
Emission Rating: Euro 4  
Active Control Mount  
Recommended Fuel: 95 (RON)

### 3-MOTOR HYBRID SYSTEM

Battery Type: Lithium-Ion (Li-Ion)  
Front Motor: 48 ps @ 3,000 rpm  
Twin Rear Motor: 37 ps + 37 ps @ 4,000 rpm

### System Combined Output:

Maximum Power: 380 ps @ 6,500 rpm  
Maximum Torque: 47.1 kg-m @ 4,700 rpm

### MECHANICAL

Super Handling All-Wheel Drive™ (SH-AWD™)  
7-Speed DCT (Dual Clutch Transmission)  
Electronic Gear Selector  
Paddle Shifters  
Front Suspension: Independent, Double Wishbone with Coil Spring and Stabilizer  
Rear Suspension: Independent, Multi-link with Coil Spring and Stabilizer  
Front Brakes: Ventilated Disc  
Rear Brakes: Solid Disc  
Electric Parking Brake (EPB)

### STEERING

Gear Type: Rack & Pinion  
Electric Power Steering (EPS)  
Turning Radius: 6.0m (At Wheel Center)  
3-Spoke Leather Wrapped Steering Wheel  
Adjustment: Power Tilt and Telescopic  
Controls: Cruise Control, Adaptive Cruise Control Distance, Lane Keeping Assist System, Multi-Information Display, Audio, Bluetooth Hands Free Telephone (HFT)

### DIMENSIONS & CAPACITIES

Length: 4,997 mm  
Width: 1,890 mm  
Height: 1,478 mm  
Wheelbase: 2,850 mm  
Tread (Front/Rear): 1,632 mm / 1,630 mm  
Ground Clearance: 145 mm  
Curb Weight: 1,976 kg  
Fuel Tank Capacity: 57L (Capless Fuel Filler)

### EXTERIOR

JEWEL EYE LED Headlights with Auto Leveling and Auto On/Off  
LED Daytime Running Lights (DRL)  
Headlight Washer  
LED Fog Lights  
LED Rear Fog Lamp  
LED Tail Lamps  
Power Sunroof with Anti-Pinch Function  
Side Mirrors (Power Adjustment, Power Retractable, Reverse Auto Tilt, Heated, Memory and Integrated Side Turn Signal)  
Auto Dimming Side Mirror  
LED High Mount Stop Lamp  
Chrome Grille  
Chrome Door Handles with LED Welcome Light  
Intelligent Controlled Rain Sensing Wipers  
Rear Windshield Defogger  
19" x 8" Aluminum Wheels (Gun Metallic Finish)  
Tire Pressure Monitoring System (TPMS)  
Tire Size: 245 / 40 R19  
Privacy Glass (Rear Doors and Rear Windshield)  
Acoustic Glass (All Windows)

### INTERIOR

Head-Up Display (Colored)  
Dual-Zone Automatic Air-Conditioning  
Rear A/C Vents with Independent Controls  
8" Intelligent Multi-Information Display (i-MID) with Navigation  
On Demand Multi-Use Display  
Instrument Cluster Multi-Information Display (Colored TFT)  
Leather Dashboard Trim  
Auto Dimming Rear View Mirror  
Rear Windshield Sunshade (Power)  
Rear Door Side Sunshades (Manual)  
All Auto Up/Down Power Windows  
Map Light (Front and Rear LED type)  
Foot Light (Front and Rear)  
Ambient Light (Front and Rear, Cup Holder, Inner Door Handle, Door Pocket)  
Cargo Area Light  
Door Courtesy Light (Front & Rear)  
Illuminated Glove Box and Center Console  
Electric Locking Glove Box and Trunk with Valet Mode (Pin Code Lock)  
Sunvisors with Vanity Mirror and Illumination (Driver and Passenger)  
Side Sill Plate  
Accessory Socket 12V 180W (x2)  
Coat Hook (x2)  
Grab Handle (x4)  
Cargo Net

### HONDA SENSING

Adaptive Cruise Control (ACC)  
Low Speed Follow (LSF)  
Lane Keeping Assist System (LKAS)  
Forward Collision Warning (FCW)  
Collision Mitigation Braking System (CMBS)  
Car to Car  
Reactive Force Pedal

### AUDIO AND NAVIGATION SYSTEM

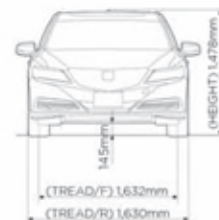
Krell® 450-watt, 14-speaker Premium Audio  
Zylon Mid Bass Driver (x6)  
1" Magnesium Dome Tweeter (x6)  
Kevlar Center Speaker (x1)  
8" Carbon Fiber Subwoofer (x1)  
Krell® Audio Amplifier  
Touch Screen Audio with Navigation  
Hard Disk Drive (HDD) Audio  
Bluetooth Connectivity, USB Ports (x2), iPod and iPhone Connectivity, AUX, CD, AM/FM  
Shark Fin Antenna

### SAFETY & SECURITY

Blind Spot Information (BSI)  
Cross Traffic Monitor (CTM)  
Driver and Front Passenger Airbags  
Driver and Front Passenger Side Airbags  
Side Curtain Airbags  
Driver's Knee Airbag  
Front Passenger Knee Bolster  
Automatic Brake Hold  
Vehicle Stability Assist (VSA)  
Hill Start Assist (HSA)  
Anti-Lock Brake System (ABS) with Electronic Brakeforce Distribution (EBD)  
Emergency Stop Signal (ESS)  
Front (x2) and Rear (x4) Parking Sensors  
Multi-View Camera System (4 Wide-Angle Cameras)  
Pop Up Hood (Pedestrian Safety)  
Acoustic Vehicle Alerting System  
Advanced Compatibility Engineering (ACE) Body  
3-pt. ELR Seatbelts (x5)  
Driver and Front Passenger Seatbelt Reminder  
Child Seat Anchor (x2)  
Childproof Door Locks  
Smart Entry with Push Start System  
Ultrasonic Sensor  
Security Alarm and Immobilizer

### SEATING

Seating Capacity: 5 Persons  
Milano Leather Interior  
Climate Controlled Front Seats (Heating and Cooling)  
Driver and Front passenger 12-way power seat including 4-way lumbar  
2-Position Memory (Driver Seat, Steering Wheel, and Door Mirrors)  
Rear Seat (Heated) with 3 pieces headrest and Armrest with Cup Holders  
Seatback Pocket (Driver and Front Passenger)





**HONDA**

[www.hondaphil.com](http://www.hondaphil.com)

Honda Cars Philippines, Inc. reserves the right to change or modify equipment or specifications at any time without prior notice. Details, colors, descriptions, and illustrations are for information purposes only. As specifications or any equipment may vary in some countries, please check with your nearest Honda dealer.

PHILIPPINES - OCTOBER 2015



BLUE SKIES FOR  
OUR CHILDREN