

GMC SAFARI VANS



GMC... A truck you can live with.

GMC HIGH-TECH QUALITY



New for '85 ... the GMC Safari People Mover.



Advanced computerized design



Wind tunnel tests aerodynamics



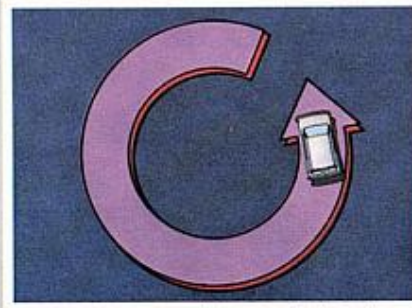
Robots help assure assembly precision



GM Van Plant in Baltimore, Md.



Safari is garageable and goes through a standard car wash.



Easy to maneuver in parking lots and city streets.

TWO NEW-SIZE GMC SAFARI VANS

We're proud to introduce our innovative new-size Safari Vans — they're a little smaller than full-size vans but they are much roomier and more comfortable than a minivan. There are two versions: the aerodynamic Safari People Mover, a superb all-purpose personal or commuter vehicle with standard seating for five (up to 8 available) passengers; and the Safari Cargo Mover, a panel van that doubles as a commercial van or as an ideal-sized van for recreational upfitting. The Cargo Mover offers 1000-, 1350-, and 1700-lb payload ratings.

CONTEMPORARY HIGH-TECH DESIGN CONCEPT

Safari Vans were designed from scratch — we didn't take our full-size vans and just make them

smaller. Designers put their heads together, worked around ideas for the kind of vans you want and need today, and brainstormed an innovative concept in a new-size van. Final plans were drafted by GM designers and engineers using their own impressive skills and the most advanced computerized technology.

GM BALTIMORE, MARYLAND VAN PLANT

To provide the required manufacturing facilities, the 2.5-million-sq-ft Baltimore, Maryland plant has been renovated into one of the most modern of its kind in North America. High-tech equipment, robotic automation, and up-to-date assembly systems were installed. Here, skilled workers trained in

state-of-the-art technology produce quality Safari Vans.

QUALITY-TESTED FOR FIT AND FUNCTION

There's no room for guesswork. From conception to completion Safari is tested and retested ... by humans ... in wind tunnels that evaluate aerodynamic factors ... by computers that measure component fit and probe for imperfections ... by quality control procedures all along the assembly line ... by computer-monitored engine-testing apparatus ... by grueling miles on GM Proving Ground test tracks in the United States and Canada ... and finally by GMC Dealers who make sure everything is clean and functioning just the way it should before your Safari is driven home.

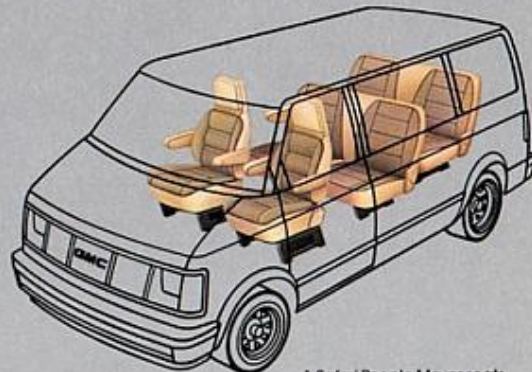
GMC NEW-SIZE SAFARI SEATS UP TO 8* PERSONS

FIRST-CLASS ACCOMMODATION FOR TWO TO EIGHT!

If you're looking for a new-size van that's sleekly beautiful, amazingly roomy, tough, and maneuverable, this is it! People Mover is the passenger version of the sensational new GMC Safari, shown here with eye-catching top level SLE trim. It's a new-size van with standard 5-person seating that can be equipped with available seating packages to carry up to 8 persons and their luggage. Or, with rear seat(s) removed, a healthy amount of cargo can be carried on the 7.4' long flat load floor.

SEATING FOR UP TO 8...AS YOU LIKE IT!

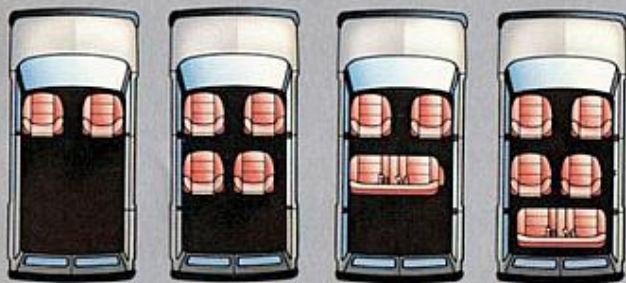
One of Safari's greatest attractions is the versatility of its seating arrangements. Not only are there a large variety of seating plans (see below and right), but there are several bench seat mounting possibilities and uses. Easily removable bench seats may be installed facing forward or rearward or facing each other. Bench seat backs may be folded down to hold bulky packages, or, with available 8-person seating, the second seat back, when folded, may act as a table for third seat passengers.



* Safari People Mover seats up to eight people with available equipment.



Safari People Mover with available SLE top level interior trim



2-person. Standard center bench seat removed. Provides 145.8-cu ft of load space.

4-person. Four available high-back reclining bucket seats with armrests

5-person standard arrangement. Two high-back buckets and center 3-passenger bench seat

7-person. Four available high-back reclining bucket seats, available 3-passenger rear bench seat

8 person. Standard front high-back buckets, center bench plus available rear bench seat. See page 5 upper right for illustration.

GMC SAFARI INNOVATIVE VAN FEATURES CAN BE YOURS

NEW-SIZE SAFARI

Safari People Mover and Cargo Mover are 176.8" long on a 111" wheelbase, and only 75" high so they can be driven into a garage a 6'3" person can walk into. Inside there's a surprising amount of space ... up to 151.1 cu ft on the Cargo Mover.

NEW STUB-FRAME DESIGN

Safari is a front-engine, rear-wheel-drive vehicle. It is of integral body/frame construction with a stub frame that provides a platform for the engine and front suspension. The rear-wheel-drive configuration contributes to Safari's impressive load-carrying and trailering capability. Body welding is 94%-automated using computer-controlled robots for precise body fit and quality.

AERODYNAMICALLY SUPERB

The body of Safari is contoured to knife through the airstream with a minimum of resistance to wind forces. In fact, its drag coefficient of .38 is lower than most comparable-sized trucks. Components which were also designed to contribute to aerodynamic efficiency are: • rearview mirrors • front air dam • hidden drip gutters over all doors • hidden hood hinges • hidden door hinges and flush-mounted door handles • flush-mounting of all glass.

CONTEMPORARY STYLING

Safari presents a sleek, clean appearance. People Mover comes in three trim levels. Gleaming solid color paint in a choice of ten colors is standard. For extra dress-up, two-tone paint schemes and other special trim items are available.

SAFARI'S EXTRA-VALUE FEATURES...

- Inside hood release • Inside fuel filler door release, driver operated, included with SLX and SLE trim; available with standard trim • Fuel-cap holder in filler door • Power-operated rearview mirrors available for ease of adjustment • Wet-arm windshield washer system with water nozzles mounted to wiper arms plus 18" wiper blades effectively clean large glass area • Space-age, high-tech design for instrument cluster • Scissor-type jack stowed inside along with extension, ratchet, and two wheel blocks • Metric steel-belted All Seasons radial-ply tires; fiberglass-belted high-way radial-ply tires available

QUALITY THAT'S OUT OF SIGHT!

To enhance appearance and aerodynamics, provide corrosion protection, and facilitate func-



Safari People Mover with SLE top level interior trim

tion, we've deliberately concealed some features: • No exposed joints on exterior sheet metal surfaces • Hidden front door hinges • Flush-mounted hood hinges • One-piece inner quarter panels protect outer body panels from damage by shifting cargo • Hidden drip gutters at all doors • Flush-mounted door handles; right rear door handle incorporated into license plate pocket • Flush mounting of all glass • Flange-mounted bumpers improve appearance by concealing

attaching parts • Corrosion-resistant steels used on major body panels (except roof) • Hidden storage included with available second bench seat on People Mover • Hidden interior trim panel fasteners • High-tech paint procedures provide a cathodic primer immersion, an anti-chip spray below the lower styling feature line, a high solid enamel base coat and a clear gloss top coat. You can see yourself in Safari!



1 Space age monitoring with high-tech instrumentation; gauges and warning lights identified by international graphics 2 Recessed door handles for good aerodynamics 3 Concealed drip moldings also contribute to good aerodynamics and appearance 4 Coat hooks retract out of the way when not needed 5 Front passenger convenience tray below glove box folds up when not used 6 Cable-operated air valves in cowl permit entry of additional outside air (left-hand only on Cargo Mover); handy parking brake release also shown 7 Safari uplevel SLE or SLX models with available stereo radios have four rear premium

speakers for outstanding sound — two in upper corners, two in doors; wiring for custom installation of rear speakers provided for other models with available stereo radios 8 Available 7- or 8-person seating for People Mover includes storage compartments at each side of rear bench seat; left-hand compartment serves as a cooler with your added ice. Drain in bottom removes moisture 9 Available inside remote release for fuel filler door is handily located in left front door stepwell; standard on Safari uplevel SLE or SLX models (locking cap is available and is dealer-installed) 10 Front compartment roof console has dome lamp,

four reading lamps, and two storage compartments; available for Safari SLE and for other models with optional auxiliary lighting package 11 Quick-release feature, standard on People Mover bench seats, permits easy removal of seats for added cargo space or to install seats in the position you desire 12 Available rear compartment heater affords added comfort on chilly days 13 Compact rear overhead air conditioning system is available to provide extra relief in warm weather; requires front air conditioning which is available separately 14 Eyeglass case in visor is standard

GMC SAFARI SLE PEOPLE MOVER



Safari People Mover with top level SLE trim.

EXTRA COMFORT AND CONVENIENCE

This trim includes underhood insulation to help suppress engine-noise penetration into the van interior. And at tire-changing time you'll appreciate the convenience of a standard winch-operated underbody spare tire carrier.

L4 AND V6 GASOLINE ENGINES

A 2.5 Liter electronically fuel-injected L4 gasoline engine is standard. A high-tech 4.3 Liter Vortec V6 with Electronic Spark Control (ESC) is available and is required for the available 8-person seating.

EXTRA STOWAGE

Available 7- or 8-person seating includes stowage compartments at each side of the rear bench seat that incorporate armrests, beverage holders, and ashtrays. Lifting the hinged armrests affords access to the storage areas. Beverages and snacks can be kept cool in the left hand compartment by adding your ice. A drain hose carries accumulated moisture to the outside of the van. For additional information see page 4.


FOR SHOW AND GO SPECIFY SAFARI SLE

Elegance and class start right up front with a deluxe black grille with argent highlights and bright-trimmed red GMC letters. Body-color front and rear bumpers have color-keyed protective end caps and black protective rub strips; rub strip for rear step-type bumper is integral with the black step pad. Black body side and black wheel opening moldings add a distinctive sporty touch. The black accent theme is further carried out with use of blackout paint on door and body areas between windows.

With available rear bench seat in place Safari provides generous storage space and seating for eight.



Rear bench seat(s) can be removed to reveal 145.8 cubic feet of space just begging to be filled. A flat load floor only 22.3" from ground level makes loading easy. Rear doors open 180°, and a positive door-stop feature is included with SLE trim.



Safari People Mover SLE top level interior with Burgundy custom cloth seat trim and full-length carpet. Shown with available 8-person seating.

PEOPLE MOVER'S ULTIMATE ENVIRONMENT

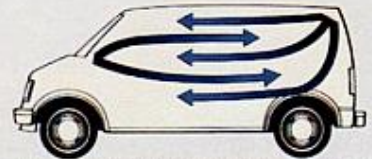
Step inside Safari SLE, settle down in comfortable scientifically contoured seats, and look around at the unusual comforts. For those deep-foam seats you have a choice of custom vinyl or custom cloth upholstery in Teal Blue, Burgundy, Saddle Tan, or Slate Gray.

Underfoot you'll find color-keyed full-length insulated carpeting that extends onto wheelhousings and the lower portion of the engine cover. There are black sill plates and full stepwell mats at all door openings. The interior is completely finished; there is no painted metal except on upper portions of front doors, and all trim panels and garnish moldings are color-keyed and attached with concealed fasteners. Overhead is a full-length headliner of color-keyed cloth over foam and fiberglass insulation.

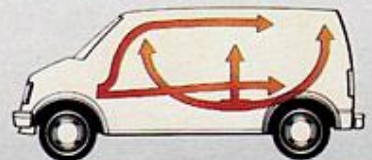
COMFORT AND CONVENIENCE GALORE

At the driver's fingertips are a custom steering wheel and a full complement of gauges. A control in the left-hand stepwell releases the fuel-filler door. Dual cloth-covered sun visors shade your eyes, and the driver's visor has straps for stowing small articles such as sunglasses; a vanity mirror on the right visor is standard; lighted mirror is available. Cab comfort is enhanced by a heater/ventilation/dellogger system with power air vents and side-window delloggers; ventilation system circulates outside air throughout the interior, exiting through a vent in the sliding side door. Available front or rear and rear air conditioning takes the heat off summer travel.

Auxiliary lighting is included in SLE trim. See page 18 for a listing of standard and available equipment.



Available front or front and rear air conditioning



Standard front heater and available rear heater

GMC SAFARI SLX & SL PEOPLE MOVER



Safari People Mover in Deep Red metallic



SAFARI PEOPLE MOVER SLX TRIM

SLX Interior Comfort and Luxury... You'll find it here in color-coordinated surroundings with vinyl trim panels and garnish moldings that leave no exposed metal (except on upper portions of front doors). Overhead is a full-length headliner of color-keyed cloth over foam and fiberglass insulation. The entire floor (including front and rear wheelhousings and lower portion of engine cover) is covered with color-keyed, insulated rubber matting. Extra insulation is added to the cowl, hood, and interior trim panels.

Creative Seating Plans... Standard high-back front bucket seats and rear bench seat have deep-foam cushioning designed to cradle the body, and they're positioned to permit ample legroom, so you can travel all day in comfort. Vinyl upholstery can be ordered in Teal Blue or Saddle Tan. Or you can select available custom vinyl or custom cloth in Teal Blue, Saddle Tan, Burgundy, or Slate Gray. People Mover offers you a wide choice of seating arrangements (see page 4).

STEP UP TO SLX MIDLEVEL TRIM

With this package, the grille sports a black paint treatment and red-filled GMC letters with bright trim, and blackout paint is used on door and body areas between windows. Black plastic door sill plates protect floor covering, and partial stepwell mats are used at all side door openings.

SLX includes such standard features as: body-color bumpers, black-trimmed bright hubcaps, Safari nameplates, wet-arm windshield washers, and other good things you'll find on pages 12, 13 and 18.



Bucket seats tilt for passenger comfort. SLE trim shown.

SAFARI PEOPLE MOVER SL TRIM

People Mover Standard Interior. This surprisingly spacious interior is filled with many amenities. There's a color-keyed cloth-covered foam headliner over the driver area, and embossed black rubber covering on the entire floor area. Front doors are trimmed with molded plastic panels that have storage pockets. All painted areas match the primary body paint, and other trim is coordinated to the seat fabric color.

Seating For Five Persons Is Standard; other arrangements are available (see page 4). Seats are covered in Teal Blue or Saddle Tan vinyl; custom cloth or vinyl trim is available. We've provided front and rear armrests and ashtrays; a coat hook; dual color-keyed sunshades; and two dome lamps with front-door-actuated switches. The engine cover incorporates a storage box with latched door, and another latched door below the box serves as a tray with beverage holder indentations.

Gages, warning lights, switches, and all controls are handily located for the driver in an instrument panel of contemporary style. Energy-absorbing steering column and steering wheel are black.

People Mover Standard Exterior. Bright trim touches include Safari nameplates on front doors, bright GMC letters on right rear door license plate pocket, and bright metal hubcaps. Contemporary black accents are featured all-around: grille, front lamp bezels, windshield moldings, windshield wipers, air intake grille, dual rearview mirrors, door handles, key cylinder covers, rear door license plate pocket, and around windows.

Safari's large glass area through which to view the passing scene includes windshield, front doors, sliding side door and left-hand-side panel opposite door (swing-out type), and rear doors (fixed); left- and right-hand fixed rear quarter glass is available, providing glass all around. All glass is clear, and bonded installation of windshield and other fixed glass enhances aerodynamics.

Other standard features include: high/low-note horns; scissor-type jack with ratchet and two wheel blocks; two-speed electric windshield wiper/washer system with washer nozzles on wiper arms; multifunction switch on steering column; and armrests and ashtrays for rear seat passengers.



Safari People Mover SLE top level interior in Saddle Tan custom cloth seat trim. Shown are available four bucket seats and rear bench seat for a total seating of 7-persons.



Safari People Mover SLE top level interior in Saddle Tan custom cloth seat trim. Shown with available 8-person seating.

GMC SAFARI AVAILABLE ACCESSORIES



Trailer with Safari and every place is home!

SAFARI TRAILERING EQUIPMENT

Two trailering packages are offered for Safari People Mover and Cargo Mover vans:

Z82 Heavy-duty Trailering Special Equipment (4/5000-lb): Includes a weight-distributing platform hitch (less ball); heavy-duty 7-lead trailer wiring harness; heavy-duty flashers; heavy-duty radiator; engine oil and transmission oil coolers. When Z82 is ordered with available front and rear air conditioning, a 94-amp generator also is included. Requirements to obtain Z82 are noted in the adjacent chart. Remember...the 4/5000-lb trailer weight rating includes weight of trailer, cargo, passengers, and equipment.

Z72 Light-duty Trailering Special Equipment (2000-lb): Includes a 5-lead trailer wiring harness; heavy-duty flashers; and Class 1 deadweight trailer hitch. Required equipment for light-duty trailering is shown in the adjacent chart. Trailer weight rating of 2000 lb includes weight of trailer, cargo, passengers, and equipment.

For more facts about trailering with Safari, ask your dealer for a GMC Trailering Guide.

APPEARANCE EQUIPMENT





SLE top level trim SLX midlevel trim Custom vinyl or custom cloth seat trim Color-keyed full-length vinyl floor covering Full-length carpeting Removable color-keyed floor mats (with carpeting) Custom steering wheel Interior lower quarter closeout panels Two-tone paint schemes Decal stripe (included with special two-tone

SAFARI TRAILERING GUIDE

MODELS	SAFARI VANS		
TRAILER CLASSIFICATION	LIGHT	MEDIUM	HEAVY
GROSS TRAILER WEIGHT (LB) UP TO	2000(1)	4000(1)	5000(1)
MAXIMUM TONGUE LOAD	200	500	600
REQUIRED GMC EQUIPMENT			
2.5 Liter I4 engine	LNR(2)	---	---
4.3 Liter V6 engine	NR	L81	L81
4-speed automatic OD transmission	MRD	MRD	MRD
Axle ratio	(3)	3.42	3.73
Heavy-duty Trailering Special Equipment	---	Z82	Z82
Power brakes	Z50	Z50	Z50
Heavy-duty battery	NR	UR1	UR1
Heavy-duty radiator	VR1	---	---
Heavy-duty radiator and transmission oil cooler	NR	(4)	(4)
Engine oil cooler	NR	(4)	(4)
Heavy-duty shock absorbers	NR	FS1	FS1
Front stabilizer bar	NR	FS0	FS0
Power steering	NR	N40	N40
7-wire trailering harness	---	(4)	(4)
Weight-distributing platform hitch (less ball)	---	(4)	(4)
RECOMMENDED GMC EQUIPMENT			
Light-duty Trailering Special Equipment	Z72	---	---
5-wire trailering harness	UR5(5)	---	---
Deadweight trailer hitch	VR2(5)	---	---
27-gallon fuel tank	---	NLS	NLS

NR-Not required.
1-Must be reduced by any cargo, passengers, or equipment carried.
2-Available 4.3L V6 engine may be substituted.
3-4.11 with L4 engine; 3.50/3.42 with V6 engine.
4-Included in Z82 HD Trailering Special Equipment.
5-Included in Z72 LD Trailering Special Equipment.

scheme) Deluxe chromed bumpers with color-keyed end caps and black rub strips Body-color bumpers with color-keyed end caps and black rub strips Deluxe grille Bright wheel trim rings Black wheel opening moldings Black door edge guards Black body side moldings. Illustrated: Bright wheel covers Rally wheels.



COMFORT AND CONVENIENCE EQUIPMENT

Deluxe heater/defogger package Interior roof console Gage package with trip odometer Intermittent windshield wipers Power windows Power door locks Cigarette lighter and ashtray light Rear door positive stop Power steering Vacuum power brakes Automatic 4-speed overdrive transmission 5-speed manual overdrive transmission Inside remote release fuel filler door Tinted or deep-tinted glass. Illustrated: Air conditioning front or front and rear Rear heater Storage compartment under driver's seat or driver and front passenger seats Electronic speed control Operating convenience package (power door/window locks) Black below eyeline rearview mirrors with or without electrical adjustment Comfortilt steering wheel

LIGHTING EQUIPMENT

Lighted vanity mirror Lighting package:

headlamp warning chimes; cigarette lighter; glove-box, ashtray, and convenience tray lamps; door jamb switches on all doors; front and sliding door stepwell lamps; door jamb defeat switch Dome/reading lamps Halogen headlamps

GLASS ARRANGEMENTS

Cargo Mover: Rear doors Rear doors, sliding door All right side and rear doors Sliding door, left-hand-side panel opposite sliding door, and rear doors Glass all around Swing-out glass for rear doors, sliding door, and sliding door plus left-hand panel opposite door

People Mover: Swing-out rear door glass. Illustrated: RH/LH rear quarter glass

SEATING ARRANGEMENTS

Cargo Mover: Two low-back front bucket seats Two high-back front bucket seats

Cargo Mover & People Mover: 4-person seating (two front, two center high-back bucket seats; includes recliner backs and dual armrests on all seats) Seat back recliner and dual armrests for standard or available high-back front bucket seats

People Mover: 7-person seating (four high-back bucket seats, 3-passenger bench seat; buckets include reclining backs and armrests) 8-person seating (two high-back buckets, two 3-passenger bench seats)

RADIO EQUIPMENT

AM radio AM/FM radio AM/FM radio with clock AM/FM electronic-tuned stereo radio with or without clock. Illustrated: AM/FM electronic-tuned stereo radio with cassette, seek and scan feature, and clock (with or without graphic speaker equalizer). With People Mover uplevel

trim, stereo radios include 2 front and 4 rear speakers.

CHASSIS EQUIPMENT

Locking differential rear axle Increased payload capacity with 4/5-passenger seating Cold Climate package Engine block heater Engine oil cooler HD radiator with transmission oil cooler HD radiator (included with air conditioning) 94-amp Delcotron generator HD Delco Freedom II battery HD shock absorbers, front/rear Front stabilizer bar 27-gallon fuel tank LD Trailering package (2000-lb) 4000- or 5000-lb HD Trailering package 5-lead trailer wiring harness. Illustrated: Spare tire carrier with hoist Platform hitch (less ball) included with HD Trailering package

GMC SAFARI CARGO MOVER



Safari Cargo Mover is adaptable to commercial use or RV upfitting.

A HARDWORKING COMMERCIAL VAN

Safari Cargo Mover is GMC's answer to public demand for a small commercial van with quality and value. It's a hardworking, maneuverable new-size van superbly qualified for toting boxes, bales, and bulky loads about town and country. Cargo Mover is a front-engine, rear-drive van of integral body/frame construction. 1000-lb payload rating is standard; 1350-lb or 1700-lb rating is available. Properly equipped, it can tow a 5000-lb trailer (includes trailer, equipment, passengers, and cargo). See page 12 for details.

OR A LIGHTEARTED PLEASURE VAN

Safari is slightly shorter and narrower than a full-size GMC Vandura but has a surprisingly spacious interior for upfitting as an RV or club van. Its 75" height allows Safari to be stored in an average-sized carport or garage. Cargo Mover comes in only one (standard) trim level, but a large selection of exterior paint

schemes, moldings, striping, and other trim is available to dress up and personalize your van (see pages 12, 13, and 18).

VERSATILE INTERIORS

Safari can be all business with its standard low-back driver's seat, insulated headliner in the front compartment area, and insulated black rubber floor covering in the driver's area. This trim also includes Teal Blue or Saddle Tan vinyl seat trim and color-keyed plastic door-trim panels with storage pockets on both front doors. Or you can select a matching low-back passenger seat, or two high-back bucket seats with or without reclining backs and dual armrests with standard vinyl trim or custom cloth or custom vinyl trim in a choice of four colors. Four-person seating also is available which includes four high-back bucket seats with custom cloth or custom vinyl trim plus reclining seat backs and dual armrests on each seat. A large variety of optional equipment is available (see pages 12 and 13).



Low-back driver's seat is standard, matching passenger seat is available.



Available high-back bucket seats with available cloth trim shown. Vinyl trim also is available.



Standard glass arrangement



Available glass for sliding door and side panel opposite door (includes rear door glass)



Available glass all around



Available rear door glass, either fixed or swing-out

33 WAYS TO VIEW THE PASSING SCENE!

Besides standard clear windshield and front door glass, there are 32 glass combinations available for Cargo Mover. Choose from combinations that include clear, tinted, or deep-tinted glass; fixed or swing-out glass; glass in sliding door and rear doors only; glass in sliding door, rear doors, and right rear quarter; other arrangements are shown. Consult your GMC Dealer for details.

EASY-SLIDING SIDE DOOR

The sliding side door is designed to operate smoothly. Rollers riding on tracks cause the door to glide open and close with a minimum of effort. The opening is large: 34.5" wide, and 44.5" high. A step, with tread mat, is a convenient 17.3" above ground level, a feature that facilitates cargo loading through the side door.



Cargo Mover with available racks and partition



Cargo Mover with available racks and ladder rack

AFTERMARKET EQUIPMENT

Your GMC Cargo Mover can be outfitted with many special equipment items available from various aftermarket equipment suppliers to suit your particular vocational needs. For further details on a special equipment currently available, consult your GMC Dealer.

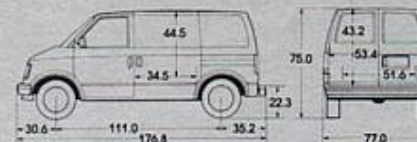
NOTE: Special bodies and equipment are supplied to GMC Dealers by outside suppliers, independently of GMC, which is not responsible for the safety or design features, materials or workmanship of any alteration by any such supplier.



Safari Cargo Mover works well as a maintenance vehicle.

SAFARI VAN DIMENSIONS

The Safari People Mover and Cargo Mover exterior encloses an impressive amount of room for passengers or cargo. Even though the outside height is only 75", the front passenger headroom is 39.2". With no rear seats, there is 151.1 cubic feet of cargo space in the Cargo Mover (145.8 cu ft in People Mover). Cargo length from the back of the front seats to rear doors is 7.4 feet at the floor. Front door steps are 15.8" above ground level, and rear load floor 22.3" above ground level at rear doors. Refer to the chart below for further information.




Dimensions (in inches) shown are with standard equipment and the vehicle is unloaded.

DIMENSION/WEIGHT		PEOPLE MOVER	CARGO MOVER
Curb weight (lb)*		3487	3074
Front, front and rear (in)		65.1	65.1
Interior headroom (in)	Front seat(s)	39.2	39.2
	Center seat(s)	37.9	37.9
	Rear seat	37.9	—
Interior legroom (in)	Front seat(s)	41.6	41.6
	Center seat(s)	33.0	33.0
	Rear seat	33.0	—
Cargo length at floor (in)		68.9	68.9
Cargo width at wheelhouse (in)		51.6	51.6
Cargo width at floor (in)		68.0	68.0
Cargo height (in)		48.8	48.5
Cargo volume (cu ft)	Behind front seat(s)	145.8	151.1
	Behind center seat(s)	63.7	63.7
	Behind rear seat	22.1	—

*With standard equipment. Weight may vary as much as plus or minus 50 lb to allow for production build variation.

GMC TOUGH/COMFORTABLE SAFARI



A LOOK AT SAFARI QUALITY BODY BUILD

- Aerodynamically designed to reduce air drag (low drag coefficient of .38)
- Integral body-frame design with front stub frame
- Stretch-formed large outer body panels for good panel integrity
- Inner quarter panels protect outer panels from damage by shifting cargo
- Computer-designed body isolated from suspension by rubber cushions to help reduce vibration and noise
- Bolted-on front fenders are easily replaced
- No exposed sheet metal joints on exterior for good appearance and corrosion resistance
- Front air dam helps protect sheet metal and paint from stone damage and improves vehicle appearance

DOOR DESIGN AND CONSTRUCTION

- One-piece door frames for consistent opening size and good door fit; no joints mean good appearance and sealing
- Welded door hinges for precise location and fit
- Hidden drip gutters over all doors
- Double seals at all doors help prevent leaks and noise and also reduce closing effort
- Easy-sliding side door

RUGGED CHASSIS AND SUSPENSION

- Computer-selected front coil springs
- Composite plastic single-leaf rear springs with variable-rate front cam that adjusts spring length to suit van load
- Standard Pmetric steel-belted All Seasons radial tires
- Standard manual low-drag front disc brakes with wear indicators
- Foot-operated parking brake with equalizer system
- Wear indicators on front lower control arm ball joints

ANTI-CORROSION TECHNIQUES

- Corrosion-resistant steels for major body panels except roof
- Cathodic Immersion applied primer paint on all body and sheet metal parts
- Antichip spray applied below body feature line
- High-solids enamel base coat and clear gloss top coat on all exterior surfaces of body and sheet metal, as well as body interior
- Underbody sprayed with hot melted wax
- Hidden door hinges and flush-mounted hood hinges
- Anti-corrosion coatings on fuel lines and parking brake cable conduit

HIGH-TECH PAINT PROCEDURES

Every Safari body gets an 8-stage zinc-phosphate wash; a cathodic primer immersion that applies primer paint uniformly to all surfaces and crevices, including metal parts later assembled to body; an antichip spray below the lower styling feature line; a high-solids enamel base coat; and finally, a clear gloss top coat.

GM PROTECTION PLAN

An option that offers service protection beyond that provided by GM's new vehicle limited warranty. Available only in the USA and Canada during the 1985 model year. See your dealer for details.

POWER



2.5 Liter L4 Engine

4.3 Liter Vortec (V6) Engine

2.5 LITER L4 GASOLINE ENGINE

The 2.5 Liter gasoline engine, standard for all Safari models, is of in-line 4-cylinder design. Incorporating the latest in engine technology, this engine uses a computer-controlled Electronic Fuel Injection (EFI) system with these features:

- Easy to service
- Performs well in extreme ambient temperatures
- Has automatic altitude compensation. Other features include:
- Low weight; light-weight castings for head, block, and crankshaft; aluminum intake manifold; fabricated stainless steel exhaust manifold
- Low friction; roller hydraulic valve lifters; low-tension oil rings; high-torque, low-engine-speed operation; in-plant friction audits during assembly
- Fast-burn combustion chamber; swirl inlet ports; shrouded inlet valve for increased swirl; and centralized-compound-angle spark plug.

4.3 LITER VORTEC V6 GASOLINE ENGINE IS AVAILABLE

The 4.3 Liter Vortec V6 is available to provide added power for Safari vans (required on Cargo Mover with available 1700-lb payload rating and on People Mover with 7- or 8-person seating). It is a naturally aspirated 90-degree V6 with 4-cycle design offering the advantages of:

- Efficient 4-barrel carburetor
- Swirl-port VORTEC induction system for efficient mixing of fuel and air
- Centralized spark plug combustion chamber for more complete burning of fuel
- Volumetric efficiency of the high 9.3 to 1 compression ratio
- Electronic Spark Control (ESC) system to sense and help control spark knock
- Single-point air injection
- Even firing results in smooth operation, allows a low idle speed
- Microfinished crankshaft and low-tension oil rings for reduced friction.

A WORD ABOUT ENGINES

GMC Trucks are equipped with engines produced at facilities operated by GM car and truck groups, subsidiaries or affiliated companies worldwide.

GMC SAFARI Standard and Available Equipment

SAFARI MODEL		CARGO MOVER		PEOPLE MOVER	
		SL (STD)	SL (STD)	SLX (YCR)	SLX (YCR)
TRIM LEVEL					
EXTERIOR APPEARANCE					
GRILLE/FRONT LAMP BEZELS	Black Grille and Lamp Bezels	S	S	S	—
	Argent-Tinted Black Grille and Lamp Bezels	A	A	A	S
IDENTIFICATION	Front	Bright-Tinted Red GMC Letters on Grille	A	A	A
	Side	Subalt Nameplate on Front Doors	S	S	S
		Red GMC Letters on Wheel Trim	S	S	S
	Rear	Bright-Tinted Black GMC Letters on License Plate Pocket	S	S	S
ORNAMENTATION	Front	Black Wheelshield Moldings	S	S	S
		Black Air Intake Grille	S	S	S
	Side	Black Body Moldings	A	A	A
		Black Wheel Opening Moldings	A	A	A
		Black Quarter Window Moldings	—	S	S
		Black Door Handles and Key Lock Cylinders	S	S	S
		Blackout Paint on Body/Door Areas Between Windows	—	—	S
	Rear	Black License Plate Pocket	S	S	S
		Black Door Handle	S	S	S
		Blackout Paint on Door Areas Between Windows	—	—	S
PAINT	Choice of 10 Solid Paint Colors	S	S	S	S
	Body Striping with Solid Paint Colors	A	A	A	A
	Special Two-Tone Scheme with Body Striping	A	A	A	A
	Sport Two-Tone Scheme	A	A	A	A
WHEELS/WHEEL TRIM	Argent Wheels with Bright Hubcaps	S	S	S	—
	Black Wheels with Bright Hubcaps and Trim Rings	A	A	A	—
	Black Wheels with Bright Wheel Covers	A	A	A	S
	Argent Rally Wheels with Red Stripes and Black Hubs	A	A	A	A
INTERIOR APPEARANCE					
FLOOR COVERING (includes wheelhouses)	Black Rubber	S (1)	—	—	—
	Front Only	A	S	—	—
	Full Length (2)	A	A	S	—
	Color-Keyed Rubber, Full-Length (2)	A	A	S	—
	Color-Keyed Carpeting, Full-Length (2)	—	—	A	S
	Black Rubber Stepwell Mats	Partial, Front Doors	S	S	S
		Full, Front Doors	—	—	S
		Full, Sliding Door	S	S	S
GARISH MOLDINGS (color-keyed)	Partial Coverage	S	S	—	—
	Full Coverage	—	—	S	S
HEADLINER (color-keyed)	Cloth Covered	Front Only	S	S	—
		Full-Length	—	—	S
STEERING WHEEL/COLUMN	Black Conventional Wheel, Black Column (3)	S	S	S	—
	Black Deluxe Wheel, Black Column (3)	A	A	A	S
TRIM PANELS (color-keyed)	Front Doors	Molded Plastic with Armrests and Map Pockets	S	S	—
		Vinyl-Covered with Armrests and Map Pockets	—	—	S
		Vinyl-Covered with Armrests, Map Pockets, Expanded Vinyl Inserts, and Carpet Trim	—	—	S
	Rear Compartment Doors and Sidevents	Vinyl-Covered (on lower sidevents only)	A	A	—
		Vinyl-Covered	—	—	S
		Vinyl-Covered with Cloth Inserts and Carpet Trim	—	—	S
COMFORT/CONVENIENCE/PROTECTION					
BUMPERS	Front and Rear (rear bumper has black step pad)	Painted, Color-Keyed (4)	S	S	S
		Painted, Color-Keyed with Black Rub Strip and Color-Keyed End Caps (4)	A	A	A
		Chromed with Black Rub Strip and Color-Keyed End Caps (4)	A	A	A

S=Standard
 A=Available (consult your GMC Dealer for conditions of availability)
 1-On driver's side only (full-width when available companion seat is specified).
 2-Includes matching trim on lower portion of engine housing cover.
 3-Corrollit wheel available.
 4-Color-keyed to exterior body color (lower body color with available two-tone combinations).
 5-Also part of available auxiliary lighting package.
 6-Part of available auxiliary lighting package.
 7-Also part of available convenience package.
 8-Includes black mast-type antenna and dual front speakers. Stereo

SAFARI MODEL		CARGO MOVER		PEOPLE MOVER	
		SL (STD)	SL (STD)	SLX (YCR)	SLX (YCR)
TRIM LEVEL					
COMFORT/CONVENIENCE/PROTECTION (cont'd)					
COAT HOOKS	Single Black; Conventional	S	S	—	—
	Three Color-Keyed; Retractable	—	—	S	S
FLOOR MATS	Front and Rear, Color-Keyed	—	—	A	A
FRONT SEAT STORAGE	Underseat Compartment with Latch	A	A	A	A
	Left Hand Only	A (6)	A	A	A
	Left and Right Hand	—	—	—	—
FUEL FILLER DOOR	Manually-Operated	S	S	—	—
	Remote-Controlled	A	A	S	S
GUARDS	Black Front Door Edge	A	A	A	A
HEATING/COOLING	Air Conditioning, Front	A	A	A	A
	Air Conditioning, Front and Rear	—	—	A	A
	Cold Climate Package	A	A	A	A
	Flow-Through Power Ventilation	S	S	S	S
	Heater and Defogger, Standard	S	S	—	—
	Heater and Defogger, Deluxe	A	A	S	S
	Rear Heater	A	A	A	A
INSTRUMENT PANEL AND EXTENSION	Color-Keyed; Energy-Absorbing Construction for Instrument Panel	S	S	S	S
	Cigarette Lighter with Ashtray Illumination	A (6)	A (6)	A (6)	S
	Black Storage Compartment with Latch	S	S	S	S
	Black Tip-Out Ashtray	S	S	S	S
	Black Tip-Out Convenience Tray with Latch	S	S	S	S
	Instrument Cluster	A	A	A	S
	Gage Type	S	S	S	—
	Warning Light Type	S	S	S	—
INTERIOR LAMPS AND LAMP SWITCHES	Dome Lamps, Front and Rear	S	S	S	S
	Front Dome/Reading Lamp	A	A	A	A
	Side Door Stepwell Lamps	A (6)	A (6)	A (6)	S
	Storage Compartment and Convenience Tray Lamps	A (6)	A (6)	A (6)	S
	Door-Operated Switches for Dome and Stepwell Lamps	S	S	S	—
	All Doors	A (6)	A (6)	A (6)	S
	Override Control of Door Switches	A (6)	A (6)	A (6)	S
	Headlamp Warning Chimes	A (6)	A (6)	S	S
LOCKS	Power Locks for All Doors	A (7)	A (7)	A (7)	A (7)
	Separate Locks for Side and Rear Cargo Doors	A	—	—	—
MIRRORS	Dual Black Exterior	S	S	S	S
	Deluxe Black Exterior (larger glass area)	A	A	A	A
	Manual Adjustment	A	A	A	A
	Electric Remote Control Adjustment	—	A	A	A
	Illuminated Vanity Mirror on Right Hand Sunshade	—	A	A	A
POWER WINDOWS	For Front Door Windows Only	A (7)	A (7)	A (7)	A (7)
RADIOS	AM; AM/FM or AM/FM Stereo (with or without digital clock); AM/FM Stereo with Cassette Tape, Digital Clock, Seek/Scan Feature (with or without graphic speaker equalizer)	A (8)	A (8)	A (8)	A (8)
REAR DOOR CHECKS	Strap-Type	S	S	—	—
	Mechanical	A	A	S	S
ROOF CONSOLE	Inside at Front Center; Includes Dome Lamp, Four Reading Lamps, and Two Storage Compartments	A	A	A	A
SPARE TIRE CARRIER	Inside on Right Hand Rear Side	S	S	—	—
	Outside Wheel-Type Under Floor	A	A	S	S
SUNSHADES	Color-Keyed Padded Cloth, Left and Right Hand	S (9)	S	S	S
WINDSHIELD WIPER SYSTEM	Electric; Two-Speed	S	S	S	S
	Conventional	A	A	A	A
	Wipers with Washer Nozzles on Wiper Arms	—	—	—	—

OTHER EQUIPMENT (refer to previous pages or next page. Consult your GMC Dealer for details.)
 5-Also part of available auxiliary lighting package.
 6-Part of available auxiliary lighting package.
 7-Also part of available convenience package.
 8-Includes black mast-type antenna and dual front speakers. Stereo
 9-Right hand unit included only with available companion seat.
 radio are electronically-tuned, and also include four rear speakers on SLX/SLX People Mover and wiring for custom installation of rear speakers on Cargo Mover and standard People Mover.

Technical Data

MODEL	CARGO MOVER			PEOPLE MOVER			
	1000	1350	1700	950	950 (std)	1250	1300
PAYLOAD RATING (lb)	up to 4			4	5 (std)	7	8
PASSENGER CAPACITY	(consult your GMC Dealer for available axle ratios)						
ENGINE/TRANSMISSION AVAILABILITY	std	std	—	std	std	—	—
2.5L I44-speed manual	avail	avail	—	avail	avail	—	—
2.5L I44-speed manual overdrive	avail	avail	—	avail	avail	—	—
2.5L I44-speed automatic overdrive	avail	avail	std	avail	avail	std	std
4.3L V64-speed manual	avail	avail	avail	avail	avail	avail	avail
4.3L V64-speed automatic overdrive	avail	avail	avail	avail	avail	avail	avail
FRONT SUSPENSION	independent, coil springs						
Capacity (lb)	2700						
Spring capacity (lb) (1)	1350						
Shock absorber diameter (in)	std: 1.00; avail: 1.25						
Stabilizer bar diameter (in)	Standard	—	—	1.10	—	—	1.25
	Available	1.10	1.10	—	1.25	1.25	—
REAR SUSPENSION	saabersky axle, leaf springs						
Capacity (lb)	2900						
Spring capacity (lb) (1)	1450						
Shock absorber diameter (in)	std: 1.00; avail: 1.25						
SERVICE BRAKES	hydraulic, front disc/rear drum						
Manual	std	—	—	std	std	—	—
Power	avail (2)	std	std	avail (2)	avail (2)	std	std
PARKING BRAKES	cable to rear wheels						
STEERING	variable ratio; recirculating ball gear						
Manual	std	std	—	std	std	—	—
Power	avail	avail	std	avail	avail	std	std
TIRES	all seasons, steel-belted, radial ply						
Standard	P195/75R15	P195/75R15	P205/75R15	P195/75R15	P195/75R15	P205/75R15	P205/75R15
Available	various (consult your GMC Dealer)						
FUEL TANK CAPACITY (gal)	std: 17; avail: 27						
BATTERY CCA	std: 405; avail: 515						
GENERATOR AMPS	std: 55 (4); avail: 94 (5)						

1-At gross, curb
 2-Required with available V6 engine.
 3-1450 lb with available V6 engine.
 4-Available front air conditioning includes 79-amp unit.
 5-Included with available front and rear air conditioning on People Mover.
 NOTE: XXX Increased Cargo Capacity (1250 lb) available on People Mover with 4/5-person seating. See your GMC Dealer for details.

ENGINE SPECIFICATIONS

GASOLINE ENGINE	2.5 LITER (151 CID) I4	4.3 LITER (262 CID) V6
Bore and stroke, in	4.0 x 3.0	4.0 x 3.48
SAE net horsepower @ rpm	92 @ 4400	145 @ 4000
SAE net torque (lb/ft) @ rpm	134 @ 2800	225 @ 2400
Compression ratio	9.0 to 1	9.3 to 1
Fuel delivery	EFI	4-bbl carburetor

EFI = Electronic Fuel Injection



To show our appreciation should you decide to purchase an eligible 1985 GMC Light-Duty truck, your dealer will fill your factory-installed fuel tank at time of delivery, and you will receive a Personalized Identification Card to include with your Owner Package. Applies to retail sales only.

IMPORTANT! A WORD ABOUT THIS CATALOG: We have tried to make this catalog as comprehensive and factual as possible and we hope you find it helpful. However, since the time of printing, some of the information you'll find here may have been updated. Also, some of the equipment shown or described throughout this catalog is available as factory-installed options, as dealer accessories, and as specialized equipment from various independent suppliers at extra cost. Your dealer has details and, before ordering, you should ask him to bring you up to date.

The right is reserved to make changes at any time, without notice, in prices, colors, materials, equipment, specifications, and models. Check with your GMC Dealer for complete information.

A WORD ABOUT ASSEMBLY, COMPONENTS, AND OPTIONAL EQUIPMENT IN THESE GMC PRODUCTS: The GMC Trucks described in this catalog are assembled at facilities operated by General Motors. These vehicles incorporate thousands of different components produced by car and truck groups and various component divisions of GM and by various suppliers to General Motors. From time to time during the manufacturing process, it may be necessary, in order to meet public demand for particular vehicles or equipment, or to meet federally mandated emissions, safety, and fuel economy requirements, or for other reasons, to produce GMC products with different components or differently sourced components than initially scheduled. All such components have been approved for use in GMC products and will provide the quality performance associated with the GMC name.

With respect to extra-cost optional equipment, make certain you specify the type of equipment you desire on your vehicle when ordering it from your dealer. Some options may be unavailable when your truck is built. Your dealer receives advice regarding the current availability of options. You may ask the dealer for this information. GM also requests the dealer to advise you if an option you ordered is unavailable. We suggest that you verify that your truck includes the optional equipment you ordered, or if there are changes, that they are acceptable to you. These vehicles also are available under the Chevrolet nameplate (Chevrolet Astro Cargo Van and Passenger Van).

A WORD ABOUT UPDATED SERVICE INFORMATION: GMC Truck & Coach Operation regularly sends its dealers useful service bulletins about GMC Truck products. GMC Truck & Coach Operation monitors product performance in the field. We then prepare bulletins for servicing our products better. Now you, too, can get these bulletins. Ask your dealer. To get ordering information, call toll free 1-800-551-4123.



Real mover...the all-new Safari People Mover from GMC!

EXTERIOR COLORS



Sable Black (M) Summit White Sterling Silver (M) Gray (M) Teal Blue (M) Caribbean Blue (M) Tan Dark Chestnut (M) Dark Brown (M) Deep Red (M)

NOTE: For more accurate colors, ask your GMC Dealer to show you actual paint color chips or fabric swatches.

GMC
TRUCKS
 GENERAL MOTORS CORPORATION
 TRUCK & BUS GROUP

Let's Get It Together...Buckle Up.

Every new 1985 GMC Light Duty truck delivered by a GMC Truck Dealer in the United States comes with a one-year, \$10,000 seat belt insurance certificate from MIC General Insurance Corporation at no additional charge. \$10,000 will be paid to the estate of any occupant who suffers fatal injuries as a result of an accident involving that vehicle while wearing a GM seat belt. Buckle up every time you drive.

