

GMC

TRUCK

SUBURBAN



GMC

TRUCK

A truck you can live with

GMC Suburban is superbly qualified to make your travel life comfortable and exciting.

For instance there's uncommon interior spaciousness starting with a standard 3-passenger bench seat and 165 cubic feet of rear load space. With available center and rear seats in place, nine passengers can sit at luxurious ease in posh surroundings — and there's still 39 cubic feet of room behind the third seat for gear. Remove the quick-release rear seat, fold the center seat forward, and you create an 8' 4" long floor with a whopping 144-cubic-feet of cargo room.

Talk about power and performance! A C-2500 2-WD Suburban with available 7.4 Liter (454 CID) V8 gasoline engine, 3-speed automatic transmission, and 4.10-to-1 rear axle ratio gives new meaning to the words. With this combination and other proper trailering equipment you can sprint right up that mountain highway trailering a Gross Combination Weight (GCW) of 16,000 lb (includes Suburban, passengers, cargo, and trailer). 1986 gasoline engines incorporate several improvements (see page 4). The Suburban is also available with a 6.2 Liter V8 diesel engine designed especially for trucks.

COMMITMENT QUALITY
PLUS GMC TRUCKS

Commitment Plus is one of the most complete joint sales and service customer satisfaction program available on light-duty trucks today. It offers the following benefits:

- a thorough new-vehicle inspection
- one full tank of fuel
- complimentary 1000-mile inspection
- complimentary 3000-mile maintenance service including oil change and filter at no extra charge.

GMC Truck and GMC Dealerships are truly committed to making GMC Light Duty Trucks easy to live with. Our customers' total satisfaction is indeed our goal!

Applies to retail sales only.

Style and Beauty Three Ways

Sierra Classic. Everything about Suburban's luxury trim reflects beauty, craftsmanship, comfort, and convenience. Outside there are dual headlamps and bright moldings. Inside there is a deluxe instrument panel with needle-gauge instruments, insulated floor carpeting, custom steering wheel, and visor mirror. You have a choice of custom cloth or custom vinyl upholstery for the standard bench seat or available high-back bucket seats with new dual armrests. Interior colors are Blue, Saddle Tan, Burgundy, or Slate Gray, depending upon seat and fabric choice.

High Sierra. Midlevel trim featuring a full-length insulated headliner, color-keyed rubber floor mats, and front and rear dome lamps with door switches. Upholstery is Blue or Saddle Tan standard vinyl or available custom vinyl or custom cloth. Moldings, bright trim, and dual-note horn add distinction to the exterior.

Sierra (Standard). Suburban's standard trim presents a sleekly attractive exterior and a very comfortable interior. Deep-foam front bench seat and available rear seats are covered in your choice of Blue or Saddle standard vinyl. Standard amenities include: color-keyed dual sunshades; door trim panels with integral armrests; cockpit-type instrument cluster; full-length black rubber floor covering; and all-around tinted window glass. (Details of all trim levels on back cover.)



Beginning September, 1985 nearly 200 senior North Americans are planning to travel the backroads of mainland China on an unprecedented international friendship mission driving GMC Truck Suburbans pulling Airstream trailers.



Sierra standard interior comes in Blue or Saddle Tan vinyl.



Panel-type rear doors have fixed, tinted glass; opening is 37" high by 59.6" wide. Power door lock available.




Wagon-type tailgate offers available power drop glass, with or without electric defogger.



Sierra Classic instrument cluster with needle-type gauges for voltmeter, temperature, and oil pressure



Sierra Classic with available seating



Great Wall of China



Sierra Classic Suburban with available equipment

GMC

TRUCK

4-WD POWER

Live It Up With 4-WD!

Stalwart 4-WD GMC Suburbans are powered by husky V8 gasoline or diesel engines. They can be equipped to transport up to 9 passengers and a mountain of gear to your favorite wilderness hideaway or off-road worksite. What's more, a half- or three-quarter-ton properly equipped 4-WD Suburban is ideally suited for trailering. (See trailering information on page 6.)

Versatile 4-WD Systems

The standard 4-WD system features dependable manual-locking front hubs that freewheel in 2-WD for smooth, economical highway cruising but can be locked into 4-WD in a jiffy to traverse low-traction terrain or engage in such rugged work as

snowplowing. Or, you may want to ask your GMC Dealer about available automatic hub locks which permit no-stop shifting into 4-WD at speeds up to 25 MPH.

Heavy-Duty Equipment Available for 4-WD

Suburban is equipped with standard power brakes, power steering, and front stabilizer bar for easy handling wherever you travel. For tackling really rugged work you may wish to add available heavy-duty front spring package; or heavy-duty front quad shock absorbers; locking differential rear axle; and stone shields for the fuel tank and transfer case. (Also see standard and available equipment pages 6 through back cover.)

QUALITY-CRAFTED SUBURBAN

Traditional Standard Value Features: • With heater fan on, power ventilation system circulates air through the interior, forcing stale air out through door vents • Double-wall construction is used in hood, cowl, front fenders, rear side panels, side and rear doors, or tailgate • Girder-beam suspension on 2-WD models permits front wheels to take bumps independently for a smooth ride. Two-stage multileaf rear springs provide a soft ride under light load and firmer support as load increases • Salisbury-type rear axle with a wide range of ratios; locking differential is available with certain ratios • Steel-belted, radial-ply tires give good service, and All Seasons tires on C/K-1500 models eliminate the need for

snow tires in most localities • Delco Freedom II batteries never need water fill, just routine checking of built-in charge indicator.

Suburban vs Corrosion

GMC anti-corrosion treatments use rust-resistant steels for many parts of the body and sheet metal. In addition, special Elpo-Dip priming coats the entire body. To ward off contaminants, aluminum wax preservative and special sealers are used in critical areas. A special sprayed-on anti-chip coating on lower body areas precedes the finish paint coat of baked-on lustrous acrylic enamel.



Sierra Classic 4-WD Suburban with exterior decor package and other available equipment

POWERFUL V8 ENGINES

High-compression 5.0, 5.7, and 7.4 Liter V8 gasoline engines give Suburbans big tote-and-tow ability and deliver smooth, exhilarating performance. A C-2500 Suburban with available 7.4 Liter V8 and other equipment walks away from the competition in on/off-road performance and trailering capacity. (See chart on page 7 for drivetrain availability.)

*86 Gasoline Engine Improvements

New generator drive belts have a wider area of contact which results in increased drive friction. The 5.0 Liter and 5.7 Liter gasoline engines also have new molded rubber oil pan gaskets and new crankshaft seals. A new electric auxiliary booster fan provides optimum cooling for the 7.4 Liter engine when used with available air conditioning.

6.2 Liter V8 Diesel Engine

Designed specifically for trucks, the 6.2L gives excellent service for GMC Suburbans. Diesel models have standard power steering, power brakes, heavy-duty electrical and cooling systems, and other rugged components for toughness.


A WORD ABOUT ENGINES

Some GMC Light Duty Trucks are equipped with engines produced by other GM divisions, subsidiaries, or affiliated companies worldwide. See your dealer for details.

ENGINE TECHNICAL DATA

EMISSION CLASS	LIGHT-DUTY (GVWR UNDER 8500 LB)			HEAVY-DUTY (GVWR 8500 LB AND OVER)		
	5.0 V8 with ESC	5.7 V8	6.2 V8 Diesel	5.7 V8	7.4 V8	6.2 V8 Diesel
ENGINE ORDERING CODE	LE9 (1) (2)	LS8	LH6 (1)	L79	LE8	LL4
BORE & STROKE, INCHES	3.74 x 3.48	4.0 x 3.48	3.98 x 3.82	4.0 x 3.48	4.25 x 4.0	3.98 x 3.82
COMPRESSION RATIO	9.2:1	8.2:1	21.3:1	8.3:1	7.9:1	21.3:1
SAE NET HORSEPOWER @ RPM	166 @ 4400	165 @ 3800	130 @ 3600	195 @ 4000 (3)	249 @ 3900 (4)	148 @ 3500
SAE NET TORQUE LB-FT @ RPM	235 @ 2000	275 @ 1600	240 @ 2000	285 @ 2400 (3)	375 @ 3200 (4)	246 @ 2000

ESC = Electronic Spark Control
 1 - Engine not available in California
 2 - Produced by GM, Chevrolet Pontiac Canada Group
 3 - Net HP 155 @ 4000, net torque 240 @ 2800 in California
 4 - Net HP 230 @ 3800, net torque 360 @ 2800 in California



Cutaway of Sierra Classic 2-WD Suburban

GMC

TRUCK

AVAILABLE ACCESSORIES



C-2500 Suburban with 7.4 Liter V8 gas engine is in a trailering class by itself! (See below)

Add To Your Pleasure With Options

There are many options to make travel in your new Suburban even more enjoyable. If you go long miles with many people, front and rear air conditioning and a rear heater could be necessities. Comfortilt steering wheel and automatic speed control ease driver effort. Excellent GM-Delco audio equipment adds a cheerful note for everyone.

Check out the accessories pictured here and those listed in the chart on the back cover for more comfort and convenience items. Also ask about dealer-installed accessories.

GM Protection Plan

An option that offers service protection beyond that provided by GM's New Truck and Chassis Limited Warranty. Available only in the USA and Canada during the 1986 model year. See your dealer for details.

TRAILERING WITH GMC SUBURBAN

Suburbans are noted for their ability to pull trailers. A properly equipped C-2500 Suburban can move up to 16,000 lb Gross Combination Weight (GCW) — that includes everything going down the road (vehicle, passengers, cargo, and trailer).

GMC Trailering Special package includes: a 9500-lb-capacity weight-distributing platform hitch with a maximum 1000-lb tongue load; 7-wire trailer wiring harness; an engine-oil cooler (gasoline models); transmission-oil cooler; power steering where not already standard; heavy-duty front and rear shock absorbers for gasoline-engine C-1500 models; and a heavy-duty 66-amp Delcotron generator for gasoline-engine models — almost all of the equipment you need for proper towing. Charted below are some of the powertrain requirements for the Trailering Special package, as well as the GCW rating obtained with this equipment.



Comfortilt steering wheel



Front air conditioning



Quartz electric clock



Power door locks and/or power windows



Delco radios: AM, AM/FM, AM/FM stereo, AM/FM stereo with cassette tape player



Rear air conditioning (requires front air conditioning)



Platform trailer hitch (requires Trailering Special Equipment)



Roof marker lamps

TRAILERING SELECTOR GUIDE BY GCWR

MODEL SERIES	C-1500 K-1500		C-1500 K-1500		C-2500 K-2500		C-2500 K-2500		C-2500 K-2500		C-2500	
GCWR (1)	10,500	12,000	10,000	11,000	12,000	13,000	14,000	11,000	12,000	13,500	12,500	14,500
AXLE RATIO	3.42	3.73(2)	3.42	3.73	3.73	4.10	4.56(4)	3.73	4.10	4.56(4)	3.21	3.73
ENGINE	L59 5.7 Liter V8 Gasoline		L96 6.2 Liter V8 Diesel(3)		L19 5.7 Liter V8 Gasoline		L14 6.2 Liter V8 Diesel		L14 6.2 Liter V8 Diesel		L68 7.4 Liter V8 Gasoline	
TRANSMISSION	Automatic		Automatic		Automatic		Automatic		Automatic		Automatic	

1 - Gross Combination Weight Rating with selected engine and rear axle ratios. Refer to the 1986 GMC Trailering Guide for further information.

2 - Except Series C-1500 in California

3 - Not available in California

4 - Series C-2500 only



Styled wheels



Aluminum wheels

PAINT SCHEMES



Standard Solid Paint Scheme



Available Special Two-Tone



Available Exterior Decor Package

Standard Paint

Suburban offers a choice of 10 solid colors. Black or bright body side moldings are available with standard paint scheme.

Available Special Two-Tone For Added Distinction

Includes two-tone paint and bright-trimmed black lower body side and rear moldings (Sierra models) plus bright wheel opening moldings and bright side marker and tail-light trim (Sierra, High Sierra models). Second color is applied below body side and rear moldings.

Available Exterior Decor Package

This attractive option includes the moldings and bright trim described above, upper body side and rear decal stripes coordinated to your choice of 23 two-tone paint combinations, and stand-up hood ornament for gas-engine models.

TECHNICAL INFORMATION

MODEL TYPE	DRIVE TYPE	GASOLINE ENGINE				DIESEL ENGINE			
		2-wheel		4-wheel		2-wheel		4-wheel	
SERIES		C-1500	C-2500	K-1500	K-2500	C-1500	C-2500	K-1500	K-2500
GROSS VEHICLE WEIGHT RATING (lb)	Standard Available	6100 (1)	8500	6100 (1)	8500	7000	8500	7000 (1)	8500
ENGINE/TRANSMISSION AVAILABILITY									
5.0L V8/4-speed automatic overdrive		std (2)	—	—	—	—	—	—	—
5.7L V8/4-speed manual		—	std	std (3)	std	—	—	—	—
5.7L V8/3-speed automatic		—	aval	—	aval	—	—	—	—
5.7L V8/4-speed automatic overdrive		aval	—	aval	—	—	—	—	—
7.4L V8/3-speed automatic		—	aval	—	—	—	—	—	—
6.2L V8/3-speed automatic		—	—	—	—	std	—	—	std
6.2L V8/4-speed automatic overdrive		—	—	—	—	std (3)	—	std (3)	—
FRONT SUSPENSION									
independent, coil springs (2-WD); Salisbury axle, leaf springs (4-WD)									
Capacity (lb)		3250	3500	3500	3800	3400	3500	3500	3800
Spring capacity (lb) (4)	Standard Available	1625 —	1900 —	1850 2250	1850 2250	1700 —	1900 —	1850 2250	1850 2250
Shock absorber diameter (mm)	Standard Available	25 32	32 —	25 32 (5)	32 (5)	25 32	32 —	25 32 (5)	32 (5)
Stabilizer bar diameter (in)	Standard Available	— 1.38	1.06 1.25	1.25 —	1.25 —	1.06 —	1.06 1.25	1.25 —	1.25 —
REAR SUSPENSION									
Salisbury axle, leaf springs									
Axle capacity (lb)		4000	6000	4000	6000	4000	6000	4000	6000
Spring capacity (lb) (4)		2000	3000	2000	3000	2000	3000	2000	3000
Shock absorber diameter (mm)	Standard Available	25 32	32 —	25 32 (5)	32 (5)	25 32	32 —	25 32 (5)	32 (5)
BRAKES									
hydraulic, front disc/rear drum									
Power booster		vacuum	—	vacuum	—	hydraulic	—	hydraulic	—
Parking		—	—	—	—	—	—	—	—
cable to rear wheels									
STEERING									
		manual (power available)		power		power		power	
TIRES (All Seasons type on GK-1500 models)									
radial ply									
Standard		P235/75R15	L1235/85R160/E	P215/75R15	L1235/85R160/E	P235/75R15Std	L1235/85R160/E	P235/75R15	L1235/85R160/E
Available		various (consult your GMC Dealer)							
FUEL TANK CAPACITY (gal)									
Standard		25	25	25	25	27	27	27	27
Available		31.40	31.40	31.40	31.40	32.41	32.41	32.41	32.41
BATTERY CCA									
495 std, 540 avail									
dual 540									
dual 540									
GENERATOR AMPS									
37 std, 65 avail (6)									
65 (6)									
66 (6)									

CCA - Cold Cranking Amps

- 1 - Not available with optional second rear seat.
- 2 - Requires optional second rear seat.
- 3 - Not available in California.

4 - All ground, each

5 - Front Quad Shocks available (four 25 mm front, two 32 mm rear)

6 - 94-amp generator required with 7.4L engine and when optional rear heater and rear window defogger are used in combination on tailgate-type models

IMPORTANT! A WORD ABOUT THIS CATALOG

We have tried to make this catalog as comprehensive and factual as possible and we hope you find it helpful. However, since the time of printing, some of the information you'll find here may have been updated. Also, some of the equipment shown or described throughout this catalog is available as factory-installed options, as dealer accessories, and as specialized equipment from various independent suppliers at extra cost. Your dealer has details and, before ordering, you should ask him to bring you up to date.

The right is reserved to make changes at any time, without notice, in prices, colors, materials, equipment, specifications, and models. Check with your GMC Dealer for complete information.

A WORD ABOUT ASSEMBLY, COMPONENTS, AND OPTIONAL EQUIPMENT IN THESE GMC PRODUCTS:

The GMC Trucks described in this brochure are assembled at facilities of General Motors Corporation operated by General Motors. These vehicles incorporate thousands of different components produced by car and truck groups and various component divisions of GM and by various suppliers worldwide to General Motors. From time to time during the manufacturing process, it may be necessary, in order to meet public demand for particular vehicles or equipment, or to meet federally mandated emissions, safety, and fuel

economy requirements, or for other reasons, to produce GMC products with different components or differently sourced components than initially scheduled. All such components have been approved for use in GMC products and will provide the quality performance associated with the GMC name.

With respect to extra-cost optional equipment, make certain you specify the type of equipment you desire on your vehicle when ordering it from your dealer. Some options may be unavailable when your truck is built. Your dealer receives advice regarding the current availability of options. You may ask the dealer for this information. GM also requests the dealer to advise you if an option you ordered is unavailable. We suggest that you verify that your truck includes the optional equipment you ordered, or if there are changes, that they are acceptable to you.

These vehicles also are available under the Chevrolet nameplate Series C10, C20, K10, K20 Suburban.

A WORD ABOUT UPDATED SERVICE INFORMATION

GMC Truck & Bus Operation regularly sends its dealers useful service bulletins about GMC Truck products. GMC Truck & Bus Operation monitors product performance in the field. We then prepare bulletins for servicing our products better. Now you can get these bulletins, too. Ask your dealer. To get ordering information, call toll free 1-800-551-4123.

GMC SUBURBAN STANDARD AND AVAILABLE EQUIPMENT

TRIM LEVEL		SIERRA (STD)	HIGH SIERRA (Z62)	SIERRA CLASSIC (YES)
EXTERIOR APPEARANCE				
GRILLE/HEADLAMP BEZELS	Light/Dark Argent Painted Molded Plastic; Bezels for Single Rectangular Headlamps	S	S	—
	Light/Dark Argent Painted Molded Plastic; Bezels for Dual Headlamps	A(1)	A(1)	S
IDENTIFICATION	Front Fender	Specific Nameplate with Series Designation	S	S
		"6.2 Liter Diesel" Nameplate	S	S
	Grille	Integral GMC Letters	S	—
		Bright Applied GMC Letters	A(1)	S
	Hood	Bright Ornament with "6.2 Liter Diesel" Lettering (6)	S	S
		Bright Ornament w/GMC Lettering (7)	A(2)	A(2)
Rear Doors/Tailgate	Bright "Suburban" Nameplate with GMC Letters	S	S	
	"Diesel 6.2L" Nameplate (6)	S	S	
ORNAMENTATION	Body Side/Rear Moldings	Black Plastic with Bright Trim	A	S
		Bright Plastic with Black Trim	A(3)	A(3)
		Custom Black Plastic with Bright Trim	A(3)(4)	A(3)(4)
		Deluxe Bright Plastic with Black Trim	A(3)(4)	A(3)(4)
		Bright Drip Moldings Over Side Doors, Rear Doors or Tailgate	S	S
		Bright Grille and Headlamp Bezel Outline Moldings	S	S
		Bright Front Side Marker and Tailamp Trim	—	S
		Bright Windshield and Side Rear Quarter Window Trim	—	S
		Bright Metal Hubcaps	S	S
		Bright Metal Wheel Covers (CK-1500 only)	A	A
	Cast Aluminum Wheels (CK-1500 only)	A	A	
	Silver Painted Rally Wheels (CK-1500 only)	A	A	
	Special Bright Metal Wheel Covers (CK-2500 only)	A	A	
	White Painted Conventional Wheels (includes spare on CK-1500)	S	S	
	White Painted Styled Wheels (K-1500 only)	A	A	
INTERIOR APPEARANCE				
FLOOR COVERING	Color-Keyed Carpeting; Full-Length Including Rear Wheelhouses	—	—	S
	Color-Keyed Rubber in Front Seat Area; Embossed Black Rubber for Center and Rear Seat Areas (Color-Keyed Rubber Substituted with Optional Center Seat)	—	S	—
	Embossed Black Rubber Throughout	S	—	—
GARNISH MOLDINGS/TRIM PANELS	Cowl Sides	Full Color-Keyed Plastic (6)	—	S
		Partial Color-Keyed Plastic (7)	S	S
	Pillars	Color-Keyed Plastic on Windshield and Center Door Pillars	—	S
		Color-Keyed Plastic on Rear Lock Pillars	—	S
	Rear Doors	Color-Keyed Vinyl Covered Hardboard Trim Panels with Carpet Trim on Lower Doors; Color-Keyed Plastic Garnish Moldings on Upper Doors	—	S
	Rear Quarter Areas	Body Color Painted Steel Lower Panels	S	S
	Color-Keyed Vinyl Covered Plastic Trim Panels with Carpet Trim on Lower Areas; Color-Keyed Plastic Garnish Moldings in Upper Areas	—	S	
Side Doors	Color-Keyed Embossed Plastic Trim Panels with Integral Armrests Plus Ashtrays in Rear Doors	S	S	—
	Color-Keyed Embossed Plastic Trim Panels with Integral Armrests, Upper Insert with Pewter Tone Brushed Metal Finish, Cloth Insert in Armrest Area, Lower Carpeted Area with Bright Trim, Front Door Closing Assist Straps and Map Pockets, and Ashtrays in Rear Doors	—	—	S
	Tailgate	Color-Keyed Plastic Trim Panel with Carpet Trim	—	S
HEADLINER & MOLDINGS	Full-Length Color-Keyed Perforated Cloth on Molded Fiberglass with Matching Plastic Retainer Moldings (8)	—	—	S
	Full-Length Color-Keyed Perforated Molded Plastic with Fiberglass Backing and Matching Retainer Moldings (7)	A	S	—
INSTRUMENT PANEL TRIM	Instrument Cluster Bezel	Black Crackle Finish and Bright Trim	S	—
		Pewter Tone Brushed Metal Finish and Bright Trim	—	S

TRIM LEVEL		SIERRA (STD)	HIGH SIERRA (Z62)	SIERRA CLASSIC (YES)
INTERIOR APPEARANCE (cont'd)				
INSTRUMENT PANEL TRIM (cont'd)	Instrument Panel Pad Applique	Black Crackle Finish with Specific Nameplate	S	S
		Pewter Tone Brushed Metal Finish with Specific Nameplate	—	S
STEERING WHEEL TRIM	Black Horn Button with Red GMC Lettering	S	S	—
	Black Horn Button with Red GMC Lettering and Bright Trim	—	—	S
COMFORT/CONVENIENCE/PROTECTION				
BUMPERS	Chromed Front and Rear	S	S	S
	Deluxe Chromed Front and Rear (includes black rubber rub strips)	A	A	A
FLOOR MATS	Color-Keyed Rubber; Front or Front and Center Rear	—	—	A
GLASS	Deep-Tinted Glass for Side Rear Doors and Side Rear Quarter Windows	A	A	A
	Deep-Tinted Glass for Side Rear Doors, Side Rear Quarter Windows, and Rear Doors/Tailgate	A	A	A
	Electric Tailgate Window (for ES5 models)	A	A	A
	Tinted Glass All-Around	S	S	S
GUARDS	Bright Door Edge	A	A	A
	Chromed Front Bumper (not available with Deluxe Front Bumper)	A	A	A
HEATING/COOLING/DEFOGGING	Air Conditioning, Front or Front and Rear	A	A	A
	Cold Climate Package (7)	A	A	A
	Electric Rear Window Defogger (ES6 models)	A	A	A
	Flow-Through Power Ventilation	S	S	S
	Heater/Defogger, Heavy-Duty Outside Air Type (8)	A	A	A
HORN	Single Electric (Low Note)	S	S	S
	Additional Electric (High Note)	—	S	S
INSTRUMENT CLUSTER	Gage-Type	A	A	S
	Quartz-Type Electric Clock (requires gage-type cluster)	A	A	A
	Warning-Light Type	S	S	—
INSTRUMENT PANEL	Central Tip-Out Ashtray	S	S	S
	Cigarette Lighter with Ashtray Illumination	A	S	S
	Color-Keyed Energy-Absorbing Pad	S	S	S
	Right-Hand Storage Compartment with Latch	S	S	S
INTERIOR LAMPS	Domes: Front and Rear with Door- or Tailgate-Operated Switches (8)	A(5)	S	S
	Map (under instrument panel at center)	S	S	S
MIRRORS	Dual Bright Exterior, Conventional Type	S	S	S
	Dual Painted or Stainless Steel Exterior, Below Eyeline Type	A	A	A
	Dual Stainless Steel Exterior, Camper Type	A	A	A
	Interior Rear View, Prismatic Type	S	S	S
POWER DOOR LOCKS/WINDOWS	Interior Right-Hand Visor	—	—	S
	Available Separately or Together in Operating Convenience Package (rear door locks available separately)	A	A	A
RADIOS/ANTENNAS	AM, AM/FM, AM/FM Stereo, and AM/FM Stereo with Cassette Tape (regular and full-feature)	A	A	A
	Windshield Antenna (included with optional radios)	A	A	A
SEATS/SEAT BELTS	Full-Foam 3-Passenger Front Bench with Outboard Retractable Lap/Shoulder Belts and Manual Center Lap Belt	S	S	S
	Full-Foam 3-Passenger Folding Center Bench Divided into Two Sections with Outboard Retractable Lap Belts and Manual Center Lap Belt (includes carpet trim on rear face of seat backs)	A	A	A
	Full-Foam 3-Passenger Quick-Disconnect Removable Rear Bench with Armrests and Three Manual Lap Belts (includes ashtrays in armrests)	A	A	A
STEERING WHEEL/COLUMN	Full-Foam Driver and Passenger Buckets with Reclining Backrests and Inboard Folding Armrests (includes standard retractable lap/shoulder belts)	—	—	A
	Black Energy-Absorbing Column with Anti-Thrust Locking	S	S	S
SUNSHADES	Two-Spoke Soft Back Plastic Wheel, Comfort Type	A	A	A
	Two-Spoke Soft Back Plastic Wheel, Conventional Type	S	S	S
WINDSHIELD WIPERS/WASHERS	Color-Keyed Padded LNRH	S	S	S
	Electric; Two-Speed Wipers; Wet Arm Type Washers	S	S	S
OTHER EQUIPMENT (See your GMC Dealer for details.)	Electric; Two-Speed Wipers with Intermittent Wipe Feature; Wet Arm Type Washers	A	A	A

EXTERIOR PAINT COLORS


S - Standard A - Available
 1 - Part of optional Deluxe Front Appearance package
 2 - Part of optional Exterior Decor package

3 - Includes bright side marker and tail lamp trim
 4 - Includes bright wheel opening moldings
 5 - Part of optional Interior Headliner

6 - Diesel models only
 7 - Gasoline models only
 8 - Standard on all diesel models



NOTE: Due to printing irregularities, colors shown may vary from actual tones. Ask your dealer to show you accurate paint chips and fabric swatches. (M)-Metallic.



Let's Get It Together... Buckle Up
 Every new 1986 GMC Light Duty Truck delivered by a GMC Truck Dealer in the United States comes with a one-year, \$10,000 safety belt insurance certificate from MIC General Insurance Corporation at no additional charge. \$10,000 will be paid to the estate of any occupant who suffers fatal injuries as a result of an accident involving that vehicle while wearing a GM safety belt. Buckle up every time you drive.



GMAC

At your GMC Truck Dealer, financing or leasing your new GMC Truck is as easy as saying GMAC...the financial services people from General Motors.



7377-86 USA
 Litho in USA