

Bentley Motors Limited,  
Pym's Lane, Crewe,  
Cheshire, CW1 3PL, England  
[www.bentleymotors.com](http://www.bentleymotors.com)



**BENTLEY**

**CONTINENTAL GT AND  
CONTINENTAL GT CONVERTIBLE W12**







# Contents.

INTRODUCTION	9
CONTINENTAL GT	14
CONTINENTAL GT CONVERTIBLE	20
PERFORMANCE	28
INTERIOR	44
INDIVIDUALITY	66
MULLINER	90
DESIGNERS' CHOICE	94
ACCESSORIES	110
THE BENTLEY COLLECTION	112
OWNERSHIP	114
SPECIFICATION AND OPTIONS	116

*Exhilaration refined. And redefined.*



*From W.O. to W12.*



The story of Bentley begins with an engine. But not a car engine. The Sopwith Camel's BR1 rotary-radial engine, considered the finest fighter aircraft engine of World War I, was designed by a young engineer called W.O. Bentley. Its success provided W.O. with the funds to found a car company in 1919. Two years later he unveiled the Bentley 3-Litre, powered by an advanced overhead camshaft engine with two spark plugs and four valves per cylinder. Within the decade, Bentley had become the dominant force in endurance racing, with five Le Mans victories and countless other victories to its name.

W.O. did not live to see the 12-cylinder 6-litre Continental engine, with its compact 'W' cylinder formation and twin-turbochargers, but he would certainly have been fascinated by it. With its maximum power of 575PS it is capable of astonishing performance, yet it is also impeccably refined. And the bodywork that clothes it, whether coupé or convertible, expresses the very same balance of power and elegance, exhilaration and endurance. Bentley's engineering technology advances with each passing year, yet the spirit that drives the company remains the same. And every model that carries the Bentley name is driven by that spirit.

*Two doors. Unlimited pleasure.*






*The cutting edge. Sharpened.*

How do you reinvent an iconic design? Through constant refinement. The Continental GT features the pairing of a large inner headlamp with an outer driving lamp that has been a characteristic Bentley feature for decades. Yet the use of advanced superforming technology has given Bentley's designers the freedom to set them in a smooth, uninterrupted sweep of metal. Jewel-like LED lights surround each central projector beam, while at the rear, the double-ellipse of the rear lamp now has the subtlest of bezels to frame it. As a result, the eye is drawn to them, taking in the chiselled smoothness of the bodywork and its hewn-from-solid cohesion. Less can be more.

Other design cues are equally distinctive. A bright chrome mesh grille and air intakes pay homage to the Le Mans-winning Bentleys of the 1920s with their protective stoneguards. The sensual powerline that runs the length of the car, shaping around the rear wheel arch like the haunch of a powerful animal, expresses the Bentley DNA in 3D form. As a final touch, a discreet 'W12' badge on the front fender reminds onlookers of the power beneath the bonnet. Together these elements create the Continental GT: the essence of Bentley grand touring, defined anew.








*Power and refinement in perfect balance.*



*The freedom of the open road.*



The Continental GT Convertible is a Bentley of many facets. At the press of a button the roof neatly stows away, transforming it in an instant from coupé to open tourer. And at the press of a throttle it converts from relaxed, refined cruiser to serious high-performance sports car. Its W12 engine develops 575PS and 700Nm of torque, sending the power to all four wheels in a rear-biased 60:40 split via a new 8-speed transmission. 0-60 mph takes just 4.4 seconds, hurtling the

Bentley forward with a relentless tidal wave of power. At the wheel, surrounded by Bentley's incomparable craftsmanship in wood, leather and metal, you will be stirred but not shaken. Refinement, combined with exceptional performance, is the mark of every Bentley grand tourer, and the Continental GT Convertible extends that tradition. As such, it doesn't simply give you the freedom of the open road; it also gives the freedom to decide how to travel down it.



*Spread your wings.*










## Shaped by air. Driven like the wind.

Both the Continental GT and the Continental GT Convertible are capable of almost 200 miles an hour. Put that to the proof on a test track and you'll find that both models remain exceptionally stable as you approach maximum velocity. Such impressive performance is due not just to the massive power of the twin-turbocharged W12 engine, but also to the aerodynamic design, each model slicing through the air with minimal drag. Those muscular curves are more than simply beautiful; they also persuade the air to caress

the car as it passes through, like the waves around the prow of a racing yacht. Fittingly, the clean, crisp body creases that define both models are themselves shaped by air. In a process known as superforming, 5083 grade aluminium sheet is heated to 500°C and then formed around a buck by air pressure alone, giving Bentley the ability to create a complex shape with tight radii in one single panel. Little wonder that the 2-door Continental models cut through the air with such ease: they were born to do so.









## Concentration of power.

The 6-litre, twin-turbocharged 12-cylinder engine that powers the Continental GT and GT Convertible caused a sensation when first revealed in 2003. No contemporary high performance engine could match its combination of power, refinement and compact dimensions, and Bentley's engineering team has continued to refine and improve it with each successive generation. As a result, the W12 engine that powers today's Continental GT is even more powerful, refined, responsive and economical than its predecessors.

The 575PS engine produces 700Nm of torque, giving that glorious surge of power at any engine speed that is a hallmark of Bentley performance. In its latest guise, Bentley's engineers have refined the twin-turbochargers for improved responsiveness at low engine speeds. Together with the latest ME17 engine management system and the beneficial effects of the new 8-speed close-ratio transmission, the result is a 12 per cent reduction in fuel consumption and CO<sub>2</sub> emission and faster acceleration, compared with the

preceding W12 model. In the Continental GT, 0-60mph takes just 4.3 seconds and 100 miles an hour can be reached in 9.8 seconds from standstill. The figures for the Continental GT Convertible are equally impressive: 0-60mph in 4.4 seconds and 0-100mph in 10.3 seconds. Yet, as ever, it's not just what the Bentley does; it's the way that it does it. Devastating speed, delivered with silken smoothness: a balance of attributes from the most beautifully balanced of engines.





*Eight close-ratio gears. And four driven wheels.*



Of the many qualities that distinguish Bentley Continental W12 models from other grand tourers, year-round usability is the one that owners value most. 700Nm of torque is a lot of power, but the driver of a Continental GT or GT Convertible can access its performance with confidence even in poor weather, thanks to the superior grip and traction of all-wheel drive transmission. For the ultimate proof of that, consider the two ice speed records set by four-time world rally champion Juha Kankkunen (in 2007 and 2011 respectively), driving production Bentley Continentals on a stretch of frozen sea in temperatures as low as minus 36°C. Consider too that Kankkunen's most recent record, 205.48mph, was set in a

Bentley convertible running on unstudded tyres. Case proven.

The latest Bentley Continentals now feature a new 8-speed close-ratio transmission that improves both acceleration times and fuel economy. Together with the new ME17 engine management system, the result is a seamless flow of responsive acceleration, accessible at any speed from standstill to maximum. As before, the torque is split by the all-wheel drive transmission in a rear-biased 60:40 ratio, rewarding the enthusiast with a perfect cornering balance and providing reassuring grip at all times and in all weathers. As the saying goes, power is nothing without control. And the latest W12 Continentals give you plenty of both.

*The long-range forecast? Exhilaration.*









*The supreme grand tourer. By a distance.*

With their potent, twin-turbocharged W12 engines and all-wheel drive, 8-speed transmissions, the Continental GT and GT Convertible have the capacity to cover large distances with ease. And, thanks to Bentley's chassis development team, both driver and passenger will find every mile a pleasure. Bentley's engineers have struck the ideal balance between precision and suppleness, with microprocessor-controlled damping that adapts in milliseconds to each change of surface

or pace. Potholes and surface imperfections are sensed, but distantly and without jarring, soaked up by air suspension with carefully-honed spring rates and damper settings. Yet, reach the open road and the sporting side of the Continental W12 models snap into focus. The wider track, solid aluminium cast-forged, high-stiffness front suspension uprights and rear axle aluminium gravity die castings give a poised, precise feel to the chassis, relayed to the driver through the sensitive

Servotronic steering. Four Continuous Damping Control (CDC) modes unobtrusively serve up the right degree of suppleness and resistance for all driving conditions. CDC also has the ability to lower the car twice to improve aerodynamics as the car's speed increases. With the Continental GT and GT Convertible, you don't have to choose between comfort and precision; Bentley's chassis engineers have ensured that you will enjoy a perfect balance of both.



*Sculpted around you.*





INTERIOR

*Bentley craftsmanship. For details, see inside.*

---

As befits a Crewe-built grand tourer, the interiors of the Continental GT and GT Convertible are created using the finest natural materials. From fascia to seats, doors and console, the eye is drawn to clean, crisp lines and beautifully-integrated surfaces of polished veneer, soft-touch leather surfaces and solid metal. The result is a sense of contemporary craftsmanship where the leather, though soft to the touch, still has clearly

defined edges and lines. And, because this is a Bentley, every detail is considered; even the speaker grilles, seat belts, seat belt clips and rear view mirror are matched to your chosen interior colour. Leather, wood and metal are united with meticulous craftsmanship yet they're executed with a lightness of touch that offers a new vision of Bentley interior design. As a result, they'll be a visual and tactile delight for many years to come.







*A world of technology  
always at hand.*

---

The driver of a Bentley grand tourer rightly demands access to a world of information and entertainment on the move. In this respect, Bentley's Continental models meet every expectation. At the heart of the infotainment system is a 30GB hard drive, which offers up to 15GB of storage space for music as well as a massive amount of mapping data. For the latest models, the infotainment system features the latest software upgrades, which vary from region to region, but include refinements such as point of interest mapping and, where the infrastructure supports it, digital radio. While the 15GB of available music space should be enough to last you on a round-the-world tour without hearing the same track twice, you can also play music via an iPod, MP3 player, the car's own optional 6-disc CD changer or even an SD card. Balanced Mode Radiator (BMR) speakers, which combine the functions of separate tweeter and midrange speakers in one unit, direct the sound with accuracy and provide greater clarity across the audible spectrum. Alternatively, the Naim for Bentley system, incorporating custom-built speakers and eight individual DSP modes, is available as an option, turning the cockpit of a Bentley Continental into the equal of any concert venue in the world.







*Touch-screen navigation. From A to winged 'B'.*



At the wheel of a Bentley Continental, you command a vehicle designed to cover great distances in comfort and speed. And, thanks to the advanced touch-screen satellite navigation system, you can be confident that the only detours will be ones that you decide to make. The navigation system includes live traffic data\*, access for point of interest searches\*, a 30GB 'hard' disc drive offering rapid access to a continent-full of mapping and even the option of satellite landscape imagery\*.

As you drive, it provides real-time monitoring of your tyre pressures, access to your phone contacts (either via Bluetooth or by inserting your SIM card) and the opportunity to zoom in or out of mapping at the touch of a finger. It is, in short, a system that's well up to all the latest advances for in-car technology. Yet, as the delightful detail touch of 'virtual knurling' on the on-screen controls proves, it's still distinctively Bentley.

\* Software upgrades vary according to region. Please contact your dealer for specific details.






*Enjoy a breath of fresh air. Without a chill wind.*

The Continental GT and GT Convertible were designed to provide supreme comfort for driver and passenger. The seats' surfaces feel soft and yielding for an immediate sensation of comfort, yet there's a firmer interlayer beneath that provides the all-important support during longer drives. Choose the optional front seat ventilation system, and excess heat is drawn out of the seat backrest by silent-running fans, allowing you to enjoy

hood-down summer motoring in the Continental GT Convertible while remaining cool. This option is paired with a new seat massage system, including two lumbar massage cells and ten surface massage cells, for an invigorating massage that extends right down the back to keep you alert and relaxed as you drive. And for those cool summer evenings or crisp spring mornings, the Continental GT Convertible offers a further

inducement to enjoy hood-down motoring. With the optional neck warmer feature, a discreet vent in the seat just below the headrest provides a stream of warm air to take the chill off your drive. 3-speed settings allow you to achieve the ideal level of comfort for the conditions. When a convertible looks this good hood down, you'll want to enjoy it all year round. And with seats like these, you can.







*Discover your own space.*





*Introducing our latest Bentley designer. You.*

---

A Bentley Continental GT, whether Coupé or Convertible, will never be a commonplace sight on the roads. And such is the variety of choice that yours need never have an identical twin. Even without taking into account the enormous range of bespoke colours, there are still 17 core exterior finishes, eight

different veneers, 17 premium grade hide colours and – in the case of the Continental GT Convertible – eight different hood colours to choose from. As a result, each Bentley can be as unique as its owner. Your vision, faithfully created by the men and women of Crewe.







St. James' Red



Sandstone



Glacier White



Aquamarine



Granite




Cumbrian Green



Midnight Emerald




Onyx



Havana




White Sand



Moonbeam



Silverlake




Thunder



Blue Crystal



Dark Sapphire



Beluga

Please note, the colours reproduced are for representation purposes only and therefore vary slightly from the actual vehicle.



Hallmark



INDIVIDUALITY



*Bespoke colours. For those who venture off piste.*



As well as the 17 exterior paint finishes selected for the Continental W12 models, your Bentley dealer can also show you almost 100 additional optional paint finishes, including solid, metallic, pearlescent and satin-finish colours. If this encyclopaedic selection fails to provide the shade you have in mind, Bentley's paint specialists will be pleased to match any

colour you like and reproduce it in the mirror-like finish of a Bentley's bodywork. In recent times, they've been asked to match a petal, a tie, a stable livery and even a toothbrush colour. So, if you have something that you'd like us to match, even if it's the precise tint of your favourite ski goggles, bring it along. We're used to people carving their own lines.



*Hood colours.*



---

Contrast or harmonise? Bentley's range of eight different hood colours offers you the chance to express your personal style in combination with the mirror-finish paintwork of the Continental GT Convertible. The model pictured here has Hallmark paintwork with a Grey hood.



Claret



Beige



Green



Blue



Grey



Dark Grey Metallic



Dark Brown



Black

*Wheel options.*

The five wheel designs shown here are available in a choice of finishes, so you can accentuate the style of your chosen exterior colour and trim. Each style has been carefully developed by the Bentley design team to harmonise with the lines of the Continental GT and GT Convertible, while the motorsport-derived detailing of the 21" 2-piece 5-spoke sports wheel complements the sporting style of the Mulliner Driving Specification. For full all-weather capability, winter compound tyres are available from your Bentley dealership.



**20" 5-SPOKE ALLOY WHEEL**  
 (Shown in painted finish. Also available in chrome finish.)



**21" 7-SPOKE ELEGANT ALLOY WHEEL**  
 (Shown in painted finish. Also available in chrome finish.)



**21" 5-SPOKE, 2-PIECE ALLOY WHEEL**  
 (Shown in painted finish. Also available in polished finish.)  
 Available as part of the Mulliner Driving Specification.



**21" 10-SPOKE PROPELLER ALLOY WHEEL**  
 (Shown in polished finish with contrasting centre cap.  
 Also available in painted finish.)



**21" 6-SPOKE DIAMOND TURNED ALLOY WHEEL**  
 (Shown in polished finish with contrasting centre cap.  
 Also available in painted finish.)



**21" 7-SPOKE ELEGANT ALLOY WHEEL**  
 (Shown in painted finish. Also available in chrome finish.)



**20" 5-SPOKE ALLOY WHEEL**  
(Shown in painted finish. Also available in chrome finish.)




**21" 6-SPOKE DIAMOND TURNED ALLOY WHEEL**  
(Shown in polished finish with contrasting centre cap. Also available in painted finish.)



**21" 5-SPOKE 2-PIECE ALLOY WHEEL**  
(Shown in painted finish. Also available in polished finish.)  
Available as part of the Mulliner Driving Specification.



**21" 10-SPOKE PROPELLER ALLOY WHEEL**  
(Shown in polished finish with contrasting centre cap. Also available in painted finish.)



## *From pit lane to cockpit.*

---

The optional Carbon Fibre finish offered for the Continental GT and GT Convertible gives the interior a purposeful, contemporary ambience. Inspired by Bentley's motorsport and record-breaking successes, the Bentley design team specified a precise weave and gloss to create a smooth satin-effect sheen without excessive reflections. At the other end of the spectrum, the 3D figuring of Tamo Ash is especially suited to direct sunlight, and makes an inspired choice for the Continental GT Convertible. Another new veneer, Dark Fiddleback Eucalyptus, is offered for the W12 models as a no-cost option. The full range of veneers including Engine Spin and the beautifully-figured Burr Walnut is shown overleaf.







Birds Eye Maple




Chestnut




Burr Walnut



Tamo Ash




Madrona




Dark Fiddleback Eucalyptus




Dark Stained Burr Walnut



Piano Black



Carbon Fibre



Bright Engine Spin



## Leather. The touch of true luxury.

Bentley's reputation for craftsmanship in leather is well founded. Within the factory at Crewe, skills are passed on from one generation to another. Creating a steering wheel cover, for example, takes up to 15 hours of careful work and the process cannot be taught in a manual; creating consistent tension across the hide and achieving perfectly even double-stitching takes the experienced judgement of hand and eye. Leather is a natural material; each piece has its own characteristics. At Crewe, they understand this. That's why Bentley's leather is produced using a special, traditional tanning process that retains the rich, natural aroma of classic Bentley interiors from decades back. Each skin is carefully


examined, for Bentley refuses to apply an artificial surface grain to disguise imperfections. Once checked and with each tiny blemish identified using ultraviolet marking tape, the hides are expertly laser cut so that the sections that have the greatest amount of natural elasticity are used for surfaces such as the seats, rather than the flatter surface of a door insert.

17 different hide colours are available, but you also have the choice of single - or duo-colour hide upholstery with darker colours recommended for surfaces such as the fascia top roll to prevent unwelcome reflections. For the latest Bentley Continental W12 models, duo-tone seats are now available

as a no-cost option. And after you have made your choice of primary and secondary hide colours, there's the hand-stitching to consider. Choose contrast stitching, and thread of a contrasting colour will be used for the stitching on the seats, doors, rear quarter panels, centre console and all armrests. You can, if you wish, also specify contrast stitching on the steering wheel. Or, for the ultimate in hand-craftsmanship, you can choose hand cross-stitching on all four seats and outer armrests. From steering wheel to gear lever, seat and armrest, every soft-touch surface in the cockpit is covered with soft, flawless leather. No wonder they say that no other car feels quite like a Bentley.



CONTRAST STITCHING



CROSS STITCH



PERFORATION





Burnt Oak

Fireglow

Hotspur

Dark Bourbon

Newmarket Tan

Saffron  
(Main hide only)

Magnolia  
(Main hide only)

Linen  
(Main hide only)

Portland  
(Main hide only)

Breeze

Savannah  
(Main hide only)

Cumbrian Green

Brunel

Aquamarine

Imperial Blue

Porpoise

Beluga



Burnt Oak



Saffron



Savannah



Fireglow



Magnolia



Cumbrian Green



Hotspur



Linen



Brunel



Dark Bourbon



Portland



Aquamarine



Newmarket Tan



Breeze



Imperial Blue

INDIVIDUALITY

*Carpet and seat belt colours.*



Some might consider it excessive to offer a choice of carpet and seat belt colours that's as extensive as Bentley's range of hides. But such people don't work at Crewe, home of Bentley Motors. There, they understand that perfection resides as much in the details as in the broad brush strokes. So, whether you want your seat belts to match the main hide or the secondary hide, whether your carpet overmats have contrast binding or single colour, your Continental GT or GT Convertible will be crafted to your specifications. Perfect, in every detail.



Burnt Oak



Fireglow



Dark Bourbon




Newmarket Tan




Saffron



Magnolia



Linen



Portland



Porpoise



Beluga



Breeze




Savannah



Cumbrian Green



Brunel




Aquamarine



Imperial Blue



Porpoise



Beluga

*Distinction. The hallmark of Mulliner.*

The coachbuilders of Mulliner have been adding lustre to the Bentley name since 1924, when they were first associated with the winged 'B'. Now an integral part of the company, Mulliner offers the opportunity to add further individuality to your Continental, with the reassurance that all Mulliner components are designed, engineered and tested to Bentley standards. If you'd like to emphasise the high performance side of your Continental GT or GT Convertible's character, the Mulliner Styling Specification introduces motorsport-derived black carbon fibre for the side sill extension blades, rear bumper diffuser, front bumper lower splitter and front bumper lower grille strakes. These components, together with the

optional carbon fibre door mirror cowls and rear spoiler\* that accompany them, have proved their worth at speeds well in excess of 180mph, while the optional 21" Elegant alloy wheels in black provide the perfect complement to the package.

Alternatively, the Mulliner Driving Specification adds exclusivity without detracting from the purity of the Bentley's design. For the exterior, unique 21" 2-piece alloy wheels with a choice of painted or polished finishes develop the sporting theme. Inside, the Mulliner Driving Specification includes quilted perforated hide seats, door infill and rear three quarter panels with embroidered Bentley emblems on the headrests, while the knurled sports gear lever and drilled alloy sports

foot pedals recall Bentley's grand touring heritage. For the GT Coupé an indented leather headlining is also part of the Mulliner Driving Specification. A jewel fuel filler cap provides the finishing touch.

Should you wish to take things even further, Mulliner's team will be pleased to rise to the challenge. Among the options they can offer are personalised embroidery to the headrests, a personalised treadplate plaque and even hide-trimmed gear paddles. In short, they can take an exceptional car and make it unique; a Bentley Continental of true distinction.

\* Rear spoiler offered for GT Coupé only.







*Inspiration. With the compliments  
of Bentley's design team.*

---

It can be hard to make a definitive choice for your Bentley's specification from the millions of possible colour, trim and veneer permutations open to you. Fortunately, Crewe's designers have devised a selection of harmonious colour and trim combinations to inspire you, which you will see

over the next few pages. In addition, your Bentley dealer will be more than happy to guide you through further recommended specifications and bring your vision to life using paint colour samples and swatches to help you decide. The choice is yours.



# Scintillating Silver.



The choice of Extreme Silver, an exterior finish with warm silver and pearlescent elements, gives this Continental GT a high-tech presence – emphasised by the polished Mulliner Driving Specification 21" alloy wheels and the W12 Continental GT's bright mesh grille. Inside, the choice of duo-tone seats in Portland and Brunel is coolly sophisticated, given extra warmth by the Dark Stained Burr Walnut veneer.






## British Sporting Green.




Alpine Green, the exterior finish chosen for this GT Coupé, is a lighter take on the traditional British racing green – and the 5-spoke 2-piece Mulliner Driving Specification wheels continue the sporting theme. Inside, the combination of Carbon Fibre fascia, single-tone Beluga hide and Piano Black trim communicates the performance focus of this Bentley – and there's the subtle touch of contrast stitching to link the interior scheme to the exterior finish.





*Tradition with a twist.*

The selection of Dark Sapphire exterior finish with Magnolia and Imperial Blue hide creates a calm mood – but it's given an extra dimension by the bold choice of Tamo Ash veneer. The highly-figured, 3D Tamo Ash harmonises beautifully with the Magnolia main hide colour and contrasts confidently with Imperial Blue, creating a modern, sophisticated effect. Tamo Ash is also chosen for the door inserts, showcasing Crewe's skills in wood and leather.





## Summer Breeze.

Breeze, a shade especially created for the Continental GT Convertible, is a flip-effect metallic that reveals a whisper of green, but retains an element of silver. The Black hood and Beluga secondary hide contrasts brilliantly with it, as does the Carbon Fibre trim. Mulliner Driving Specification 21" wheels and diamond-quilted upholstery emphasise the sporty mood.







*Blue skies, warm days.*

The Sandstone exterior finish, Beige hood and polished 10-spoke Propeller wheels immediately put you in mind of long, hot summer days and seafront boulevards. Inside, the Chestnut veneer works harmoniously with the contrasting Saffron and Dark Bourbon hides, creating a welcoming ambience. Hand cross-stitching provides a distinctive finishing touch.



- Paintwork Sandstone
- Veneer Chestnut
- Hide 1 Saffron
- Hide 2 Dark Bourbon
- Carpet Dark Bourbon
- Seat Belt Saffron





# Subtle sophisticate.


The selection of Sunset exterior finish and Claret hood with an interior of Linen, Fireglow and Dark Stained Burr Walnut is confident and sophisticated. Sunset's warmth and depth from the exterior finds an answering note within, in Fireglow's rich red hide. Set against these two strong colours, the freshness of Linen works perfectly, creating an interior of balance and contrasts.



By scanning this QR code you can browse through additional specifications.

*The Continental GT  
featured in this book.*

The choice of Extreme Silver exterior finish accentuates the muscularity of the Continental GT's design. The warm silver and pearlescent elements of the lacquer echo the warmth of a duo-tone interior that features Portland as the main hide with Burnt Oak as the secondary hide colour. Contrast stitching and traditional Bentley Burr Walnut showcase Crewe's craftsmanship to fine effect. The overall impression is of understated luxury, blending sophistication with tradition.



Paintwork  
Extreme Silver

Veneer  
Burr Walnut

Hide 1  
Portland


Hide 2  
Burnt Oak

Carpet  
Burnt Oak

Seat Belt  
Portland

*The Continental GT Convertible  
featured in this book.*

Hallmark silver has a neutral tone that picks up the colours of its setting, accentuating the 'hewn from solid' lines of the Continental GT Convertible and harmonising perfectly with its Grey hood. And Tamo Ash? That's an unusual, deep-quilted blonde veneer with a luxurious 3D quality to the graining figure. Together with the two hide colours of Porpoise and Magnolia, the result is a harmonious and complementary combination that shows Bentley craftsmanship and design to great effect, for an open tourer that breathes assurance and relaxed luxury.



Paintwork  
Hallmark

Veneer  
Tamo Ash

Hide 1  
Magnolia

Hide 2  
Porpoise

Carpet  
Porpoise

Seat Belt  
Magnolia



21" LIMITED EDITION BLACK ELEGANT ALLOY WHEELS

# Accessories.

The pleasure of owning a Bentley is enhanced by small details of perfect craftsmanship. The rechargeable jewelled torch with its traditional Bentley knurling features an engraved 'B' across the lens, while the personalised child seat can match your Bentley's upholstery precisely. Alternatively,

you can create a dramatic style with a set of purposeful black Elegant alloy wheels, or give night driving a sense of occasion as you enter the cockpit across an illuminated treadplate. On a more practical note, car covers are available for both the Continental GT and GT Convertible, while the car care

products designed exclusively for Bentley by Autoglym will help preserve your car's showroom-fresh appearance.

Please contact your Bentley dealer representative for details of the full accessories range.



ILLUMINATED TREADPLATES



KNURLED TORCH



CAR CARE BY AUTOGLYM FOR BENTLEY



PERSONALISED CHILD SEAT (GROUPS 2-3)



PERSONALISED INDOOR AND OUTDOOR CAR COVERS

# The Bentley Collection.



At Crewe, they take the heritage of the Bentley wings, designed by artist F. Gordon Crosby, very seriously. That's why everything that carries them, from a high-performance grand tourer to a 1:43 scale model of the same car, has to be made to exceptional standards and approved by the Bentley design team. For example, the stylish Weekender bag in black

with red trim features a full-width zip, secure flap-over and the Bentley wings discreetly embossed on the strap, while the soft jacquard cashmere throw displays Crosby's winged 'B' woven in complimentary tonal colours. Ettinger of London's range of leather goods for Bentley includes smartphone covers, wallets and key fobs; other highlights include distinctive Bentley

wheel centre cap cufflinks and Pittards Cabretta driving gloves in soft, tactile leather. From luggage to leisurewear, small gift to wild indulgence, the Collection is everything you expect of Bentley. Distinctive, rare and made to last. For the Collection, visit [www.bentleycollection.com](http://www.bentleycollection.com) or ask your dealer for a brochure.




**IPHONE AND BLACKBERRY LEATHER COVER**  
Available in Red and Black



**CONTINENTAL GT**  
(1:18 scale model)  
This is an image of the actual model, not a representation.



**CASHMERE THROW**



**OIL CAP CUFFLINKS**  
Sterling Silver and Black



**LEATHER KEY FOB**  
Available in Red and Black



**LEATHER WEEKENDER BAG**  
Available in Red and Black



**DRIVING GLOVES**  
Available in Red for ladies and Black for gents



**IPAD LEATHER WALLET**  
Available in Red and Black





*The start of an enduring relationship.*



A Bentley doesn't wear out. It wears in. Visit any of the world's famous concours d'elegance and you will find owners whose Bentleys have been passed down and enjoyed by successive generations. Precision engineering and meticulous hand craftsmanship doesn't date, nor does it become obsolete. Whatever the model, a Bentley is built to endure.

That is as true of today's Continental GT and Continental GT Convertible as it is of EXP 2, the oldest Bentley in existence and still in perfect working order after 92 years.

The advanced technology that delivers such outstanding performance, traction, refinement and comfort will continue to do so for years to come. Today's Bentleys are tested to greater extremes of endurance than ever before, from Arctic blizzards at minus 30°C to the hottest deserts in mid-summer. Such care is your guarantee that your Bentley will exhilarate and delight you throughout your ownership; a lasting pleasure, from a marque renowned for endurance.

# Continental GT W12 Standard specification.

POWERTRAIN & CHASSIS		DIMENSIONS	
Type:	6-litre twin-turbocharged W12	Wheelbase:	2,746mm/9ft
Max Power:	567bhp/423kW/575PS @ 6,000 rev/min	Overall Length:	4,806mm/15ft 9in
Max Torque:	700Nm/516lb.ft @ 1,700 rev/min	Width (across body)	1,943mm/6ft 3in
Transmission:	8-speed ZF transmission with steering column-mounted gearshift paddles	Width (including mirrors)	2,227mm/7ft 3in
Driveline:	Permanent all-wheel drive with 40:60 front to rear torque split	Overall Height:	1,404mm/4ft 7in
Ratios:	1st: 4.71; 2nd: 3.14; 3rd: 2.1; 4th: 1.67; 5th: 1.29; 6th: 1.00; 7th: 0.839; 8th: 0.667 Reverse 3.317	Fuel Tank:	90 litres/20 gallons/24 US gallons
	<ul style="list-style-type: none"> <li>Electronic tyre pressure monitoring system (TPMS)</li> <li>Electronic cruise control</li> <li>'Bentley'-branded 'T' piece engine cover</li> </ul>	Boot Volume:	358 litres/12.6 cu ft
		Kerb Weight (EU)	2,320kg/5,115lb
		Gross Weight	2,750kg/6,063lb
BRAKES		PERFORMANCE	
	<ul style="list-style-type: none"> <li>Brake system with Electronic Stability Programme (ESP), Anti-lock Braking System (ABS), Electronic Brake Force Distribution (EBD), Hydraulic Brake Assistance (HBA), Drag Torque Control (MSR) and aquaplane detection</li> <li>Vented iron front and rear disc brakes with 'Bentley'-branded brake callipers in gloss black finish</li> <li>Electronic parking brake with drive away assist</li> </ul>	Top Speed:	198mph (318km/h)
		0 - 60 mph:	4.3 secs (0 - 100km/h in 4.5 secs)
		0 - 100 mph:	9.8 secs (0 - 160km/h in 9.8 secs)
WHEELS & TYRES		FUEL CONSUMPTION (EU CYCLE) <sup>†</sup>	
Wheel Size:	9.5J x 20" 5-spoke alloy wheels in painted finish with black wheel centre badges	Urban:	12.7mpg (22.2 litres/100km)
Tyre Size:	275/40 ZR20	Extra-urban:	28.0mpg (10.1 litres/100km)
	<ul style="list-style-type: none"> <li>Wheel bolts with Thatcham security bolt</li> </ul>	Combined:	19.5mpg (14.5 litres/100km)
		CO <sub>2</sub> Emissions:	338g/km
STEERING		FUEL CONSUMPTION (EPA CYCLE) <sup>††</sup>	
Type:	Speed sensitive power steering	City Driving:	13.0mpg (US)
Turns Lock to Lock:	2.6 turns	Highway Driving:	20.0mpg (US)
Turning Circle:	11.4 m	Combined:	15.0mpg (US)
		Emission Controls:	EU5 and US LEV II
SUSPENSION		<sup>†</sup> Fuel consumption figures are provisional and subject to Type Approval.	
Front:	Four link double wishbones, computer controlled self-levelling air suspension with anti-roll bar	<sup>††</sup> Fuel consumption figures are provisional and subject to EPA Certification.	
Rear:	Trapezoidal multi-link, computer-controlled self-levelling air suspension with anti-roll bar	EXTERIOR SPECIFICATION	
Damping:	Air springs with Continuous Damping Control (CDC)		<ul style="list-style-type: none"> <li>Chrome Bentley matrix grille integrated into bonnet with bright surround and centre strip</li> <li>Black winged 'B' badge to radiator shell and bootlid</li> <li>W12 badge to front fender</li> <li>Body coloured lower rear bumper valance</li> <li>Rear diffuser</li> <li>Bi-Xenon projector headlamps with LED signature daylight running lamps, LED main beam supplementation and integrated washer jets</li> <li>Full LED rear lamps with jewellery-effect inner lamp treatment</li> <li>Bright chrome rear lamp embellisher</li> </ul>

# Continental GT W12 Optional specification.

EXTERIOR		CONVENIENCE	
	<ul style="list-style-type: none"> <li>Bullseye air vents with chrome organ stop controls</li> <li>Electric tilt and reach adjustment steering column with memory and easy entry and exit functions</li> <li>Build-plaque treadplates</li> <li>Automatic seat belt presenter</li> <li>Footwell and centre console stowage illumination</li> <li>Touch screen infotainment system with 8" high resolution screen and incorporating AM/FM radio, HDD navigation, external media interface, single DVD/CD slot, single SD card slot, integrated HVAC controls, telephone control with Bluetooth wireless connectivity, suspension settings and TPMS features – voice activation on infotainment system features</li> <li>Satellite radio (Sirius) with Travelink*</li> <li>Digital DAB radio*</li> <li>iTunes tagging*</li> <li>8-channel, 8-speaker audio system with Balanced Mode Radiator (BMR) speakers</li> <li>Multi-zone automatic climate control system</li> <li>Volumetric ultrasonic alarm</li> <li>Bentley GPS tracking system provision</li> <li>Park distance control with graphic on infotainment screen and audible warning</li> <li>Hide- and chrome-trimmed gear lever with manual shift change facility</li> <li>Driver and front passenger airbag with front passenger deactivation, driver's knee airbag (North America only)</li> <li>Front and rear side and thorax airbags</li> </ul>		<ul style="list-style-type: none"> <li>Stitching to steering wheel in a contrasting colour</li> <li>Contrast binding to boot carpets (only available with contrast binding to overmats)</li> <li>Contrast stitching</li> <li>Hand cross-stitching</li> <li>Bentley wings emblem stitching</li> <li>Drilled alloy sports foot pedals</li> <li>Knurled sports gear lever</li> <li>Hide-trimmed gear paddles<sup>‡</sup></li> <li>Personalised treadplate plaques</li> <li>Personalised embroidery to seat headrests</li> </ul>
	<ul style="list-style-type: none"> <li>Jewel fuel filler cap</li> <li>Chrome lower bumper grilles</li> <li>Standard brakes with red callipers</li> <li>Carbon ceramic brakes with black callipers</li> <li>20" 5-spoke alloy wheel – chromed</li> <li>21" 7-spoke Elegant alloy wheel – painted</li> <li>21" 7-spoke Elegant alloy wheel – chromed</li> <li>21" 10-spoke Propeller alloy wheel – painted</li> <li>21" 10-spoke Propeller alloy wheel – polished</li> <li>21" 6 twin-spoke alloy wheels – painted</li> <li>21" 6 twin-spoke alloy wheels – polished</li> <li>21" 5-spoke 2-piece alloy wheels – painted (only available as part of the Mulliner Driving Specification)</li> <li>21" 5-spoke 2-piece alloy wheels – polished (only available as part of the Mulliner Driving Specification)</li> <li>Winter tyres</li> <li>20" space-saving spare wheel and tyre in lieu of tyre inflation kit*</li> <li>85 additional exterior paint colours and bespoke colour matching service</li> </ul>		<ul style="list-style-type: none"> <li>Adaptive cruise control*</li> <li>GPS tracking system provision, in addition to standard alarm system*</li> <li>GPS tracking system full fitment, in addition to standard alarm system*</li> <li>Remote control garage/electronic gate opener*</li> <li>Naim for Bentley Premium Audio System</li> <li>6-disc CD changer fitted in glovebox</li> <li>TV tuner*</li> <li>Front and rear ashtray with cigar lighter</li> <li>Massage seats and seat ventilation to front seats</li> <li>Park heater with remote control*</li> <li>Bluetooth telephone system with privacy handset</li> <li>SIM card reader to telephone system*</li> <li>Rear view camera*</li> <li>Valet parking key</li> <li>First aid kit and warning triangle</li> <li>Personalised car cover</li> <li>Mulliner Driving Specification</li> <li>Extended Driving Specification (only available with Mulliner Driving Specification)</li> <li>Elegant Specification</li> <li>Convenience Specification</li> <li>Mulliner Styling Specification – Classic</li> <li>Mulliner Styling Specification – Complementary features</li> </ul>
INTERIOR			
	<ul style="list-style-type: none"> <li>Choice of six additional veneers: Chestnut, Dark Stained Burr Walnut, Birds Eye Maple, Madrona, Piano Black, Tamo Ash</li> <li>Bright tint aluminium fascia panels</li> <li>Carbon Fibre fascia panels</li> <li>Carbon Fibre fascia, console and roof console panels</li> <li>Veneer door and rear quarter inserts to match main veneer</li> <li>Veneer rear centre armrest</li> <li>Storage case (to match main veneer/technical finish)</li> <li>Deep-pile overmats to front and rear (in lieu of standard mats)</li> <li>Lambswool rugs to front (in addition to standard overmats)</li> <li>Duo-tone, 3-spoke, hide-trimmed steering wheel (not available with Breeze)</li> <li>Heated, single-tone, 3-spoke, hide-trimmed steering wheel</li> <li>Wood and hide 3-spoke steering wheel (not available with Birds Eye Maple or Dark Fiddleback Eucalyptus)</li> <li>Boot carpet to match main or secondary hide</li> <li>Contrast binding to interior carpet overmats</li> </ul>		



Bentley Financial Services are available. Please contact your Bentley dealer representative, who can advise you on a finance plan specially tailored for your needs.

\* Market specific

<sup>‡</sup>Please contact your Bentley representative for further details

# Continental GT Convertible W12 Standard specification.

## POWERTRAIN & CHASSIS

Type:	6-litre twin-turbocharged W12
Max Power:	567bhp/423kW/575 PS @ 6,000 rev/min
Max Torque:	700Nm/516lb.ft @ 1,700 rev/min
Transmission:	8-speed ZF transmission with steering column-mounted gearshift paddles
Driveline:	Permanent all-wheel drive with 40:60 front to rear torque split
Ratios:	1st: 4.71; 2nd: 3.14; 3rd: 2.1; 4th: 1.67; 5th: 1.29; 6th: 1.00; 7th: 0.839; 8th: 0.667 Reverse 3.317

- Electronic tyre pressure monitoring system (TPMS)
- Electronic cruise control
- ‘Bentley’-branded ‘T’ piece engine cover

## BRAKES

- Brake system with Electronic Stability Programme (ESP), Anti-lock Braking System (ABS), Electronic Brake Force Distribution (EBD), Hydraulic Brake Assistance (HBA), Drag Torque Control (MSR) and aquaplane detection
- Vented iron front and rear disc brakes with ‘Bentley’-branded brake callipers in gloss black finish
- Electronic parking brake with drive away assist

## WHEELS & TYRES

Wheel Size:	9.5J x 20" 5-spoke alloy wheels in painted finish with black wheel centre badges
Tyre Size:	275/40 ZR20

- Wheel bolts with Thatcham security bolt

## STEERING

Type:	Speed sensitive power steering
Turns Lock to Lock:	2.6 turns
Turning Circle:	11.4m

## SUSPENSION

Front:	Four link double wishbones, computer controlled self-levelling air suspension with anti-roll bar
Rear:	Trapezoidal multi-link, computer-controlled self-levelling air suspension with anti-roll bar
Damping:	Air springs with Continuous Damping Control (CDC)

## DIMENSIONS

Wheelbase:	2,746mm/9ft
Overall Length:	4,806mm/15ft 9in
Width (across body)	1,943mm/6ft 3in
Width (including mirrors)	2,227mm/7ft 3in
Overall Height:	1,403mm/4ft 7in
Fuel Tank:	90 litres/20 gallons/24 US gallons
Boot Volume:	260 litres/9.1 cu ft
Kerb Weight (EU)	2,495kg/5,500lb
Gross Weight	2,900kg/6,393lb

## PERFORMANCE

Top Speed:	195mph (314km/h)
0 - 60 mph:	4.4 secs (0 - 100km/h in 4.7 secs)
0 - 100 mph:	10.3 secs (0 - 160km/h in 10.3 secs)

## FUEL CONSUMPTION (EU CYCLE)<sup>†</sup>

Urban:	12.5mpg (22.7 litres/100 km)
Extra-urban:	27.2mpg (10.4 litres/100 km)
Combined:	19.0mpg (14.9 litres/100 km)
CO <sub>2</sub> Emissions:	347g/km

## FUEL CONSUMPTION (EPA CYCLE)<sup>††</sup>

City Driving:	12.0mpg (US)
Highway Driving:	20.0mpg (US)
Combined:	15.0mpg (US)
Emission Controls:	EU5 and US LEV II

<sup>†</sup>Fuel consumption figures are provisional and subject to Type Approval.

<sup>††</sup>Fuel consumption figures are provisional and subject to EPA Certification.

## EXTERIOR SPECIFICATION

- Chrome Bentley matrix grille integrated into bonnet with bright surround and centre strip
- Black winged ‘B’ badge to radiator shell and bootlid
- W12 badge to front fender
- Body coloured lower rear bumper valance
- Rear diffuser
- Bi-Xenon projector headlamps with LED signature daylight running lamps, LED main beam supplementation and integrated washer jets
- Full LED rear lamps with jewellery-effect inner lamp treatment
- Bright chrome rear lamp embellisher

- Rear fog and reversing lamps, high level rear brake light
- Twilight sensor control and tunnel detection for lighting
- Door area lighting in lower edge of exterior mirrors and entrance lighting in lower edge of each door
- Colour-coded electronically adjustable door mirrors with heating, power folding and memory functions
- Power latching to driver and passenger doors for easy entry and exit
- Power boot opening and closing
- Rain-sensing windscreen wipers
- Acoustic interlayer to side and rear glass
- Keyless entry and ignition
- Standard fuel filler cap
- Central locking with remote boot release
- Twin oval stainless steel tailpipes
- Spoiler integrated into composite bootlid made from Sheet Moulding Compound (SMC)
- Choice of 17 exterior paint colours: Beluga, Dark Sapphire, Glacier White, Moonbeam, Onyx, St. James’ Red, Thunder, Granite, Hallmark, Havana, Sandstone, White Sand, Midnight Emerald, Cumbrian Green, Blue Crystal, Silverlake, Aquamarine
- Automatically folding 4-layer, insulated fabric hood in five colours: Black, Blue, Grey, Beige, Claret

## INTERIOR SPECIFICATION

- Full premium grade hide interior with a choice of 17 colours: Beluga, Imperial Blue, Porpoise, Newmarket Tan, Dark Bourbon, Brunel, Saffron, Magnolia, Fireglow, Hotspur, Cumbrian Green, Savannah, Aquamarine, Linen, Burnt Oak, Breeze, Portland
- Slim design power adjustable front seats with heating, lumbar, nose extension and memory functions
- 4-seat configuration with straight flutes
- Driver’s front seat 14-way adjustment and memory including lumbar and nose extension
- Passenger’s seat 14-way adjustment and memory including lumbar (12-way in North America)
- Isofix rear seat fixings
- Short centre console with twin front armrests (front) and rear ski hatch
- Burr Walnut or Dark Fiddleback Eucalyptus veneer to fascia panels and console
- Breitling clock
- Seven interior colour splits
- Boot carpet in black (Beluga)

- Seat belts and leather-bound carpets to match all hide colours
- Single-tone, hide-trimmed, 3-spoke, multi-function steering wheel
- Bullseye air vents with chrome organ stop controls
- Electric tilt and reach adjustment steering column with memory and easy entry and exit functions
- Build-plaque treadplates
- Automatic seat belt presenter
- Footwell and centre console stowage illumination
- Touch screen infotainment system with 8" high resolution screen and incorporating AM/FM radio, HDD navigation, external media interface, single DVD/CD slot, single SD card slot, integrated HVAC controls, telephone control with Bluetooth wireless connectivity, suspension settings and TPMS features – voice activation on infotainment system features
- Satellite radio (Sirius) with Travelink\*
- Digital DAB radio\*
- iTunes tagging\*
- 8-channel, 8-speaker audio system with Balanced Mode Radiator (BMR) speakers
- Multi-zone automatic climate control system
- Volumetric ultrasonic alarm
- Bentley GPS tracking system provision
- Park distance control with graphic on infotainment screen and audible warning
- Hide- and chrome-trimmed gear lever with manual shift change facility
- Driver and front passenger airbag with front passenger deactivation, driver’s knee airbag (North America only)
- Front side thorax airbags



Bentley Financial Services are available. Please contact your Bentley dealer representative, who can advise you on a finance plan specially tailored for your needs.

# Continental GT Convertible W12 Optional specification.

## EXTERIOR

- Jewel fuel filler cap
- Chrome lower bumper grilles
- Standard brakes with red callipers
- Carbon ceramic brakes with black callipers
- 20" 5-spoke alloy wheel – chromed
- 21" 7-spoke Elegant alloy wheel – painted
- 21" 7-spoke Elegant alloy wheel – chromed
- 21" 10-spoke Propeller alloy wheel – painted
- 21" 10-spoke Propeller alloy wheel – polished
- 21" 6 twin-spoke alloy wheels – painted
- 21" 6 twin-spoke alloy wheels – polished
- 21" 5-spoke 2-piece alloy wheels – painted (only available as part of the Mulliner Driving Specification)
- 21" 5-spoke 2-piece alloy wheels – polished (only available as part of the Mulliner Driving Specification)
- Winter tyres
- 20" space-saving spare wheel and tyre in lieu of tyre inflation kit\*
- Choice of three additional hood colours: Dark Brown, Green and Dark Grey Metallic
- 85 additional exterior paint colours and bespoke colour matching service

## INTERIOR

- Choice of six additional veneers: Chestnut, Dark Stained Burr Walnut, Birds Eye Maple, Madrona, Piano Black, Tamo Ash
- Bright tint aluminium fascia panels
- Carbon Fibre fascia panels
- Carbon Fibre fascia, console and roof console panels
- Veneer door and rear quarter inserts to match main veneer
- Storage case (to match main veneer/technical finish)
- Deep-pile overmats to front and rear (in lieu of standard mats)
- Lambswool rugs to front (in addition to standard overmats)
- Duo-tone, 3-spoke, hide-trimmed steering wheel (not available with Breeze)
- Heated, single-tone, 3-spoke, hide-trimmed steering wheel
- Wood and hide 3-spoke steering wheel (not available with Birds Eye Maple or Dark Fiddleback Eucalyptus)
- Boot carpet to match main or secondary hide
- Contrast binding to interior carpet overmats
- Stitching to steering wheel in a contrasting colour
- Contrast binding to boot carpets (only available with contrast binding to overmats)
- Contrast stitching
- Hand cross-stitching
- Bentley wings emblem stitching
- Drilled alloy sports foot pedals
- Knurled sports gear lever
- Hide-trimmed gear paddles<sup>#</sup>
- Personalised treadplate plaques
- Personalised embroidery to seat headrests

## CONVENIENCE

- Adaptive cruise control\*
- GPS tracking system provision, in addition to standard alarm system\*
- GPS tracking system full fitment, in addition to standard alarm system\*
- Remote control garage/electronic gate opener\*
- Naim for Bentley Premium Audio System
- 6-disc CD changer fitted in glovebox
- TV tuner\*
- Front and rear ashtray with cigar lighter
- Massage seats and seat ventilation to front seats
- Electrically adjustable neck warmer
- Park heater with remote control\*
- Bluetooth telephone system with privacy handset
- SIM card reader to telephone system\*
- Rear view camera\*
- Valet parking key
- First aid kit and warning triangle
- Personalised car cover
- Mulliner Driving Specification
- Extended Driving Specification (only available with Mulliner Driving Specification)
- Elegant Specification
- Convenience Specification
- Mulliner Styling Specification – Classic
- Mulliner Styling Specification – Complementary features

\* Market specific

<sup>#</sup>Please contact your Bentley representative for further details





Bentley Motors Limited acknowledges the rights of others in the names BlackBerry, Bluetooth, iPad, iPhone, iPod and Naim which are registered trademarks of their respective owners.  
The names 'Bentley' and 'Mulliner' and the 'B' in wings device are registered trademarks of Bentley Motors Limited.  
© 2012 Bentley Motors Limited. Printed in England.





