



WESTFIELD



"The fun, enjoyment and pure pleasure of owning and driving a high performance traditional sports car is one of the few joys still available to the enthusiast from the great heritage of British motoring. Everything we do at Westfield is aimed at providing you with the best in performance, quality, design and innovation at an affordable price. This is a family business, we are all actively involved in every aspect of making your association with us long and pleasurable. We look forward to meeting you soon at the factory where you can see cars being made, meet the team and test drive the car of your dreams."

Chris Smith, founder and managing director
Westfield Sports Cars

WESTFIELD SPEEDSPORT 1800

www.westfield-sportscars.co.uk



Refined by the Race Division with our works drivers for the discerning enthusiast to provide the ultimate in high performance and handling in an under 2 litre, user friendly package. Top open road fun and an ideal introduction to track driving!

SPECIFICATION

Engine	Ford Zetec
Capacity	1800cc
Cylinders	Four in line
Bore and stroke	80.4mm x 60.3mm
Fuel	95 Octane unleaded
Compression ratio	10.0:1
Valves	Four per cylinder DOHC
Exhaust control	Catalyst
Camshaft	DOHC
Ignition system	Throttle body injection with 30 management
Firing order	1-3-4-2 wasted spark
Max Power	155bhp @ 4750rpm
Max Torque	178Nm @ 5200rpm
0-60	5.4 seconds
Transmission	Ford H775
Forward Speeds	5 speed all synchromesh
1st	3.80 to 1
2nd	2.08 to 1
3rd	1.34 to 1
4th	1.0 to 1
5th	0.82 to 1
Reverse	3.51 to 1
Speed/1000rpm	21.6kmph
Final drive	3.9 to 1
Steering	Rack and pinion
Lock	2.5 turns
Brakes	Disc brakes all round
Wheels	15" alloy - choice of design
Tyres	205/50x15
Fuel tank capacity	4.25 gallons
Suspension	Front and rear Independent wishbones with adjustable shock absorbers
Vehicle dimensions	
Wheel base	2325mm
Front track	1311mm
Rear track	1320mm
Overall length	3540mm
Overall width	1580mm

Car illustrated features chrome package and lockable bootlid options.

Specification includes: 150 bhp Ford Zetec engine, five speed gearbox, modified suspension, Traks-pax dampers, front and rear anti-roll bars, sports catalyst, VDO instruments and sports seats.

The Speedsport comes as a fully factory built car or in easy to build modular form.



WESTFIELD SEiGHT

The combination of the Westfield chassis with the immense power and torque of the Rover V8 engine has produced a car of legendary proportions that out-performs most of the Supercars and at less than a tenth of their price.

"This car is for driving. It's about how fast – and how enjoyably – it can propel you through and between corners."

Autocar



SPECIFICATION

Engine	Rover V8
Capacity	3950cc
Cylinders	Eight
Bore and stroke	94.04mm x 71mm
Fuel	95 Octane unleaded
Compression ratio	9.35:1
Valves	Two per cylinder
Exhaust control	Catalyst
Camshaft	Single
Ignition system	Electronic Management System (ECU/EFI)
Firing order	1-8-4-3-6-5-7-2
Max Power	200bhp @ 4750rpm
Max Torque	318.8Nm @ 2600rpm
0-60	4.3 seconds
Transmission	Rover R380
Forward Speeds	5 speed all synchromesh
1st	3.585 to 1
2nd	2.301 to 1
3rd	1.507 to 1
4th	1.100 to 1
5th	0.790 to 1
Reverse	0.815 to 1
Speed/1000rpm	25.45mph
Final drive	3.36 to 1
Steering	Rack and pinion
Lock	2.5 turns
Brakes	Disc brakes all round
Wheels	15" alloy - choice of design
Tyres	205/50x15
Fuel tank capacity	10 gallons
Suspension	
Front and rear	Independent wishbones with adjustable shock absorbers
Vehicle dimensions	
Wheel base	2335mm
Front track	1311mm
Rear track	1330mm
Overall length	3540mm
Overall width	1560mm

The SEiGHT Club comes as fully factory built, easy to build modular form or in traditional build options.

WESTFIELD 1800

www.westfield-sportscars.co.uk



Combines the renowned Westfield performance and handling with sports touring comfort and refinement for relaxed sunny sunday driving with a difference.

Available as a fully factory built car or in easy build modular component form that can be assembled in under 120 hours.

SPECIFICATION

Engine	Ford Zetec with EFI
Capacity	1796cc
Cylinders	Four in line
Bore and stroke	80.6mm x 88.0mm
Fuel	95 Octane unleaded
Compression ratio	10.0:1
Valves	Four per cylinder DOHC
Exhaust control	Catalyst
Camshaft	DOHC
Ignition system	EEC IV
Firing order	1-3-4-2 wasted spark
Max Power	115bhp @ 6250 rpm
Max Torque	162Nm @ 4250rpm
0-60	6.5 seconds
Transmission	Ford MT75
Forward Speeds	5 speed all synchromesh
1st	3.89 to 1
2nd	2.08 to 1
3rd	1.34 to 1
4th	1.0 to 1
5th	0.82 to 1
Reverse	3.51 to 1
Speed/1000rpm	21.66mph
Final drive	3.62 to 1
Steering	Rack and pinion
Lock	2.5 turns
Brakes	Disc brakes all round
Wheels	15" alloy - choice of design
Tyres	205/50x15
Fuel tank capacity	6.25 gallons
Suspension	
Front and rear	Independent wishbones with adjustable shock absorbers
Vehicle dimensions	
Wheel base	2335mm
Front track	1311mm
Rear track	1338mm
Overall length	3540mm
Overall width	1560mm



WESTFIELD 1600

The Westfield 1600 is the current generation of the famous SEi and is available for home completion as a component modular car, representing the best in value for those who want the fun of building their own traditional sports car, to comply with current SVA regulations at the lowest possible cost.



Car illustrated features ducted nose and lockable bootlid options.

SPECIFICATION

Engine	CVH with 2 x Weber 40 DCOE
Capacity	1597cc
Cylinders	Four in line
Bore and stroke	79.94mm x 79.52mm
Fuel	95 Octane unleaded
Compression ratio	9.5:1
Valves	Two per cylinder
Exhaust control	Standard Silencer System
Camshaft	SOHC
Ignition system	Electronic Distribution
Firing order	1-3-4-2
Max Power	105bhp @ 6000 rpm
Max Torque	132Nm @ 4000rpm
0-60	7.2 seconds
Transmission	Ford type 9
Forward Speeds	5 speed all synchromesh
1st	3.61 to 1
2nd	1.968 to 1
3rd	1.368 to 1
4th	1.0 to 1
5th	0.815 to 1
Reverse	3.66 to 1
Speed/1000rpm	21.66mph
Final drive	3.92 to 1
Steering	Rack and pinion
Lock	2.5 turns
Brakes	Disc brakes all round
Wheels	14" alloy - choice of design
Tyres	185/60x14
Fuel tank capacity	6.25 gallons
Suspension	
Front and rear	Independent wishbones with adjustable shock absorbers
Vehicle dimensions	
Wheel base	2335mm
Front track	1311mm
Rear track	1320mm
Overall length	3540mm
Overall width	1560mm

Specification includes remanufactured engine, gearbox and differential unit. This car is registered on a Q plate.

• NOW AVAILABLE with 150bhp Ford 1800 Zetec engine fitted with Weber carburettors.

ALL YOUR OWN WORK

www.westfield-sportscars.co.uk



Enjoy the satisfaction of building your own classic British sports car.

Experience the ease and simplicity of assembly designed to remove the need for specialist knowledge.

Relax with the security of knowing that every aspect of the Westfield self build programme has been professionally designed, tested and proven and meets SVA requirements.

Feel secure with your investment in a market leading product.

"At Westfield Sportscars, not one but *all* of the staff go out of their way to ensure that the customer is satisfied."

Mr B Keeling, Staffs

"Your patience and forbearance with an inexperienced and technically naïve customer were outstanding and I continue to be extremely grateful."




Dr J S Hall, Swindon

"I finished my Westfield SE and I'm very pleased with the results. The sense of accomplishment almost matches the pleasure of driving the car."

Mr G Mutz, Atlanta USA

"The project was completed within my time and budget. This was entirely due to the excellent build manual, the back-up of your staff and of course the quality of all the components."

Mr P Helsby, Oldham



The Westfield Modular Build Programme

The major components of the car are divided into separate build sequence modules. Each module contains every part needed for that stage of build and can be purchased individually to match your budget and programme or all at one time. All the parts and components are new (except the 1600 and 1800Q which use a re-manufactured engine and gearbox). Average build time is 120 hours and requires no special tools or equipment. The finished specification is identical to a factory built vehicle.

Cars available in modular form include the Speedsport, SEiGHT, 1600 and 1800.

The Westfield Kit Build Programme

We supply a low budget, start to build, chassis and body kit suitable for a wide variety of specified engine options. The chassis includes new basic suspension, steering and brake components. You source your own used or reconditioned major components that assemble into our build system. It takes a little longer, requires modest mechanical aptitude and the ability to nose out and deal


for used component bargains.

Cars available in kit form are our renowned wide body SE and SEi.

Single Vehicle Approval is a registration system for customers who build and assemble their own Westfield. Self built cars require inspection by the Ministry of Transport who check specific areas of the build and require set standards. When you build your Westfield you can be assured that if you follow our recommendations your car will meet SVA. The SVA system is only applicable to registrations in the UK.

An easy to follow step by step manual is provided for our Kits and Modular build cars.

The Westfield Technical Helpline is on hand for any advice or help that you may need. On completion of your self build car, for a nominal charge, we will undertake a factory inspection to make sure that all is well.





TRACK DAYS



Track days provide an outstanding and relatively inexpensive opportunity to enjoy the experience of driving your own Westfield on some of the best known race circuits throughout the UK and Europe.

Previous experience is not necessary and you do not need a competition licence, just

turn up, wait your turn and have fun!

The pedigree of a Westfield with its stiff, light chassis, adjustable suspension and easily changeable components forms an ideal base for a track car to let you develop your skills and out-perform all comers.

Contact us for further information on track days, On Track Insurance and details of the companies that specialise in Westfield events.



The SEiGHT and Speedsport are our most popular introductory level track day cars.



The new FW400 is the ultimate track day car for the more experienced driver.



MOTORSPORT

www.westfield-sportscars.co.uk



David Dove leads Julian Berry and Keith Bridgewater into Russell at Snetterton in his factory built class A race car in round 2 of the Westfield Sportscars Championship.

"I had never raced before I launched into the Westfield race series. The help and advice from the factory, together with the unbelievable friendliness of other competitors, have made this easier than I would ever have believed and one of the most enjoyable things I have ever done!"

Steven Hall

Jim Bickley at Snetterton. Jim built his own race car based on a factory specification competition kit.



The factory built 'A' Class race car to current Westfield Sportscars Championship specification, complete and ready to use.

Motor racing with your own sports car sounds like the exclusive preserve of the well heeled but it can be done for a lot less than the cost of joining some golf clubs and with a Westfield, everyone from novice to expert will be sure to find an event to suit their needs and pocket.

Westfield founder, Chris Smith and son Richard are active and experienced racing drivers and the Racing Division attend and support Westfield owners at most Championship rounds with spares, help and advice.



For help and advice on events and how to get started, ask for our Motorsport Information Pack



WESTFIELD FW400



The ultimate road legal sports car producing a power to weight ratio of 475bhp per tonne, incorporating race proven Formula 1 technology with absolutely no compromise.

The judgement of the motoring press experts:

"It was definitely the new model I'd have driven home from the British Motor Show. The FW seems certain to become a favourite among the track day fraternity."

"They've only gone and built a carbonfibre monocoque that doesn't cost the earth and in the process produced a lightweight Ferrari-humbler."

"A Ferrari F355 can't hold a candle to an F50 for sheer mind-warp acceleration but you have to go up another league - maybe two - before you arrive at the Westfield."

"The FW400 is almost certainly the present ultimate in its particular category."



• BTCC ace Robb Gravett at work in the FW400.

SPECIFICATION

Engine	Rover 'K' VHPD with EFI & cat
Capacity	1775cc
Cylinders	Four
Bore and stroke	80mm x 89.3mm
Fuel	95 Octane unleaded
Compression ratio	11:1
Valves	Four per cylinder
Exhaust control	Catalytic converter
Camshaft	Twin overhead cam
Ignition system	Single dry coil
Max Power	190bhp @ 7000rpm
Max Torque	150lbs ft @ 5750rpm
0-60	3.4 seconds
Transmission	Hewland LD200
Forward Speeds	
1st	7.4mph/1000rpm
2nd	9.6mph/1000rpm
3rd	12.1mph/1000rpm
4th	15.2mph/1000rpm
5th	19.2mph/1000rpm
Final drive	9.31
Steering	Rack and pinion
Brakes	Alloy calipers
Wheels	Three piece alloy 6x13 front 7x13 rear
Tyres	Yokohama A032R
Fuel tank capacity	28 litre
Suspension	
Front and rear	Double wishbone



• Hewland LD200 racing transaxle with optional range of quick fit ratios.

The FW400 is available only as a fully factory built car.



www.westfield-sportscars.co.uk

Satisfaction guaranteed

12 MONTH PARTS AND LABOUR GUARANTEE

All our factory built cars have a full twelve month parts and labour guarantee to protect against any manufacturing defects, faulty workmanship or materials. Rectification work is usually undertaken by us at the factory.

12 MONTH UNLIMITED MILEAGE GUARANTEE

New Ford engines and gearboxes are additionally covered by the Ford twelve month unlimited mileage guarantee and rectification work can be undertaken by any Ford dealer.

12 MONTH EXCHANGE GUARANTEE

New parts and accessories are covered by a twelve month exchange scheme (labour is not included).

If you should have a problem with any item bought from Westfield Sports Cars, please contact us immediately so that we can agree with you the most convenient and fastest way to get matters resolved.

After sales service, repairs and parts

For owners, the simplicity of design and easy access to all the mechanical components make some maintenance part of the fun of owning a Westfield. The Ford power units can be serviced through the Ford National dealer network and the Westfield Owners Technical Helpline is there to resolve any problems or queries. A full service facility is provided, including accident repairs, in our workshops at Kingswinford. The retail Parts and Accessories shop is open Monday through to Saturday and phone orders are usually dispatched immediately.

Westfield Sports Car Club

The club is run by enthusiasts and owners. Membership is open to all who are interested in the Westfield marque. Regional divisions throughout the UK hold regular meetings, organise track days and National and International social events, attend many motorsport functions and car shows and produce their own regular newsletter. For details and a membership application, contact Dave Kilvert, 51 Wychbury Road, Quarry Bank, West Midlands DY5 2XX.

Type Approval

On the 18th January 1993, Westfield Sports Cars became the first British specialist car manufacturer to gain the prestigious recognition of the Government Vehicle Certification Agency and was awarded low volume type approval for complete cars according to EEC regulations.

To achieve certification took many years and required extensive redesign, testing and the introduction of exacting quality control systems to ensure conformity of production. In addition the vehicles had to meet rigorous standards for emission, noise and safety including but not limited to seats and seat belts, bodywork, steering, brakes, lighting, interior fittings, instrumentations and frontal crash test protection. This standard and quality of production is unique in a small specialist handbuilt car company.



Westfield Ownership Plan

The Westfield Ownership Plan, in conjunction with Wagon Finance, is available for complete and modular build cars to spread the purchase of a Westfield Sports Car, to ensure maximum flexibility and comfort for our customers.

PLAN ONE - Conditional Sale.

Minimum deposit 10% with repayment up to 60 months.

PLAN TWO - 50/50 Purchase Plan.

You put down 50% of the purchase price paying only the interest on the balance for 12 months followed by a final instalment.

PLAN THREE - Pay as you build Modular Plan.

Minimum Deposit 30% with repayment period up to 36 months.

All Westfield ownership plans have protected payment options and can be designed to suit each customer's personal needs.

Westfield Sports Cars Ltd are licensed credit brokers.

Written quotations are available on request.



Westfield Insurance

Unlike many other high performance sports cars, insuring your Westfield is easy and inexpensive.

Our recommended specialist broker, Footman James, provide tailor made schemes to suit your exact requirements. The table shows typical annual premiums for our most popular cars and is based upon an average of the most widely quoted postal areas and a four year clean driving record to provide fully comprehensive cover for named drivers. The rates quoted are for nett premiums and do not rely upon a no claims bonus. Annual mileage of 4500 is assumed for this illustration but you can select your own mileage band from 1500 miles, 3000, 6000, 7500 or unlimited mileage with suitable premium adjustments.

In addition all policies now include Legal Protection, Breakdown Recovery and extended Personal Accident/Road Rage Cover.

Age	1600	1800	SEIGHT
25-29	£242	£286	£515
30-34	£211	£246	£411
35-39	£187	£222	£371
40+	£179	£210	£350

All excess applies to all claims except windscreen as follows: All engine sizes £100.
Additional Excesses applies for following values:
£15000 to £17500 = £75 £17501 to £20000 = £100
£20001 to £22500 = £125 £22501 to £25000 = £150

Previously Owned Westfields

Many people when visiting our factory to participate in the Westfield Experience just have to buy the car of their dreams right away. That is why we take special care in selecting used Westfields for resale. We know the cars history and how it's been constructed. Prior to resale the car is thoroughly inspected by our technical experts, prepared and serviced. Every Factory Fresh Westfield comes complete with a three month warranty covering parts and labour.

Will you fit into a Westfield?

The Westfield chassis and passenger compartments have been meticulously designed and engineered to ensure maximum space, comfort and safety. The latest wide body design now featured on all our current models accommodates both tall and large and, almost uniquely, lets them sit side by side in relaxed comfort.

Photography by: John Colles, Paparazzi, Steve Jones, Cars & Car Conversions, Holly Road, Mick Toole.



AN INVITATION



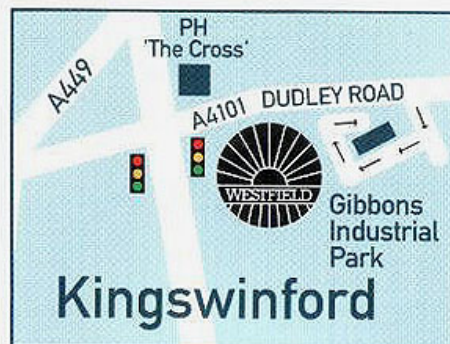
...to visit the Westfield factory

We are open to visitors from Monday to Saturday and are always pleased to greet old friends and to make new acquaintances so why not come and see the home of Westfield cars, meet the team, see the cars being built, talk to the experts and perhaps see for yourself that owning a Westfield is a way of life that you should be involved in. We welcome the opportunity to demonstrate our products and let you have the Westfield Experience. To avoid disappointment or delays, please telephone to book your test or demonstration in advance.

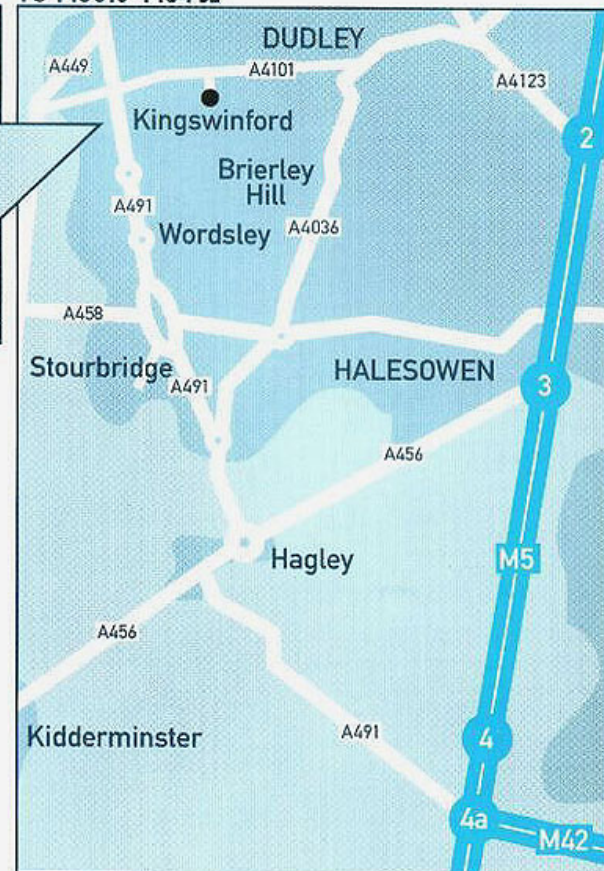
TRIM COLOURS



BODY COLOURS



TO M6 J13 M54 J2



TO M40 J3a

WESTFIELD SPORTS CARS LTD

Gibbons Industrial Park, Dudley Road
Kingswinford, West Midlands DY6 8XF

Tel 01384 400077 Fax 01384 288781

Email westfield-sportscars@easynet.co.uk

www.westfield-sportscars.co.uk

The Westfield logo and the name Westfield are trademarks of Westfield Sports Cars Limited. Westfield Sports Cars Limited reserve the right to change specifications without notice.