

أكيد



# GRANVIA







# A HIGH-END LUXURY LOUNGE

The high-end model GRANVIA inherits the HIACE heritage built over many long years. Its relaxing, elegant interior space, nestled within the gorgeous exterior, invites you to a new experience of pure delight and unmatched comfort.





The deck side trim features a convenient tray, a USB port and a bottle holder. 1

A seat side tray and bottle holder are provided for the second row. 2

The center console features storage spaces for small items and a USB port at the back. 3

The automatic air conditioner enables front/rear independent temperature control. Ion (nanoe™) generators with a bacteria and odor removal effect\*2 are available. 4

Sunshades block direct sunlight and offer comfort for the passengers. 5

Reading lamps and illumination lamps create a comfortable cabin environment. 6

\*1: The nanoe name and logo mark are trademarks of Panasonic Co., Ltd.  
\*2: The nanoe system may not operate sufficiently depending on factors such as the temperature, humidity, airflow volume and direction.



Power captain seats are equipped with an ottoman, creating a more high-end and relaxing cabin space. 1

Large armrests for the power captain seats enhance seating comfort. 2

The sliding door is equipped with a step lamp, while the door step is equipped with illumination, making entry and exit easy even at night. 3



## WELL-APPOINTED AMENITIES FOR GREAT EXPERIENCES

Aiming for a more pleasant experience during travel. All of the easy to use, high-quality equipment enhances the comfort of passengers.

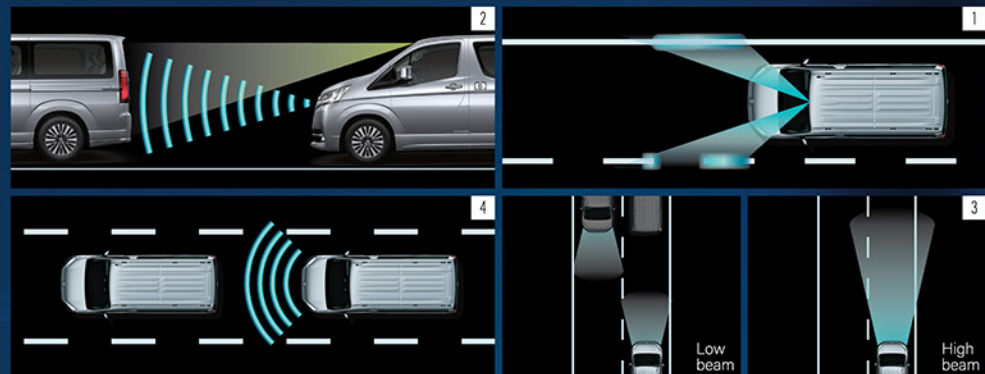


The expansive instrument panel features metallic ornamentation on the air conditioner registers plus woodgrain ornamentation in multiple areas, including the steering wheel and front of the passenger seat, to give a high-quality impression.

## WELCOME TO AN EXCLUSIVE ELEGANT SANCTUARY

The beautiful interior exudes a feeling of hospitality, enveloping passengers in peaceful privacy akin to being in their own room.





## Toyota Safety Sense

GRANVIA adopts the innovative integrated active safety features known as Toyota Safety Sense™ to provide multi-faceted support for the driver's and passengers' safety.

### PRE-COLLISION SYSTEM 2

Detects vehicles, bicyclists and pedestrians on the road ahead by using millimeter-wave radar and camera sensors. When the system determines that the possibility of a frontal collision with an object is high, the potential brake pressure is increased to help the driver avoid a collision. If the system determines that the possibility of a frontal collision with an object is extremely high, the brakes are automatically applied to help avoid a collision or help reduce the impact of a collision.

### DYNAMIC RADAR CRUISE CONTROL 4

Maintains a constant vehicle speed while automatically keeping a fixed distance from the preceding vehicle. (Operates at high speeds only)

### LANE DEPARTURE ALERT 1

When the system detects that the vehicle is deviating from the traffic lane, a buzzer sounds or the steering wheel vibrates, and it displays warnings on the multi-information display.

### AUTOMATIC HIGH BEAM 3

Detects the lights of vehicles ahead and automatically adjusts the headlamps to low or high beam.

### BLIND SPOT MONITOR 2

A vehicle in the outer mirror's blind spot during lane-changing turns the BSM's mirror indicator on to alert the driver.

### PANORAMIC VIEW MONITOR 4

The panoramic view that displays an overhead view of the vehicle helps you confirm the periphery of the vehicle that cannot be directly seen.

### AIRBAGS 6

Nine SRS airbags are available, including driver and front-seat passenger airbags, a driver knee airbag, front side airbags, and front and rear curtain-shield airbags.

### DRIVE-START CONTROL 1

Prevents sudden starts and acceleration when changing gears, helping to minimize possible damage.

### REAR CROSS TRAFFIC ALERT 3

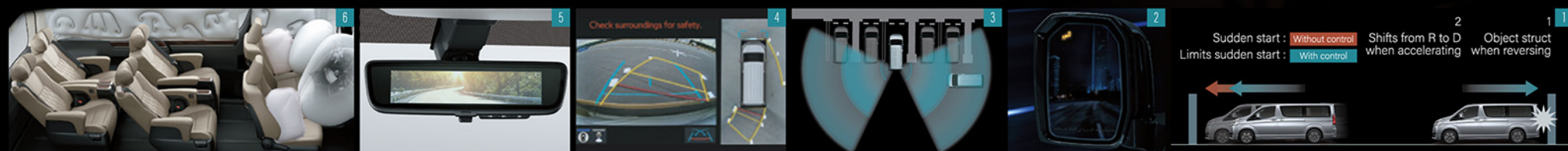
The RCTA detects approaching vehicles in hard-to-see areas behind the vehicle when backing up.

### DIGITAL REARVIEW MIRROR 5

In digital mirror mode, images captured by the rear camera are displayed in the rearview mirror. This allows the driver to check the rearward view without obstruction by rear-seat headrests and passengers.

## A SUITE OF ADVANCED SAFETY FEATURES

Active safety that's a step above the rest, plus passive safety that helps minimize possible damage. Equipped with advanced technology that provides security and peace of mind to passengers.



### ENGINE LINE-UP 1

The 7GR-FKS engine adopts D-4S, Dual VVT-i (intake: VVT-iW) and other technologies to help simultaneously achieve excellent fuel economy and quietness. The 1GD-FTV engine adopts a turbocharger with intercooler, which helps produce powerful dynamic performance while enhancing fuel economy and quietness.

### 6-SPEED SUPER ECT 2

The 6-speed Super ECT (Electronically Controlled Transmission) delivers smooth, expert shifting that balances high fuel efficiency and engine performance. Sequential shift control also lets you experience the joy of manual driving.

### SUSPENSION / BRAKES 3

MacPherson strut suspension is adopted for the front and a 4-link coil suspension for the rear, enhancing excellent handling stability as well as a quiet and superbly comfortable ride. The adoption of disc brakes for the front and rear yields excellent braking force.



7GR-FKS  
277.6 HP / 6000 rpm  
35.8 kg-m / 4600 rpm

## COMMITTED TO POWER AND COMFORT ON ANY ROAD

The reliable engine line-up and high-quality suspension with optimal tuning ensure comfortable, quiet rides with a sense of security wherever you travel.





SPECIFICATIONS		GDH303L-RDTJYV		GRH303L-RDTJHV	
Seating capacity (Doors)		7, 6 (5)			
DIMENSIONS & WEIGHT					
Overall	Length	mm	5300		
	Width	mm	1970		
	Height	mm	1990		
Wheelbase		mm	3210		
Tread	Front	mm	1675		
	Rear	mm	1670		
Overhang	Front	mm	970		
	Rear	mm	1120		
Minimum running ground clearance		mm	175		
Gross vehicle weight		kg	3340	3240	
Fuel tank capacity		liters	65		
CHASSIS					
Transmission type		6-speed automatic transmission			
Brakes	Front	Ventilated disc brake with floating caliper 2-cylinder			
	Rear	Ventilated disc brake with floating caliper 1-cylinder			
Suspension	Front	MacPherson strut			
	Rear	4-link with coil spring			
Stabilizer bar	Front / Rear	Torsion bar			
Steering gear type		Rack & pinion			
Min. turning radius	Tire	m	5.5		
Tires		235/60R17 109/107T LT			
ENGINE					
Engine type		2.8-liter diesel (1GD-FTV)		3.5-liter gasoline (7GR-FKS)	
Number of cylinders & arrangement		4 cylinders, in-line		6 cylinders, V-type	
Valve mechanism		16-valve DOHC		24-valve DOHC with Dual VVT-i (intake: VVT-iW*)	
Bore x stroke	mm	92.0 x 103.60		94.0 x 83.0	
Displacement	c.c.	2755		3456	
Compression ratio	to 1	15.6		11.8	
Fuel system		Common rail-type, direct injection		D-4S	
Max. output	HP (kW) / rpm	154.2 (115) / 3600*2 160.9 (130) / 3400*3		277.6 (207) / 6000	
Max. torque	kg-m (Nm) / rpm	42.8 (420) / 1600-2200*2 45.9 (450) / 1600-2400*3		35.8 (351) / 4600	

\*1: Variable Valve Timing-intelligent Wide \*2: Compliant with EURO 0-2 emission standards \*3: Compliant with EURO 3-4 emission standards

- Addition of extra features may change figures in this chart.
- Toyota Motor Corporation reserves the right to alter any details of specifications and equipment without notice. Details of specifications and equipment are also subject to change to suit local conditions and requirements. Please inquire at your local dealer for details of any such changes that might be required for your area.
- Note: Vehicles pictured and specifications detailed in this catalog may vary from models and equipment available in your area.
- Vehicle body color might differ slightly from the printed photos in this catalog.

## EXTERIOR COLORS



Black (202)



Luxury Pearl Toning (2QD)



Gray Metallic (1G3)







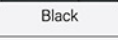


Silver Metallic (1E7)

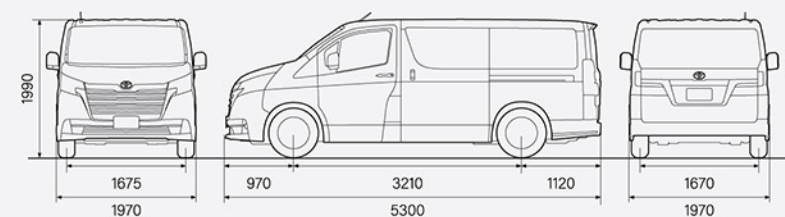


White Pearl Crystal Shine (070)

## SEAT COVER MATERIAL / INTERIOR ORNAMENTATION

Granvia Premium		Granvia		
Leather (quilted)		Leather		Fabric
				
Neutral beige	Black	Neutral beige	Black	Black
				
Woodgrain		Black metallic		

## DIMENSIONS



unit : mm



Mohamed Naser AlSayer &amp; Sons Est. Co. W.L.L.

A subsidiary of ALSAYER Holding

Tel.: 1803803 ت: toyota.com.kw



## OUR CURRENT LOCATIONS

Rai : Ext.: 2200/2214/2300/2500 / Ahmadi : Ext.: 6514/6517  
Jahra : Ext.: 2087/2070/2072 / Tilal : Ext.: 5813/5823

**PLEASE NOTE OUR NEW LOCATIONS**

Ardiya new Fleet Center-Ext.: 2020/2023/Aswaq Al Qurain-Ext.:2523



<http://www.toyota.com.kw/toyota/location.html>

**TOYOTA MOTOR CORPORATION**

1908/No.19T00000

Vehicles pictured and specifications detailed in this catalog may vary from models and equipment available in your area. Please inquire at your local dealer for details on the availability of features.