

THE ALL-NEW
Indica
Vista
CHANGES EVERYTHING





TRENDY BEIGE TWO-TONE DASHBOARD



STRONG CENTRAL CHARACTER LINE



STRIKING PETAL-SHAPED HEADLAMPS



TWO DIN CD SYSTEM WITH USB PORT AND REMOTE CONTROL



NEW VERTICALLY-STACKED TAIL LAMPS

CHANGES STYLE

The all-new Indica Vista is bigger in size and interior space, but its contemporary styling and sharp lines give it a compact sporty look. The new petal-shaped headlamps add a dash of panache to the front and the new characteristic vertically-stacked tail lamps are unique in its class. The contemporary styling continues in the interiors. The two DIN stereo comes with a USB port and remote control. The stylish two-tone dashboard with the soft-look grain and the unique central instrument cluster draws the passengers into the driving experience.



UNIQUE CENTRAL INSTRUMENT CLUSTER

CHANGES TECHNOLOGY



NEW AGE ENGINE TECHNOLOGY

The all-new Indica Vista is a leap in technology. It's powered by three new generation engines – the all-new globally acclaimed advanced 1.3L **QUADRAJET** Common Rail Diesel engine, the all-new world class 1.2L CVCP **MPFi** petrol engine and the newly refined 1.4L turbocharged intercooled **Ti** engine – that change how you drive. The stiffer front suspension sub-frame with strut-mounted anti-roll bar and new semi-independent twist beam rear suspension with gas charged dampers isolate noise and vibration while improving ride quality.




LARGE LUGGAGE SPACE



POWER WINDOWS AND CENTRAL LOCKING



TILT-ADJUSTABLE STEERING WHEEL



HEIGHT-ADJUSTABLE DRIVER'S SEAT



FLEXIBLE 60:40 FLIP & FOLD REAR SEAT



DEEPEST GLOVE BOX



UNDER-SEAT STORAGE SPACE

CHANGES COMFORT

The all-new Indica Vista comes with height-adjustable driver's seat and tilt-adjustable steering wheel that enable better driving posture. The all-new floor console has several well-designed utility spaces and the glove box can even accommodate a compact laptop. With best-in-class interior space, an all-new enveloped cockpit, the best rear seat in any hatchback, bigger 14" tubeless tyres, and a steering column specially designed for minimal vibration, the all-new Indica Vista promises to deliver comfort that is truly unmatched.

CHANGES EXPERIENCE



The interactive **www.indicavista.com** website features helpful tools that help you learn more about the all-new Indica Vista, locate a dealer, and request for a test-drive or a price quote.



Owning the all-new Indica Vista, will instantly grant you membership to the **Tata Motors loyalty program**, with special offers on service and accessories, and a free membership to the Tata Group Empower loyalty program.



The all-new Indica Vista is backed by a new **2-year warranty**, which can be further enhanced by a **2-year extended warranty** and comprehensive annual maintenance contracts, **Value Care** for the first two years and **Gold Club** thereafter.



Finally, like all Tata cars, the all-new Indica Vista is supported by the **2nd largest network** of more than **450 sales points** and **600 service points** which will help you keep your car in perfect condition.

TATA empower Card



CHANGES EVERYTHING

It's a change that dramatically alters the landscape of cars on the road. The Indica Vista's all-new look will turn heads while the technology embedded in it turns driving into a whole new experience. The all-new Indica Vista changes the way you look at compact hatchback cars... and life itself.

Drive the all-new Indica Vista. Discover how it changes everything.

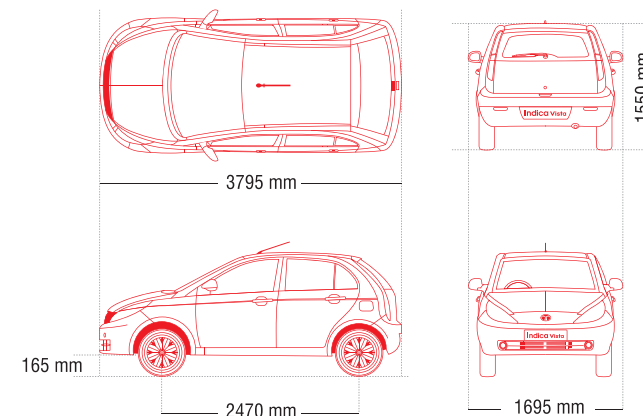


SPECIFICATIONS	SAFIRE	QUADRAJET	TDI
Kerb Weight	1075 Kgs	1140 Kgs	1135 Kgs
Engine Type	1172 cc, 4-Cylinder, Multi Point Fuel Injection	1248 cc, 4-Cylinder, SDE Common Rail Diesel	1405 cc, 4-Cylinder, 475 IDI Turbo Intercooled Diesel
Maximum Engine Output	65 PS @ 5500 rpm	75 PS @ 4000 rpm	71 PS @ 4500 rpm
Maximum Torque	96 Nm @ 3000 rpm	190 Nm @ 1750 rpm	135 Nm @ 2500 rpm
Tyre			
Size	175/70 R13	175/65 R14	175/65 R14
Type		Radial tubeless	
Dimensions			
Length		3795 mm	
Width		1695 mm	
Height		1550 mm	
Wheelbase		2470 mm	
Ground clearance		165 mm	
Seating Capacity		5 persons	
Steering		Power Assisted Rack & Pinion - Hydraulic	
Transmission			
Type		Synchromesh with overdrive	
No. of Gears		5 Forward + 1 Reverse	
Suspension			
Front		Independent; lower wishbone; McPherson Strut with coil spring	
Rear		Semi-independent; twist beam with coil spring and shock absorber	
Brakes			
Type		Vacuum assisted independent dual circuit, diagonal split, hydraulic brake	
Front		Disc brake	
Rear		Drum brake	
Fuel Tank Capacity		37 litres	



ENGINE	TERRA	AQUA	AURA
TDI	✓	✓	
QUADRAJET		✓	✓
SAFIRE	✓	✓	✓

FEATURES	TERRA	AQUA	AURA
EXTERIOR			
Front Fog Lamps		✓	✓
Rear Fog Lamps			✓
High Mounted Stop Lamps	Bulb	Bulb	LED
Body Colour Bumpers	✓	✓	✓
Chrome Plating for Exhaust	✓	✓	✓
Wheel Caps	Half	Full	Full
Door Handles	Black	Black	Body Colour
ORVMs	Black	Black	Body Colour
	(Only on RHS)	(On both sides)	(On both sides)
Rub Rail	Black	Black	Body Colour
External Antenna			✓
INTERIOR			
Seats	Partial Fabric	Full Fabric	Full Fabric
Dashboard	Single Tone	Dual Tone	Dual Tone
		(Gray)	(Beige)
Central Instrument Cluster	✓	✓	✓
RPM Meter (Tachometer)		✓	✓
Gear Shift Knob	Vinyl	Vinyl	Aluminium Paint
Power Windows		Front Doors	All Doors
Rear Windscreen De-mister		✓	✓
COMFORT AND CONVENIENCE			
HVAC	✓	✓	✓
Integrated CD System			✓
3-Spoke Steering Wheel	✓	✓	✓
Hydraulic Power Steering	✓	✓	✓
Tilt-Adjustable Steering	✓	✓	✓
(On QUADRAJET and SAFIRE only)			
Lumbar Support on Front Seats	Fixed	Fixed	2-Way Adjustable
Height-Adjustable Driver's Seat			✓
60:40 Flip & Fold on Rear Seat			✓
Light Intensity Adjustment		✓	✓
for Instrument Cluster			
Pen Holder, Card Holder and Coin Box	✓	✓	✓
(In Glove Box)			
Power Outlet	Front	Front	Front and Rear
Rear Wipers			✓
SECURITY & SAFETY			
Central Locking		✓	✓
3-Point ELR Seat Belt	✓	✓	✓
Warning Buzzers			✓
Child Safety Lock on Rear Doors	✓	✓	✓

DIMENSIONS



COLOURS



Over 602 Service Centres across 353 cities. The 2nd largest service network in India.

For further details, please contact:

