

NEW
**RENAULT TRAFIC
PASSENGER**



APRIL 2021

stylish and powerful

The New Renault TRAFIC Passenger boasts a confident and dynamic look with a greater presence on the road, complemented by a more car-like design. New TRAFIC Passenger has seating for up to 9 and generous luggage space to cater for the needs of large families as well as passenger transport professionals. With a range of 2.0 litre Blue dCi engines all offering fuel-saving Stop & Start technology, the new TRAFIC Passenger complies with the most stringent of Euro 6D-full emissions regulations. Automatic gearboxes are available on both trim levels.





count on space

TRAFIC Passenger makes travelling comfortable. The interior has undergone a significant transformation with an all-new premium design, the latest technology and a spacious feel. Influenced by Renault's range of passenger cars, the sophisticated new interior provides an attractive and comfortable environment for all occupants, with eye-catching details, quality materials and clever practical touches.

comfortable and modular layout

With its completely revamped interior, the horizontal strip emphasises the elegance of the new dashboard. Make the most of on-board connectivity to stay connected with the EASY LINK 8" touchscreen with built-in navigation and Apple CarPlay™ and Android Auto™ smartphone integration. New TRAFIC Passenger can accommodate up to 9 people and their luggage. You can increase the storage area by folding down the 3rd row bench seat or completely removing the 3rd row.

2 front seats



5-seat configuration



8-seat configuration

3 front seats


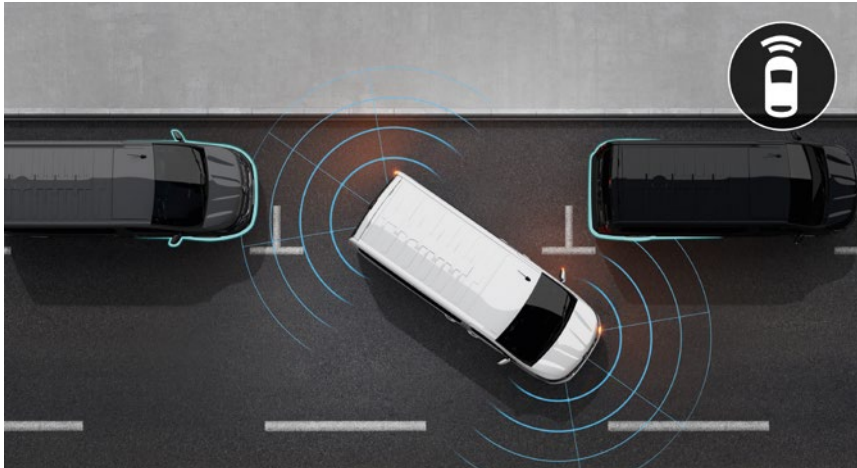


6-seat configuration



9-seat configuration





driving made simple

Drive with complete peace of mind, New TRAFIC Passenger will make your journeys safer. A range of advanced driver assistance systems⁽¹⁾ and safety devices allow you to travel with complete peace of mind and share a more enjoyable ride with your passengers.



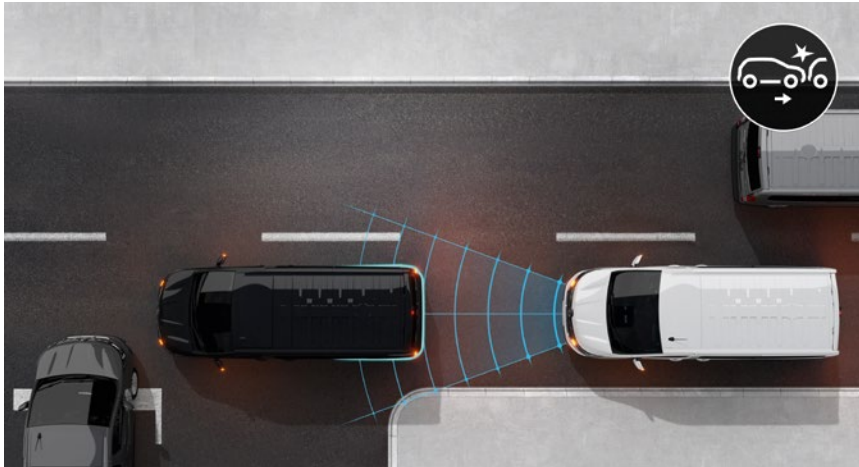
The 360° parking sensors

Front, rear and side sensors warn you of objects using an audible and visual signal. You no longer need to worry about damaging your bodywork (Optional).

Blind Spot Warning

This system warns the driver of vehicles in their blind spot and helps avoid collisions when manoeuvring. The driver is alerted by an LED light being activated in the corresponding door mirror (Optional).

(1) It is your responsibility to stay alert, drive safely and be in control of the vehicle at all times. Driver assist features have speed and other limitations and should not be relied on. For more information, please refer to the owner's manual or contact your local dealer.



an ever safer road

Active Emergency Braking System

This system is able to detect both moving and stationary vehicles. The driver is warned via a visual and audible alert, if the driver doesn't brake or doesn't brake hard enough the system takes control of braking (Optional).

Adaptive cruise control

This allows you to maintain a safe distance from the vehicle in front. The system applies the brakes when this distance is too short and then accelerates once the road is clear again (Optional).

Lane Departure Warning

This system alerts the driver if they cross the central reservation line involuntarily (Optional).

colours

Glacier White^(s)



Magma Red^{(s) (1)}



Urban Grey^(s)



Highland Grey^(M)



Jet Black^(M)



Carmin Red^(M)



Slate Grey^(M)



	Glacier White (369)	Magma Red (NNS)	Urban Grey (KPW)	Jet Black (D68)	Highland Grey (KQA)	Slate Grey (KNA)	Carmin Red (NPF)
Business	•	•	•	○	○	○	○
Sport	•	•	•	•	•	•	•

• = Standard (therefore no cost) ○ = Optional

(s) Solid paint (M) Metallic paint (1) Not available with body coloured bumpers

Every effort has been made to ensure that the information, descriptions, and images were correct at the time of publication however images may not always reflect the exact version selected. It should be noted that limitations on screen do not permit the subtle paintwork shades on this page to be shown with absolute accuracy.

standard features

BUSINESS



Image shown is left-hand drive.



16" 'Siras' wheels



Kompo



Technology

- DAB radio with Bluetooth connectivity, USB socket and AUX input
- 3.5" TFT driver information display
- Key – 3 button folding
- 12v power socket (2nd row)
- 6 speed gearbox with gear shift indicator
- ECO mode button

Interior

- Driver's seat with armrest – height adjustable, lumbar adjustment
- 'Kompo' upholstery
- Electric front windows – driver's side 'one touch' descending
- Interior lighting
- Steering wheel – reach and rake

adjustment

- Dashboard with geometric grain
- Front passenger bench seat
- Closed glove box
- 2nd row of 3 passenger seats, removeable, outer seats with ISOFIX points
- 3rd row of 3 passenger seats, removeable
- Load area protective rubber mat
- Parcel shelf

Exterior

- Full LED headlights with C-shaped DRL
- 16" steel wheel trims
- Door mirrors – heated with electric adjustment and external temperature sensor

- Left and right side loading doors – glazed & glazed rear quarter panels
- Rear tailgate – glazed, heated with rear wipers
- 80-litre fuel tank
- 20-litre AdBlue® tank
- Spare wheel with anti-theft spare wheel holder

Safety and security

- Cruise control and speed limiter
- ESC (Electronic Stability Control) with Hill Start Assist and Grip Xtend
- 2 ISOFIX points for 2nd row, outer seats
- Airbag – driver and front passenger
- Seatbelt reminder – driver and

- passenger
- Seatbelts – 3 point height-adjustable seatbelts with pretensioners and load limiters
- Deadlocking
- ABS with EBD (Electronic Brake force Distribution)
- Remote central locking
- Electronic immobiliser
- Alarm pre-wiring
- Tyre pressure monitoring system
- 4 disc brakes

standard features

SPORT (in addition to BUSINESS)



Image shown is left-hand drive. Dashboard storage is open on right-hand drive.



17" 'Avens' alloy wheels



Java



Technology

- EASY LINK navigation with 8" touchscreen, DAB radio, Bluetooth and USB ports
- Smartphone integration with Android Auto™ and Apple CarPlay™
- Connected navigation services - 3 years included: Google search for places of interest, live traffic info and weather
- Automatic headlights and rain sensitive front wipers
- 4.2" Colour TFT driver information display

Interior

- Manual air conditioning with pollen filter
- Premium dashboard with horizontal grain and chrome styling
- Premium faux leather steering wheel
- 'Java' upholstery
- Full-height interior trim
- Interior LED lighting

Exterior

- Metallic paint
- 17" alloy wheels
- Body coloured front bumper, door rail, rear tail light column and door mirrors, brilliant black, high gloss logo surround and premium chrome grille
- Door mirrors - electric folding
- Extra tinted windows
- Left and right side loading doors - glazed with opening windows


Safety and security

- Rear parking sensors
- 'Driver Attention Alert'
- Front fog lights

upholstery and wheel trims



Kompo



Java



16" 'Siras' steel wheels with large wheel stylers



17" 'Avens' alloy wheels

TYPE OF TYRES

	Summer tyres		All-weather tyres
Tyre/wheel size	205/65 R16	215/60 R17	215/65 R16
Make	Goodyear EfficientGrip Cargo	Goodyear EfficientGrip Cargo	Continental Vanco Four Seasons
Fuel efficiency class	B	B	C
Wet grip class	TBC	TBC	TBC
Exterior noise (dB)	TBC	TBC	TBC

technical specification

	Blue dCi 110	Blue dCi 150	Blue dCi 150 Auto	Blue dCi 170 Auto
Emission control standard			Euro 6D-Full	
Certification cycle			WLTP	
TRANSMISSION				
Gearbox type	Manual Gearbox	Manual Gearbox	Automatic gearbox Dual-clutch	Automatic gearbox Dual-clutch
Number of gears			6	
Stop & Start + Energy Smart Management	Yes	Yes	Yes	Yes
Maintenance interval			25,000 miles / 2 years ⁽¹⁾	
ENGINE				
Capacity (cc)	1997	1997	1997	1997
Type of injection		Common Rail Direct Injection (2500 bar)		
Fuel and tank volume (l)			Diesel - 80	
Number of cylinders			4	
Number of valves			16	
Peak power kW EEC (hp) at rpm	81 (110) at 3,500	110 (150) at 3,500	110 (150) at 3,500	125 (170) at 3,500
Max. torque Nm EEC at rpm	320 at 1,500	350 at 1,500	350 at 1,500	380 at 1,500
PERFORMANCE				
Top speed (mph)	100	110	110	115
0-62 mph (s)	16.5	13.6	11.6	10.6
FUEL CONSUMPTION AND EMISSIONS⁽²⁾				
Combined fuel consumption (mpg) ^{(4)†}	186 - 189	186 - 190	194-195	196-197
WLTP CO ₂ emissions (g/km) ^{(4)†}	39.8 - 39.2	39.8 - 39.2	38.2	37.7
FUEL TANK CAPACITY				
Fuel Tank Capacity (l)			80	
AdBlue® fuel tank capacity ⁽³⁾ (l)			24.7	
BIO-FUEL / HVO				
BIO-fuel type			B7, B10, XTL	
HVO type			HVO100 compliant	
STEERING				
Turning circle between kerbs (m)			Short Wheelbase : 12.4 Long Wheelbase : 13.8	
∅ turning circle between walls (m)			Short Wheelbase : 12.8 Long Wheelbase : 14.3	
BRAKING				
ABS with EBA and EBV/adaptive ESC with ASR	Standard	Standard	Standard	Standard
Front: ventilated discs - Rear: solid discs ∅/width (mm)			296/28 - 280/12	
TYRES				
Tyre/wheel size			Standard: 215/65 R16	

(1) An engine consumes oil for lubrication and to cool its moving parts. It is normal to top the oil up once or several times between two changes. (2) Fuel consumption and CO₂ emissions are certified using a standard, regulated method. It is identical for all manufacturers and allows vehicles to be compared. (3) Actual fuel and AdBlue® consumption depends on vehicle use, equipment, the user's driving style and loading. (4) Depending on engine and trim level. † WLTP figures shown are for comparability purposes; only compare figures with vehicles tested to the same technical procedures. Actual real world driving results may vary depending on factors such as weather conditions, driving styles, vehicle load or any accessories fitted after registration. WLTP is a new test used for fuel consumption and CO₂ figures. Please visit renault.co.uk/configure for WLTP figures for any selected options. ^ All chassis comes with Rustproofing underneath the chassis - Cataphoresis (zinc phosphating paint bath), Mastic sealant & anti-gravel packing, Painting = primer + several layer painting.

†WLTP figures shown are for comparability purposes. Actual real-world driving results may vary depending on factors such as weather conditions, driving styles, vehicle load or any accessories fitted after registration. Depending on options fitted WLTP figures may differ, resulting in a different Vehicle Excise Duty (VED). Please consult with local dealer or refer to www.renault.co.uk/configurator for more information.

TRAFIC Passenger pricing

VERSIONS	WLTP CO ₂ (g/km) [†]	Combined fuel consumption (mpg) [†]	Basic price (£)	VAT 20% (£)	Total retail price (£)*	On the road price*
BUSINESS						
L1H1						
SL28 Blue dCi 110 Business MY21	186	39.8	28,750	5,750	34,500	£36,086
SL28 Blue dCi 150 Business MY21	186	39.8	30,240	6,048	36,288	£37,874
SL28 Blue dCi 150 Auto EDC Business MY21	194	38.2	32,240	6,448	38,688	£40,714
L2H1						
LL30 Blue dCi 110 Business MY21	187	39.8	29,950	5,990	35,940	£37,526
LL30 Blue dCi 150 Business MY21	188	39.2	31,440	6,288	37,728	£39,314
LL30 Blue dCi 150 Auto EDC Business MY21	195	38.2	33,440	6,688	40,128	£42,154
SPORT						
L1H1						
SL28 Blue dCi 110 Sport MY21	188	39.2	31,600	6,320	37,920	£39,506
SL28 Blue dCi 150 Sport MY21	188	39.2	33,090	6,618	39,708	£41,294
SL28 Blue dCi 170 Auto EDC Sport MY21	196	37.7	35,690	7,138	42,828	£44,854
L2H1						
LL30 Blue dCi 110 Sport MY21	189	39.2	32,800	6,560	39,360	£40,946
LL30 Blue dCi 150 Sport MY21	190	39.2	34,290	6,858	41,148	£42,734
LL30 Blue dCi 170 Auto EDC Sport MY21	197	37.7	36,890	7,378	44,268	£46,294

All prices shown are the manufacturer's recommended retail prices. The "On The Road" price includes delivery to the dealer premises, number plates and a four-litre starter pack of AdBlue including funnel. 12 months government road fund licence (depending on CO₂ emissions) and the First Registration Fee of £55. Other goods or services supplied by agreement between the customer and the dealer are not included. †WLTP figures shown are for comparability purposes. Actual real-world driving results may vary depending on factors such as weather conditions, driving styles, vehicle load or any accessories fitted after registration. Depending on options fitted WLTP figures may differ, resulting in a different Vehicle Excise Duty (VED). Please consult with local dealer or refer to www.renault.co.uk/configurator for more information.

TRAFIC Passenger options


	Business		Sport		BASIC PRICE	VAT	TOTAL RETAIL PRICE
	SWB	LWB	SWB	LWB			
CONNECTIVITY							
Technology Pack 1 EASY LINK navigation with 8" touchscreen, DAB radio, Bluetooth, USB ports and compatible with Apple CarPlay™ & Android Auto™ Connected navigation services - 3 years included: Google search for places of interest, live traffic info and weather Wireless smartphone charger Hands-free key card with push button stop/start function	○	○	-	-	£990	£198	£1,188
Technology Pack 2 Wireless smartphone charger Hands-free key card with push button stop/start function*	○	○	○	○	£220	£44	£264
Additional key (third)	○	○	○	○	£55	£11	£66
Battery interface	○	○	○	○	£50	£10	£60
Conversion interface box	○	○	○	○	£150	£30	£180
EASY CONNECT dongle - adapter for fleet connectivity services	○	○	○	○	£200	£40	£240
EASY LINK navigation with 8" touchscreen, DAB radio, Bluetooth, USB ports and compatible with Apple CarPlay™ & Android Auto™ Connected navigation services - 3 years included: Google search for places of interest, live traffic info and weather	○	○	●	●	£800	£160	£960
Hands-free keycard with push button stop/start function	○	○	○	○	£150	£30	£180
Wireless smartphone charger	○	○	○	○	£100	£20	£120
COMFORT & CONVENIENCE							
Comfort Pack 1 ⁽¹⁾ Heated driver's seat with non-heated passenger 2 seat bench or Heated driver's and heated passenger seat ⁽²⁾ Manual air conditioning with pollen filter (front only) Door mirrors - electric folding	○	○	-	-	£990	£198	£1,188
Comfort Pack 2 ⁽¹⁾ Heated driver's seat with non-heated passenger 2 seat bench or Heated driver's and heated passenger seat ⁽²⁾ Manual air conditioning with pollen filter (front & rear)	○	○	○	○	£1,450	£290	£1,740
Wheelchair Accessible Vehicle Pack 1 ⁽³⁾ Wheelchair accessible conversion	○	○	-	-	£5,990	£1,198	£7,188
Wheelchair Accessible Vehicle Pack 2 ⁽³⁾ Wheelchair accessible conversion Remove 3rd row of seats	○	○	-	-	£5,690	£1,138	£6,828
Wheelchair Accessible Vehicle Pack 3 ⁽³⁾ Wheelchair accessible conversion Includes a single side-folding seat (left-hand side) 3rd row without 3rd row of seats	○	○	-	-	£6,990	£1,398	£8,388
Delete third row of passenger seats (turns the vehicle into a 6 seater)	○	○	○	○	No cost option		
Door mirrors - electric folding	○	○	●	●	£50	£10	£60
Heated driver's seat with non heated passenger 2 seat bench ⁽¹⁾	○	○	○	○	£200	£40	£240
Heated driver's and heated passenger seat ⁽¹⁾⁽²⁾	○	○	○	○	£200	£40	£240
Left and right side loading doors - glazed with opening windows	○	○	●	●	£100	£20	£120
Manual air conditioning with pollen filter	○	○	●	●	£850	£170	£1,020
Manual air conditioning with pollen filter (front & rear)	○	○	○	○	£1,325	£265	£1,590
	£1,325.00		£575.00		£575	£115	£690
Manual air conditioning with pollen filter (front & rear) with additional rear heater	○	○	○	○	£1,495	£299	£1,794
	£1,495.00		£745.00		£745	£149	£894
Passenger's seat - height and lumbar adjustment with armrest (turns the vehicle into an 8 seater)	○	○	○	○	No cost option		
Rear door ladder with roof rack and walkway ⁽⁴⁾	○	○	○	○	£2,000	£400	£2,400
Rear door ladder with roof rack ⁽⁴⁾	○	○	○	○	£1,800	£360	£2,160
Rear doors - glazed, 180°, with rear wipers and rear heated window	○	○	○	○	No cost option		

	Business		Sport		BASIC PRICE	VAT	TOTAL RETAIL PRICE
	SWB	LWB	SWB	LWB			
DRIVER ASSISTANCE & SAFETY							
Advanced Driver Assist Pack 1 ^{(5) (6) (7) (8) (9) (10) (11)}							
Active Emergency Braking System							
Over Speed Prevention							
Blind Spot Warning	o	o	o	o	£1,320	£264	£1,584
Lane Departure Warning							
Automatic high-beam							
Adaptive Cruise Control							
Advanced Driver Assist Pack 2 ^{(6) (7) (9) (10)}							
Active Emergency Braking System							
Over Speed Prevention							
Blind Spot Warning	o	o	o	o	£1,220	£244	£1,464
Lane Departure Warning							
Automatic high-beam							
Advanced Driver Assist Pack 3 ^{(5) (7) (8) (11)}							
Active Emergency Braking System	o	o	o	o	£500	£100	£600
Adaptive Cruise Control							
Parking Pack ^{(7) (10)}							
360° parking sensors with rear parking camera	o	o	o	o	£745	£149	£894
Safety Pack ⁽⁷⁾							
Automatic high-beam	o	o	o	o	£220	£44	£264
Traffic Sign Recognition							
Visibility Pack							
Automatic headlights and rain sensitive front wipers	o	o	●	●	£270	£54	£324
Front fog lights							
360° parking sensors – front, rear and lateral ultra-sonic sensors ^{(7) (16)}	o	o	o	o	£470	£94	£564
4.2" TFT colour driver information display	o	o	●	●	£50	£10	£60
Active Emergency Braking System ⁽⁷⁾	o	o	o	o	£450	£90	£540
Airbag – front lateral, curtain ⁽¹²⁾	o	o	o	o	£440	£88	£528
Alarm – volumetric and perimeter (Thatcham approved – category 1)	o	o	o	o	£500	£100	£600
All-weather tyres ⁽¹³⁾	o	o	o	o	£200	£40	£240
Auto dimming rear view mirror	-	-	o	o	£50	£10	£60
Automatic high-beam ⁽⁷⁾	o	o	o	o	£120	£24	£144
Blind Spot Warning ^{(6) (9)}	o	o	o	o	£100	£20	£120
Driver Attention Alert ⁽¹⁴⁾	o	o	●	●	£150	£30	£180
E-Call – automated emergency call ^{(10) (15)}	o	o	o	o	£50	£10	£60
Engine speed limiter (56mph/90kmh OR 62mph/100kmh OR 68mph/110kmh)	o	o	o	o	£65	£13	£78
Lane Departure Warning ⁽⁷⁾	o	o	o	o	£500	£100	£600
Over Speed Prevention ^{(7) (10)}	o	o	o	o	£150	£30	£180
Rear parking sensors	o	o	●	●	£220	£44	£264
Rear parking camera ^{(10) (14)}	o	o	o	o	£375	£75	£450
Tow bar	o	o	o	o	£340	£68	£408
Traffic Sign Recognition ⁽⁷⁾	o	o	o	o	£150	£30	£180
Tyre repair kit ⁽¹⁷⁾	o	o	o	o			No cost option
STYLE							
Look Pack							
Extra tinted windows	o	o	-	-	£900	£180	£1,080
Premium faux leather steering wheel							
17" alloy wheels							
17" alloy wheels	o	o	●	●	£750	£150	£900
Body-coloured bumper, side mouldings ^{(18) (19)}	o	o	o	o	£700	£140	£840
Metallic paint	o	o	●	●	£500	£100	£600
Premium faux leather steering wheel	o	o	●	●	£50	£10	£60



(1) Must be taken with front lateral airbag. (2) Must be taken with a single passenger seat. (3) Not available with tow bar. (4) Not available with rear tailgate. (5) Must be taken with hands-free key card. (6) Must be taken with 360° parking sensors. (7) Must be taken with 4.2" TFT colour driver information display. (8) Must be taken with premium faux leather steering wheel. (9) Must be taken with door mirrors – electric folding. (10) Must be taken with EASY LINK navigation. (11) Adaptive cruise control is only available on 150 manual versions from April 2021 and 170 automatic versions from October 2021. (12) Lateral airbags not compatible with passenger bench seat – curtain airbag only. (13) Must be taken with 16" 'Delos' wheels trims. (14) Must be taken with rear parking sensors or 360° parking sensors. (15) Available from October 2021. (16) Must be ordered with rear parking camera when taken with EASY LINK navigation. (17) Replaces spare wheel. (18) Not available on Urban Grey, Cumulus Blue or Magma Red. (19) Must be taken with Visibility Pack.

Continue the Renault TRAFIC Passenger experience
at www.renault.co.uk

ALTHOUGH EVERY EFFORT HAS BEEN MADE TO ENSURE THAT THE INFORMATION CONTAINED WITHIN THIS BROCHURE IS AS ACCURATE AND UP TO DATE AS POSSIBLE, RENAULT U.K. RESERVES THE RIGHT TO MODIFY ITS MODELS WITHOUT NOTICE, INCLUDING THEIR CHARACTERISTICS, SPECIFICATIONS, EQUIPMENT AND ACCESSORIES. BROCHURES INEVITABLY BECOME OUT OF DATE OR INACCURATE IN SOME RESPECTS, IN THAT SUCH CHARACTERISTICS, SPECIFICATIONS EQUIPMENT, OR ACCESSORIES MAY BE CHANGED AFTER THE PUBLICATION DATE GIVEN BELOW AND CAN DIFFER FROM THE DESCRIPTIONS GIVEN OR THE PHOTOS DISPLAYED. IT IS THEREFORE NECESSARY TO CHECK WITH YOUR RENAULT DEALER BEFORE PURCHASING ANY PRODUCT THAT THE CHARACTERISTICS, SPECIFICATIONS, EQUIPMENT OR ACCESSORIES OF THE VEHICLE ON ORDER ARE AS ADVERTISED.

 Prodigious PHOTO CREDITS: © Renault Marketing 3D-Commerce, Getty Images, A. Taquet – APRIL 2021.

RENAULT RECOMMENDS 

   RENAULT.CO.UK