

XPANDER



**MITSUBISHI
MOTORS**
Drive your Ambition



XPANDER CROSS

EXTRA STYLE

With its new robust exterior design that evokes extra confidence, the XPANDER Cross is ready to make a bold statement on the road.



NEW Front Grille, Bumper Design, & LED Headlamps



NEW Fender Arch & Side Body Molding



NEW 17" Two-Tone Alloy Wheel Design



NEW Roof Rails & Shark Fin Antenna




NEW Rear Garnish & LED Combination Tail Lamps

GENUINE ACCESSORIES



Side Garnish
(MZ336050)



Fender Garnish
(MZ336061)



Tailgate Garnish
(MZ336049)



Engine Hood Emblem
(Black - MZ336057) / (Silver - MZ336056)



Fuel Lid Garnish
(MZ336058)



Scuff Plate
(MZ336060)

EXTRA SPACE & COMFORT

INTERIOR
WIDTH:
1,411 mm

INTERIOR LENGTH:
2,840 mm

Fit everyone and everything inside! The XPANDER Cross gives you extra room and comfort for up to 7 people while its **versatile cargo configuration** provides space for items of various shapes and sizes. Together with its **new dual-tone leather seats** and **ergonomic dashboard**, you are definitely up for a smooth and comfortable ride.



Versatile Cargo Configuration



Ample Storage Space



Power outlets in all 3 rows



Keyless Operation System



Tilt-and-Telescopic Adjustable
Steering Wheel

EXTRA ADVENTURES

With the XPANDER Cross' powerful 1.5L In-Line 4 DOHC 16-Valve with MIVEC Engine, impressive fuel efficiency and high ground clearance, there's no stopping you from making extra exciting experiences.



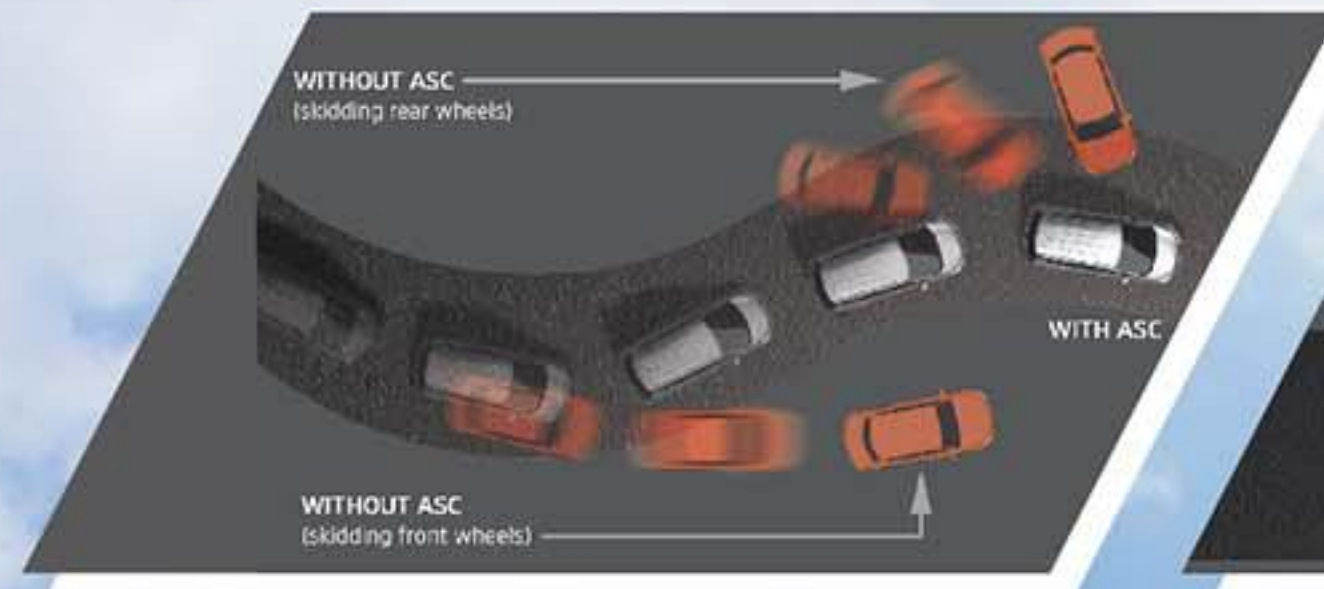
22.9 KM. LITER 

BEST-IN-CLASS

(XPANDER GLS, GLX Plus, & GLX)


GLOBAL STANDARD SAFETY

Live extra with no worries as the XPANDER is equipped with an array of safety features to protect you and your passengers.




ACTIVE STABILITY CONTROL [ASC]

Engine output is adjusted and brakes are automatically applied to prevent wheels from skidding during adverse conditions or emergency maneuvers.



ANTI-LOCK BRAKING SYSTEM [ABS]

Helps keep the driver in control of the vehicle when braking on slippery surfaces by preventing the wheels from locking up.



EMERGENCY STOP SIGNAL SYSTEM [ESS]

When the driver brakes hard or activates the ABS, the hazard lamps automatically flash to help prevent a rear end collision.



RISE [Reinforced Impact Safety Evolution] BODY

Minimizes cabin deformation while dispersing the force of a collision away from the cabin to effectively protect occupants.



HILL START ASSIST [HSA]

Prevents the vehicle from rolling backwards when starting on a steep slope by automatically maintaining the brakes as the driver moves his foot to the accelerator.



XPANDER



NEW Front Grille Design & LED Headlamps



NEW 16" Two-Tone Alloy Wheel Design



NEW Shark Fin Antenna

XPANDER SPECIFICATIONS

DIMENSIONS		XPANDER Cross	GLS	GLX Plus	GLX
		4-Speed A/T			5-Speed M/T
Overall Length	(mm)	4,500	4,475		
Overall Width	(mm)	1,800	1,750		
Overall Height	(mm)	1,750	1,700		1,695
Wheelbase	(mm)	2,775			
Tread (Front / Rear)	(mm)	1,520 / 1,510			
Interior Length (max.)	(mm)	2,840			
Interior Width (max.)	(mm)	1,411			
Cargo Room Length (max.)	(mm)	1,754 (2nd and 3rd row seats are folded)			
Cargo Room Width	(mm)	1,057			
Cargo Room Height	(mm)	880			
Min. Ground Clearance	(mm)	225	205		200
Gross Weight	(kg)	1,840	1,790		
Curb Weight	(kg)	1,275	1,240	1,235	1,220
Seating Capacity	(pax)	7 passengers			
Fuel Tank Capacity	(L)	45			
PERFORMANCE					
Minimum Turning Radius	(m)	5.2			
ENGINE					
Model and Type		(4A91) 1.5L In-Line 4 DOHC 16-Valve with MIVEC			
Fuel System		Electronic Controlled Injection-Multi Point Injection (ECI-MULTI)			
Engine Push Start System		Equipped		Not Equipped	
Displacement	(cc)	1,499			
Bore x Stroke	(mm)	75 x 84.8			
Compression Ratio		10:1			
Max. Power	(Ps (HP) / rpm)	104.5 (103) / 6,000			
Max. Torque	(Nm / rpm)	141 (14.38) / 4,000			
TRANSMISSION					
Type		4-Speed A/T			5-Speed M/T
Gear Ratio	1st	2.875			3.818
	2nd	1.568			2.055
	3rd	1.000			1.333
	4th	0.697			0.969
	5th	-			0.717
	Reverse	2.300			3.500
Final Gear Ratio		4.375			4.812
SUSPENSION					
Front		MacPherson Strut with Coil Spring and Stabilizer			
Rear		Torsion Beam			

XPANDER COLOR OPTIONS



Sunrise Orange
(XPANDER Cross)



Quartz White Pearl
(XPANDER Cross & GLS)



Red Metallic
(XPANDER GLS)



Jet Black Mica
(XPANDER GLX Plus & GLX)



Sterling Silver Metallic



Graphite Gray

Color, photos and specifications may vary from actual unit • Specifications may change without prior notice

		XPANDER Cross	GLS	GLX Plus	GLX	
BRAKES		4-Speed A/T			5-Speed M/T	
Front		15" Ventilated Discs				
Rear		9" Leading and Trailing Drums				
Vacuum Brake Booster		10" Master Vacuum				
TIRES AND WHEELS						
Tires		205/55 R17	205/55 R16		185/65 R15	
Wheels		17" x 6.5J Two-Tone Alloy	16" x 6.5J Two-Tone Alloy		15" x 5.5J Alloy	
STEERING						
Gear Type		Rack and Pinion				
Power Steering		Equipped (Electronic-Type)				
Steering Wheel		3-spoke Leather-Wrapped with Brown Stitch	3-Spoke Leather-Wrapped with Chrome and Gloss Black Accent	3-Spoke Urethane with Silver Accent		
Audio Controls		Equipped				
Cruise Controls		Equipped				
Tilt Steering		Equipped				
Telescopic Steering		Equipped				
MULTIMEDIA SYSTEM		XPANDER Cross & GLS		GLX Plus	GLX	
Type		2-DIN 7" Touch Screen Capacitive Discharge Monitor, Tuner, MP3 Player, USB, iPod-ready, Aux-in, Bluetooth with Mirror Link Feature (Android OS with Amber Color Display)		2-DIN 6.9" Touch Screen Capacitive Discharge Monitor, Tuner, MP3 Player, USB, iPod-ready, Aux-in, Bluetooth with Mirror Link Feature (WinCE OS)	2-DIN, Tuner, USB iPod-ready, and Aux-in	
GPS Navigation		Equipped				Not Equipped
Speakers		6 (Including 2 Tweeters)			4	
Antenna		Shark Fin				
SAFETY		XPANDER Cross	GLS	GLX Plus	GLX	
Front SRS Airbags		Driver	Equipped			
		Passenger	Equipped			
Seatbelts		Front	3 pt. ELR with Pretensioner			
		2nd Row	3 pt. ELR x 3			
		3rd Row	3 pt. ELR x 2			
Active Stability Control (ASC)		Equipped	Not Equipped			
Traction Control		Equipped	Not Equipped			
Hill Start Assist (HSA)		Equipped	Not Equipped			
Anti-lock Braking System (ABS)		Equipped				
Electronic Brakeforce Distribution (EBD)		Equipped				
ISO-Fix		Equipped				
Tether Anchors		Equipped				
Emergency Stop Signal (ESS)		Equipped				

ON QUALITY:

We seek excellence in our products and services and recognize that customer satisfaction is the essence of our mission.

www.mitsubishi-motors.com.ph

[MitsubishiMotorsPH](https://www.facebook.com/MitsubishiMotorsPH)

[@mitsubishimotorsph](https://www.instagram.com/mitsubishimotorsph)

