

# LANCIA SCORPION

The Scorpion. Bold, unmistakable. Dominating the sports car horizon with engineering advancements and aggressive styling. From the studios of famed designer Pininfarina, a design executed by Italian coachbuilders and complemented by Lancia's engineering ingenuity. Scorpion. The most dynamic personal sports car on the road.







# LANCIA SCORPION

Lancia Scorpion. The mid-engine open-roof sports car from Lancia, World Rally Champions. Scorpion's performance is the result of lessons learned in Lancia victories at LeMans . . . in the Mille Miglia . . . the Targa Florio . . . at Monte Carlo. By competing in the world's longest, most grueling motor-sports events, Lancia has developed fast, responsive, rugged automobiles.










The Scorpion cockpit is impeccably appointed with leather bucket seats, cut-pile carpeting and full instrumentation. A unique sliding roof panel lets in the sky, while underneath, Lancia's brilliant 70 year heritage is working. Scorpion reacts with responsive direct-action rack-and-pinion steering, four-wheel disc brakes for stopping power, and a taut four-wheel



independent suspension evolved from competition experience. Best of all, Scorpion carries the nameplate of a truly singular car and the pride of ownership that goes with it.







## SPECIFICATIONS:

**Body/Frame**—Unitized construction, electrically welded. Reinforced longitudinal stress members. Rigid passenger compartment featuring controlled crushability of front and rear bodywork sections. Five coats of paint; phosphating coat; anti-rust coat (electrophoresis); primer coat; pigment undercoat; high-gloss enamel finishing coat. Wheelbase: 90.55" Front track: 55.59". Rear track: 57.32."

**Engine**—Mid-engine, transversely mounted and canted 20° to the rear. Twin overhead cam inline 4. Water cooled. Vertical dual barrel downdraft carburetor. Displacement: 1756 cc. (107.13 cu. in.). Compression ratio: 8.0 to 1. Bore and stroke: 84mm. x 79.2 mm. (3.31 x 3.12"). Exhaust emission control system.

**Clutch**—Single dry plate.

**Transmission**—Five speeds forward plus reverse. Fully synchromeshed in all forward gears. Console mounted stick shift.

**Gear Ratios**—1st: 3.75. 2nd: 2.235. 3rd: 1.522. 4th: 1.152. 5th: 0.925. Reverse: 3.071.

**Differential Ratio**—3.928.

**Drive**—Through the rear wheels by axle shafts connected to differential and to wheels through constant velocity ball joints.

**Front Suspension**—Independent. Struts incorporating shock absorbers, coil springs and rubber buffers. Stabilizer bar. Lifetime lubrication.

**Rear Suspension**—Independent. Struts incorporating shock absorbers, coil springs and rubber buffers. Stabilizer bar also acting as longitudinal reaction bar.

**Steering**—Direct acting rack and pinion. Steering linkage joints are lifetime lubricated. Turns in 34.28" diameter.

**Brakes**—Power assisted, disc brakes on all four wheels. Twin master cylinder. Mechanical parking brake.

**Wheels and Tires**—Light alloy disc wheels. Rim size: 5½ J x 13" 185/70 SR x 13 radial ply tires.

**Electrical**—12-volt system. 750-Watt Alternator. 45 Amp/hr. battery.

**Instrumentation**—Speedometer with trip recording odometer, electronic tachometer, battery charge warning light, fuel gauge with reserve indicator, oil pressure gauge with warning light, coolant temperature gauge with warning light, brake fluid low level and front friction pad wear warning lights, parking brake warning light, directional signals. Electronic clock. Windshield wiper switch, outer marker master light switch, panel light switch. Dual spray nozzle and synchronous wiper operation.

**Ventilation and Heating System**—Air intake on hood. Air outlets with flow-direction controls are mounted in dash and console. Hot water heater. Two speed heater fan. Warm air defrosting provided for windshield. Electric rear window defogger. Flow-through ventilation

**Fuel Tank**—15 gallons.

**Exterior Dimensions and Weight**—Overall length: 156.10" Height: 46.85" Width: 66.77" Curb weight: 2,370 lbs.

LANCIA  
SCORPION

This is it. Scorpion. The extraordinary sports machine that's upstaging other imported classics. The Pininfarina designed, mid-engine Scorpion extends the driver's control with highly responsive rack and pinion steering and five-speed fully synchronized transmission for a perfectly exhilarating ride. All of Lancia's legendary racing experience has gone into making this a unique sports car. The Lancia Scorpion. See it now. Experience the driving difference. Discover why it's the intelligent alternative to overpriced and ordinary cars.



The intelligent alternative.

LANCIA OF AMERICA  
Division of Fiat Motors of North America, Inc.

The specifications on this sheet are given as general information and are not binding. Fiat Motors of North America, Inc. reserves the right to effect at any time without prior notice, those alterations to parts, fittings and accessory equipment which they deem necessary for any reason whatsoever. Some features of cars shown may be optional equipment and should not be construed as standard equipment.