



TELLURIDE

KIA



"I WANT ADVENTURES THAT END ON A HIGH NOTE."

Rugged capability. That's what we all expect from a full-size SUV. The all-new Kia Telluride is an all-access, all-weather SUV that seats up to eight in roomy luxury. It's also smart about navigating all types of road and weather conditions. Dial into the Snow mode and upshifts will come sooner, so your wheels don't spin out. Or get more rear-wheel kick with Sport mode. In day-to-day driving or out in the elements, the Telluride masters the terrain. If you're ready to go big, read on.





A POWER REAR LIFTGATE offers easy access to class-leading cargo space. Seats fold flat to fit big items. Ample TOWING CAPACITY gives you extra sport and utility choices, and the SELF-LEVELING REAR SUSPENSION automatically adjusts ride height according to vehicle load for greater stability. TRAILER STABILITY ASSIST detects trailer oscillation and corrects swing through torque reduction, individual wheel braking, or both.



IT'S ABOUT WHAT YOU BRING TO THE JOURNEY

The Telluride offers you more ways to bring your gear and your companions along for the trip, as well as the technology to help you stay in control and out of trouble. While the safety and stability features are working non-stop behind the scenes, dynamic performance features make the drive itself as relaxed or as invigorating as you desire.



OUTWARDLY CALM INWARDLY SERENE

Advanced engineered helps keep the ride smooth and the driver confident. Four-wheel independent suspension, with multiple shock-reduction dampers and vertical rear shock absorbers, help isolate the quiet cabin from bumps and vibrations. An exceptionally rigid body, paired with agile, responsive steering, helps make the Telluride nimble to maneuver. And as problems pop up out in the real world, the ADAS and stability control processors help eliminate them in real time.

DRIVE MODES AND AWD

During normal driving, the drive mode determines how power is distributed. Eco and Smart modes utilize front-wheel drive. Comfort and Snow modes deliver a portion of the drive to the rear wheels. Sport mode sends even more power to the rear wheels for spirited driving. To help maintain consistent control, AWD processors adjust torque flow to each wheel based on road conditions and driver input, including turning and braking.





8-SPEED TRANSMISSION
A durable 8-speed automatic transmission with coasting control works in harmony with the engine and the available AWD system to deliver smooth shifts and gear selections that best match the driving conditions.

LAMBDA 3.8 V6 GDI ENGINE
The 3.8-liter, Atkinson-cycle V6 generates up to 295 ps, with peak torque of 36.2 kg/m. Outstanding fuel economy is achieved because CVT is engaged over a wider range of engine speeds.



JUST THE RIGHT MIX OF FORCE AND FINESSE

The Telluride gives you the power to join rushing traffic, or to escape from civilization completely and conquer rugged back roads. And it does it so efficiently that you can go a long way between refueling stops. There's even enough power to pull a boat trailer with confidence, so adventures can continue from the water's edge.



ELEGANTLY SIMPLE INSTRUMENTATION

Drivers will indulge themselves in the polished and controlled design of the comfortable cockpit. The horizontal arrangement of instruments and design elements, including a floating AVN screen, is clean and uncluttered. Wood-pattern trim provides a clubhouse feel, while the sculpted handles of the console hint at the heart-pounding adventures that lie ahead.

10.25" TFT LCD DISPLAY

Above the center console, the 10.25" high-resolution display presents data for navigation, audio, rear view monitor and parking guidance. The customizable screen can be split into two views at once, and you can pinch zoom in and out on maps.

USB CHARGE PORTS IN EVERY ROW

The Telluride features six USB charging ports, with two in-seat ports available in every row.

WIRELESS SMARTPHONE CHARGING

The charging pad at the front of the center console allows you to charge a compatible mobile phone wirelessly. An audible alert lets you know if you've left the phone behind.

SOLID AND SUMPTUOUS DESIGN

Both rugged and welcoming, the Telluride's interior features sturdy trim elements and brushed metal and matte-finished wood accents that provide a subtle yet tasteful contrast to the soft Nappa leather upholstery. Indirect mood lighting from under the dash trim adds a relaxed ambience after dark.



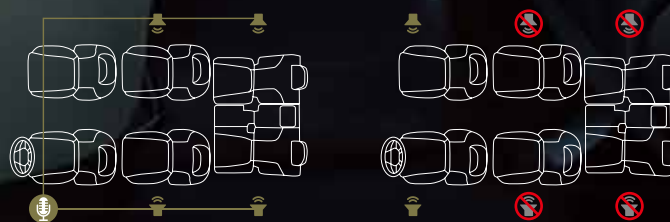


EASY-ACCESS REAR SEATING

Telluride makes it easy to get in and out of the third row of seats. Access is particularly manageable thanks to reclining, second-row captain's chair seats (shown) that fold and slide forward at the push of a button. In fact, both rear seat rows fold flat, and even recline, together or split, at the touch of a button. There are also ISOFIX anchors for up to two child seats.

DRIVER TALK MODE / QUIET MODE

The audio system's in-car Driver Talk intercom lets the driver speak with back-seat passengers without the need to shout or turn around. To facilitate naps or discussions in back rows, Quiet Mode switches the audio system from full-interior sound to a reduced-volume, front-seat only mode.



YOUR OWN WIDE-OPEN SPACE

Telluride's spacious interior seats seven or eight comfortably in three rows of reclining seats with unmatched legroom. The firm, comfortable seats are trimmed with double-stitched, quilted and extra-padded Nappa leather upholstery. A dual sunroof, with a sliding front section, brings light and fresh breezes to every seat.



DRIVE WISE

LANE-SENSING TECHNOLOGIES

When the turn signals are on, BLIND-SPOT VIEW MONITOR (BVM) gives you a live feed of your blind spots on the instrument cluster screen, and includes visual alerts. If you start to change lanes while an object is detected, BLIND-SPOT COLLISION-AVOIDANCE ASSIST-REAR (BCA-R) can help maintain your previous course. A center SURROUND VIEW MONITOR (SVM) offers a zoomable overhead representation of your vehicle and its surroundings.



TECHNOLOGY THAT EVERYONE CAN LIVE WITH

Kia's DRIVE WISE is a robust technology platform that makes driving safer and less stressful by employing the latest sensing, processing and display technology to improve how you interact with your vehicle, with traffic, and with the world around you. The Telluride is a showcase for these advances, with features that help you stay aware of your surroundings, and even take decisive actions to protect you.

SAFE EXIT ASSIST (SEA)

Using radar, SEA detects cars approaching from the rear and cautions passengers who may intend to exit the vehicle. SEA will even override a driver's Electronic Child Safety Lock settings to keep the rear doors locked until the approaching vehicle has passed.

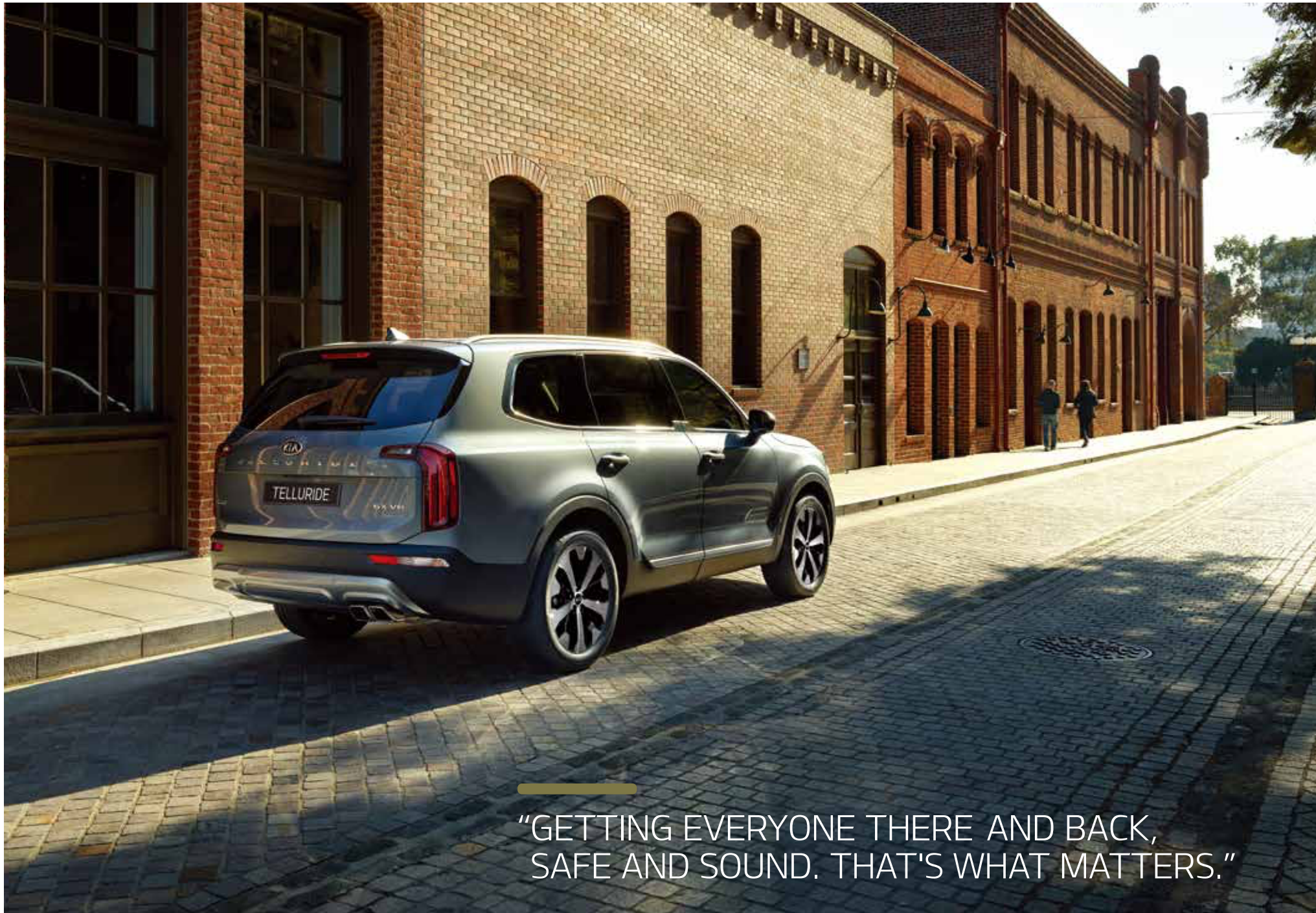
HEAD UP DISPLAY (HUD)

To allow the driver to see key information while continuously watching the road, HUD projects an image on the windshield itself. Equivalent to a 9.7-inch screen, it shows vehicle speed, driving and safety alerts, and navigation cues, with LCD sharpness.

FORWARD COLLISION-AVOIDANCE ASSIST (FCA)

When the risk of a frontal collision is detected, the driver is warned and, if necessary, FCA with Pedestrian Detection may actually apply the brakes to help reduce or prevent damage or injury from a possible impact.





“GETTING EVERYONE THERE AND BACK,
SAFE AND SOUND. THAT'S WHAT MATTERS.”



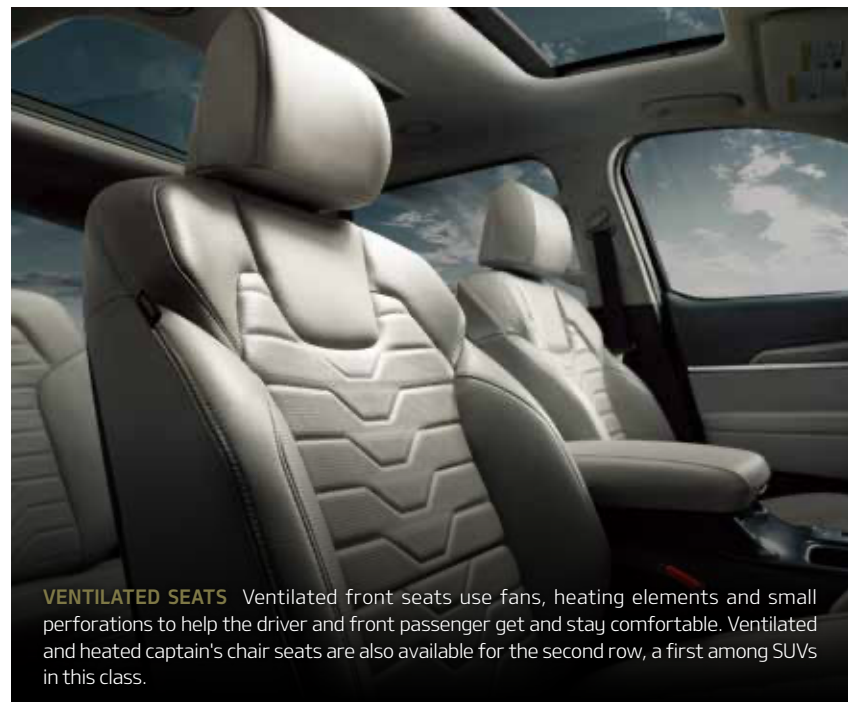
ELECTRONIC PARKING BRAKE WITH AUTO HOLD The Electronic Parking Brake features Auto Hold, operated by a button on the center console behind the gear selector. The hold feature is especially useful when waiting on a steep incline. It will prevent the vehicle from rolling back as you wait to proceed.



HARMAN KARDON SOUND SYSTEM The Harman Kardon premium sound system transforms a ride in the spacious Telluride cabin into an auditory adventure. Its external amplifier drives 12 precisely positioned speakers, including an OCS-type subwoofer that generates bass output markedly superior to that of a conventional enclosed subwoofer.



ROOF-MOUNTED REAR CLIMATE CONTROL AND 360° VENTS First-in-class roof-mounted rear-seat climate controls let people in the second row adjust the temperature, strength, direction, and mode of airflow that reaches them. Diffusible 360° air vents in the roof let rear passengers stop, reduce or redirect airflow.

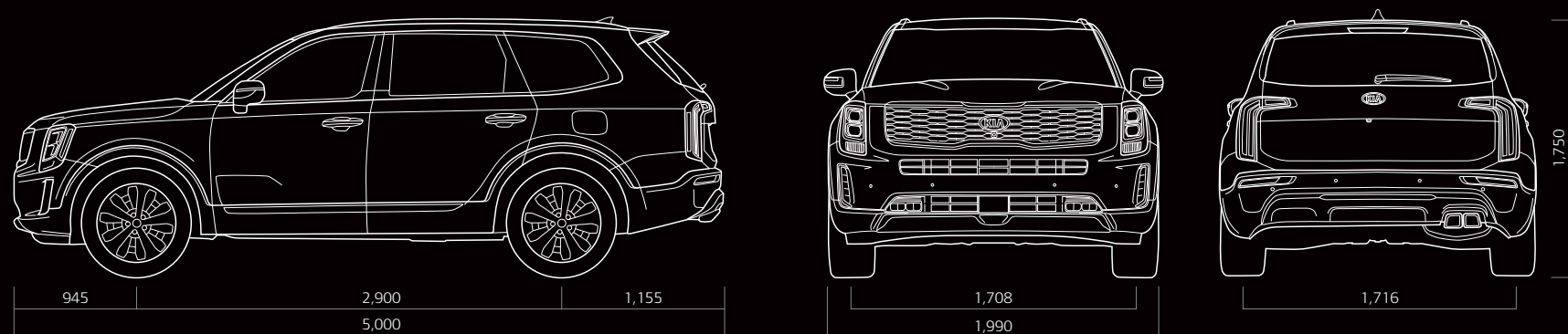


VENTILATED SEATS Ventilated front seats use fans, heating elements and small perforations to help the driver and front passenger get and stay comfortable. Ventilated and heated captain's chair seats are also available for the second row, a first among SUVs in this class.


TECHNICAL SPECIFICATIONS

		Lambda 3.8 V6 GDi engine		
Dimensions	Exterior (mm)	Overall length x width x height	5,000 x 1,990 x 1,750	
		Wheelbase	2,900	
		Overhang	Front 945 Rear 1,155	
	Headroom	1st	1,042	
		2nd	1,022	
		3rd	969	
	Interior (mm)	Legroom (mm) [] : Max.	1st	1,052 [1,120]
			2nd	1,077
			3rd	798
	Shoulder room (mm)	1st	1,565	
2nd		1,556		
3rd		1,404		
Engine	Engine type	DOHC with Dual CVVT		
	Displacement (cc)	3,778		
	Max. power (ps/rpm)	295/6,000		
	Max. torque (kg·m/rpm)	36.2/5,200		
Transmission	8-speed A/T			
Suspension	Front / Rear	McPherson Strut / Multi-link		
Fuel tank (liter)	71			
Tires	245/60R 18, 245/50R 20			

DIMENSIONS (mm)



BODY COLORS



Snow White Pearl
(SWP)

Sparkling Silver
(KCS)

Everasting Gray
(ERG)

Gravity Gray
(KDG)

Dark Moss
(GMS)

Sangria Red
(M2R)

Black Copper
(BCP)

Ebony Black
(EB)

All information contained herein was based upon the latest available information at the time of printing. Descriptions are believed to be correct, and Kia Motors Corporation makes every effort to ensure accuracy, however accuracy cannot be guaranteed. From time to time, Kia Motors Corporation may need to update or make changes to the vehicle features and other vehicle information found in this brochure. Some vehicles shown include optional equipment that may not be available in some regions. All video and camera screens shown are simulated. Kia Motors Corporation, by the publication and dissemination of this material, does not create any warranties, either expressed or implied, for any Kia products. Contact your local Kia dealer for the most current information.

© 2019 Kia Motors Corporation. Reproduction of the contents of this material without the permission of Kia Motors Corporation is prohibited.



Kia Motors Corporation
www.kia.com

1903-DC-KM/GE-LHD

The Power to Surprise

Kia is the newest and most exciting force of change in the automotive world and we are ready to change the way you feel and think about driving. More than just a promise, we are committed to making driving a true pleasure for customers across the globe. With youthful and dynamic styling and the latest in advanced technologies, Kia cars are turning heads the world over with the power to surprise. From the Picanto to the Telluride, Kia offers a full lineup of sedans, SUVs and MPVs that are not only practical and stylish but downright exhilarating to drive. Keep your eyes on Kia because our best has yet to come.

About Kia Motors Corporation

Kia Motors (www.kia.com) is a maker of world-class quality vehicles for the young-at-heart. Founded in 1944, Kia today sells around 3 million vehicles a year in 190 countries, with more than 52,000 employees worldwide, annual revenues of over US\$49 billion and manufacturing facilities in five countries. Kia is the major sponsor of the Australian Open, official automotive partner of FIFA, official partner of the UEFA Europa League, and main partner of League of Legends European Championship 2019. The company's brand slogan – "The Power to Surprise" – represents Kia's global commitment to surprise the world with exciting, inspiring experiences that go beyond expectations.