

JAC
MOTORS



FORGE AHEAD , DREAM FUTURE

*Whatever Your Job Needs,
The Sunray Works.*

JAC
V series

Your satisfaction is our highest priority



Super long warranty



Ultra low fuel consumption

- China Anhui Jianghuai Automobile Co., Ltd was founded in 1964.
- Annual production capacity of 1,000,000 units and engine annual capacity of more than 800,000 units, ranked as the top 10 in Chinese auto industry.
- Over 33,000 staff, 6 billion USD annual revenue.
- Products include light, medium and heavy-duty trucks, Van, MPV, SRV, sedan, bus chassis, buses, engineering machinery, engines, gearboxes and other key components.

Sunray is a true partner you can
always rely on to support you



Spare part service



Global network

- **Closed-** Meet carriage condition
- **Environmental protection-** Meet emission standard
- **Development-** Meet a variety of vehicles refitted
- **Beautiful-** Meet image construction of the city
- **Safe-** Meet safety policy
- **Flexible-** Meet the road regulation

Outstanding design

The styling of JAC multi-van is designed and developed by JAC's Turin, Italy Design Center, while the interior is designed by the Tokyo, Japan Design Center using European advanced products as the benchmark.



FRONT/01



SIDE/02



REAR/03



REAR/04



REAR/05



World class production line



- High reliability derived from manufacturing
- Highly automated production line
- High-precision, high-quality, high-efficiency of laser welding

JAC

ITALY DESIGN CENTER


Best in its class
– with the largest range of variants.



When we designed the Sunray, we took on board all the ideas that can help to make your everyday work easier. Whatever your transport requirements, your Sunray makes it possible – even if it involves carrying luggages and proper sliding doors for passenger moving. Sunray makes loading and unloading your transport even safer, even more efficient and even more convenient.


Golden Power

Carries a lot, consumes a little



Sunray has various diesel engines come with a high-mounted 6-speed manual transmission, and 2.7 golden power engine comply with strict Stage V emission standards.

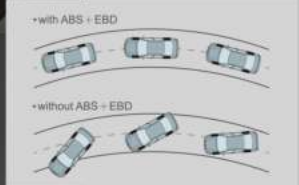
2.7CTI Diesel Engine



1.9 CTI Engine



Big on load space Big on safety



• ABS+EBD



• More than 40% of high strength steel plate



• Wading test



• Integrated road reliability test

Intelligent features that make life easier

The Sunray raises the feeling for vans in this class, with its outstanding range of innovative and thoughtful features. With convenient accessibility for first-class seats, independent A/C, plenty of storage, etc.



Sunray styling

Shining design



• **Highlight front face design style**

Soft outside line for headlights and front fog lights; inverted U-curve, the natural front angle of the windward side, ultra-low drag coefficient; dynamic and enterprising.



• **Seaview side windows**

Unique and beautiful, wideview, reducing the wind resistance and wind noise.



• **Double curvature eagle eye headlights**

Eagle eye design highlights show the spirit while halogen headlights offer good penetration to ensure safe driving on foggy day. They provide easy maintenance and low cost.



• **Reversing radar warning system**

Reversing radar warning helps you determine the distance between your vehicle and obstacles at the rear, for easier parking.



Good for the working environment and your operating costs



Recreation Vehicle

Love travelling, Love adventure

The Sunray recreation vehicle normally includes a range hood kitchen, a shower bathroom and one or few sleeping facilities.

Sunray recreation vehicle is characterized by a strong desire to experience the outdoors and socialize with other campers while still retaining the comforts and conveniences of a familiar domicile.



Ambulance Van

Technology pioneers, Mobile medical expert



| Item Name | Standard | Amount |
|--|--|--------|
| Oxygen supply system | | |
| • Steel oxygen bottles | | 10L*2 |
| • Oxygen decompression inhaler with floor meter and pressure meter | WS/T292-2008 / CCC / GB-8982/ GB-5099 / GB-11650/ YY/T 0187-94 | 2 set |
| • Oxygen tubing | | 1 set |
| • Oxygen flowmeter with humidifier | | 2 set |
| • Stainless steel oxygen bottle holder | | 1 set |
| • Oxygen quick plug terminal | | 2 set |
| Internal Electrical and Lighting | | |
| • UV germicidal lamp | | 1 set |
| • Vehicle wire harness | | |
| • Deck switch | | |
| • 12V socket | WS/T292-2008 / CCC | 2 set |
| • LED strip lights | | |
| • LED spotlight | | 1 set |
| • Rear spotlights | | 2 set |
| • Overhead exhaust fan | | 1 set |
| • Internal megaphone | | |
| Stretcher system | | |
| • Ambulance stretcher | WS/T292-2008 / CCC / CE | 1 set |
| • Stretcher guide plate | | |
| • Stretcher locking device | | |



The Sunray ambulance offers a suitable tool for all primary care needs, whether the ambulance is used as an acute operation or transportation unit.

We focus on ensuring your and your patients' safety. The safe ambulance built on JAC Sunray chassis offers treatment facilities, materials and ergonomics of guaranteed Sunray quality.



School Bus

Nothing but only with safe

The Sunray school bus responds to more stringent regulations adopted by government. Ever since the adoption of yellow as a standard color, school bus deliberately integrate the concept of conspicuity into their design. Sunray school bus are equipped with flashing lights and a stop sign in order to stop traffic.



Three-point seat belt



Traffic recorder



Airbag

Engineering Van

Emergency expert in urban engineering

Service Van

Mobile maintenance expert integrating emergency rescue and quick service



Refrigerated Van

Best choice for fresh transportation, Mobile station for city refrigeration



Police Van

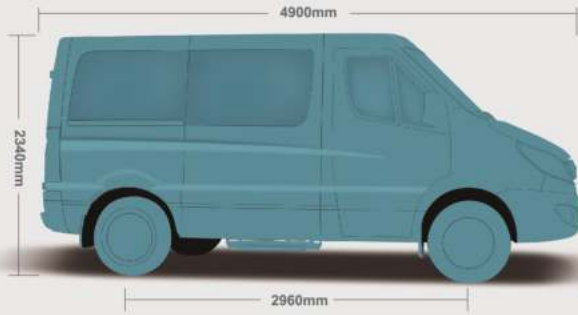
Security safeguarding experts




Plenty of space for all your needs

With the European mainstream hybrid chassis design, the body of Sunray has three kinds of short wheelbase, long wheelbase short overhang and long wheelbase long overhang; the height with low roof, middle roof and high roof. It is worth of solution expert for multi demands.

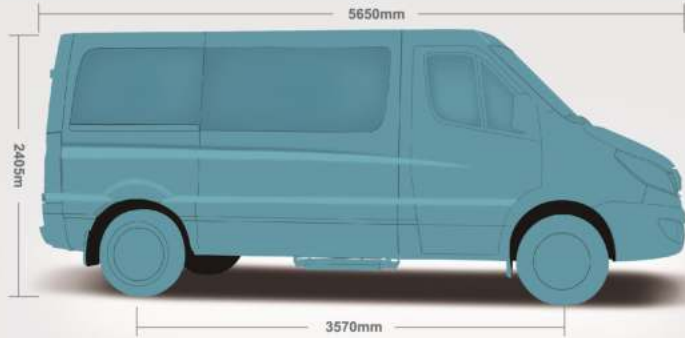
Offering a variation in body styles and roof heights, there's a Sunray to suit your needs. With seats ranging from 1 to 18, Load space from 7.5m³ to 12m³ and optimum towing capability, the Sunray is prepared for almost any challenge that comes its way.




7.5m³



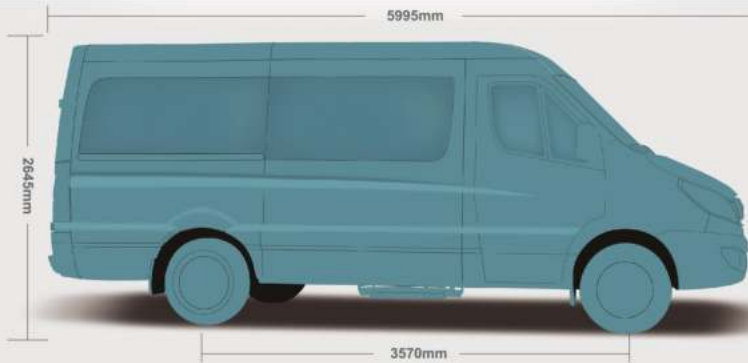
11+1
seats




10.5m³



14+1
seats



12m³



16+1/
17+1
seats

Technical Data

| Specifications | | | | | | | | | | | |
|--|---|-------|----------------------|-------|---|--------------------------------------|---|---------------------------|-----------------------|-------|--|
| Series | V 6 | | | | | V 5 | | | | | |
| Engine | 2.8T | | | | | 2.7CTI | | | | | |
| Model | HFC4DA1 (Euro III&IV) | | HFC4DE1 (Euro III&V) | | HFC4GA3 (Euro IV) | | HFC4DA1 (Euro III&IV) | | HFC4DE1 (Euro IV & V) | | |
| Type | Diesel 4 cylinders in line, Turbo intercooler, Common rail direct injection | | | | Gasoline 4 cylinders in line, Turbo intercooler | | Diesel 4 cylinders in line, Turbo intercooler, Common rail direct injection | | | | |
| Displacement (cc) | 2771 | | 2746 | | 1997 | | 2771 | | 2746 | | |
| Max.Power (Hp/rpm) | 118/3600 | | 150/3200 | | 187/5000 | | 118/3600 | | 150/3200 | | |
| Torque(N.m/rpm) | 280/2090-2200(III) 250/1800-2800(IV) | | 350/1800-2600 | | 290/1800-4000 | | 280/2090-2200(III) 250/1800-2800(IV) | | 350/1800-2600 | | |
| Transmission | LC5T288L,C6T32 | | | | | LC6T32 | | | | | |
| Model | LC5T288L,C6T32 | | LC6T32 | | LC6T32 | | LC5T288L,C6T32 | | LC6T32 | | |
| Final Ratio | 4.556 | | 3.727 | | 4.33 | | 4.556 | | 3.727 | | |
| Suspension | MacPherson Independent Suspension | | | | | | | | | | |
| Front Suspension | MacPherson Independent Suspension | | | | | | | | | | |
| Rear Suspension | Steel Spring Suspension | | | | | | | | | | |
| Brake System | Front Disc,Rear Drum | | | | | | | | | | |
| Service Brake | Front Disc,Rear Drum | | | | | | | | | | |
| Parking Brake | Hand Brake | | | | | | | | | | |
| Model | Passenger | Cargo | Passenger | Cargo | Passenger | Cargo | Passenger | Cargo | Passenger | Cargo | |
| Capacity&Dimension | | | | | | | | | | | |
| Payload(KG) | 1365 | 1575 | 1300 | 1300 | 1300 | 1450 | 1220 | 1425 | 1455 | 1455 | |
| GVW(KG) | 3950 | 4050 | 4000 | 4000 | 4000 | 4000 | 4000 | 3755 | 3755 | 3900 | |
| Wheelbase(MM) | 3570 | 3570 | 3570 | 3570 | 3570 | 3570 | 3570 | 3570 | 3570 | 3570 | |
| Length(MM) | 5995 | 5995 | 5995 | 5995 | 5995 | 5995 | 6650 | 5650 | 5650 | 5650 | |
| Width(MM) | 2098 | 2098 | 2098 | 2098 | 2098 | 2098 | 2098 | 2098 | 2098 | 2098 | |
| Height(MM) | 2645 | 2645 | 2645 | 2645 | 2645 | 2645 | 2405 | 2405 | 2405 | 2405 | |
| Seats | 17&18 | 3 | 17&18 | 3 | 17&18 | 3 | 14&15 | 3 | 14&15 | 3 | |
| Load Volume (m3) | / | 12 | / | 12 | / | 12 | / | 10.5 | / | 10.5 | |
| Tire | 165R15C-8PR | | | | 185/75R16LT | | | 185R15C-8PR or 225/70R15C | | | |
| | Rear Double Tire | | | | | Rear Double Tire or Rear Single Tire | | | | | |
| Equipment | | | | | | | | | | | |
| Driver Air Bag | O | O | Y | Y | O | O | O | O | Y | Y | |
| Front Passenger Airbag | O | O | O | O | / | / | O | O | O | O | |
| ABS+EBD | Y | Y | Y | Y | Y | Y | Y | Y | Y | Y | |
| Sliding Door | O | Y | O | Y | O | Y | O | Y | O | Y | |
| Sliding Door Pedal | O | / | O | / | O | / | O | / | O | / | |
| Sliding Window | O | / | O | / | O | / | O | / | O | / | |
| Front & Rear Fog Lamp | Y | Y | Y | Y | Y | Y | Y | Y | Y | Y | |
| High Mount Stop Lamp | Y | Y | Y | Y | Y | Y | Y | Y | Y | Y | |
| Anti-dazzle Interior Rearview Mirror | Y | Y | Y | Y | Y | Y | Y | Y | Y | Y | |
| Exterior Rearview Mirror Electric Adjustment | Y | Y | Y | Y | Y | Y | Y | Y | Y | Y | |
| Seats Three-point Belt | O | Y | O | Y | O | Y | O | Y | O | Y | |
| Seat Belt Warning For Driver | Y | Y | Y | Y | Y | Y | Y | Y | Y | Y | |
| Radio+USB | Y | Y | Y | Y | Y | Y | Y | Y | Y | Y | |
| Electric Air Conditioning | Y | Y | Y | Y | Y | Y | Y | Y | Y | Y | |
| Reversing Radar | Y | Y | Y | Y | Y | Y | Y | Y | Y | Y | |
| MPS | O | O | O | O | O | O | O | O | O | O | |
| Electric Windows | Y | Y | Y | Y | Y | Y | Y | Y | Y | Y | |
| Centre Control Lock | Y | Y | Y | Y | Y | Y | Y | Y | Y | Y | |

Y: Standard Equipment O: Optional /: Not Available

Statement: The above mentioned specifications are subject to change without prior notice

| Specifications | | | | | | | | | | | |
|--|---|-------|------------------------------------|-------|---|------------------|---|-------------|------------------|-------------|--|
| Series | V 4 | | | | | Chassis | | | | | |
| Engine | 2.8T | | | | | 1.9CTI | | | | | |
| Model | HFC4DA1 (Euro III&IV) | | HFC4DB1 (Euro IV & V) | | HFC4GA3 (Euro V) | | HFC4DA1 (Euro IV) | | HFC4DE1 (Euro V) | | |
| Type | Diesel 4 cylinders in line, Turbo intercooler, Common rail direct injection | | | | Gasoline 4 cylinders in line, Turbo intercooler | | Diesel 4 cylinders in line, Turbo intercooler, Common rail direct injection | | | | |
| Displacement (cc) | 2771 | | 1947 | | 1997 | | 2771 | | 2746 | | |
| Max.Power (Hp/rpm) | 118/3600 | | 136/4000 | | 187/5000 | | 118/3600 | | 150/3200 | | |
| Torque(N.m/rpm) | 280/2090-2200(III) 250/1800-2800(IV) | | 285/2200-2600(IV) 310/2000-2800(V) | | 290/1800-4000 | | 250/1800-2800 | | 350/1800-2600 | | |
| Transmission | LC5T288L,C6T32 | | | | | LC6T32 | | | | | |
| Model | LC5T288L,C6T32 | | LC6T32 | | LC6T32 | | LC5T288L,C6T32 | | LC6T32 | | |
| Final Ratio | 4.875 | | 4.875/4.33 | | 4.33 | | 4.556 | | 3.727 | | |
| Suspension | MacPherson Independent Suspension | | | | | | | | | | |
| Front Suspension | MacPherson Independent Suspension | | | | | | | | | | |
| Rear Suspension | Steel Spring Suspension | | | | | | | | | | |
| Brake System | Front Disc,Rear Drum | | | | | | | | | | |
| Service Brake | Front Disc,Rear Drum | | | | | | | | | | |
| Parking Brake | Hand Brake | | | | | | | | | | |
| Model | Passenger | Cargo | Passenger | Cargo | Passenger | Cargo | / | / | / | / | |
| Capacity&Dimension | | | | | | | | | | | |
| Payload(KG) | 1190 | 1210 | 1235 | 1275 | 1290 | 1330 | 2090 | 1950 | | | |
| GVW(KG) | 3510 | 3510 | 3490 | 3490 | 3490 | 3490 | 4000 | 4000 | | | |
| Wheelbase(MM) | 2960 | 2960 | 2970 | 2970 | 2970 | 2970 | 3570 | 3570 | | | |
| Length(MM) | 4900 | 5000 | 4900 | 5050 | 4900 | 5550 | 5535 | 5535 | | | |
| Width(MM) | 2080 | 2080 | 2080 | 2080 | 2080 | 2080 | 2080 | 2080 | | | |
| Height(MM) | 2340 | 2340 | 2355 | 2355 | 2355 | 2355 | 2300 | 2300 | | | |
| Seats | 11&12 | 3 | 11&12 | 3 | 11&12 | 3 | 3 | 3 | | | |
| Load Volume (m3) | / | 7.5 | / | 7.5 | / | 7.5 | / | / | | | |
| Tire | 225/70R15C | | | | 215/75R16C | | | 185/75R16LT | | 185/75R16LT | |
| | Rear Single Tire | | | | | Rear Double Tire | | | | | |
| Equipment | | | | | | | | | | | |
| Driver Air Bag | O | O | O | O | O | O | O | O | O | O | |
| Front Passenger Airbag | O | O | / | / | / | / | / | / | / | / | |
| ABS+EBD | Y | Y | Y | Y | Y | Y | Y | Y | Y | Y | |
| Sliding Door | Y | Y | Y | Y | Y | Y | / | / | / | / | |
| Sliding Door Pedal | Y | Y | Y | Y | Y | Y | / | / | / | / | |
| Sliding Window | O | / | O | / | O | / | / | / | / | / | |
| Front And Rear Fog Lamp | Y | Y | Y | Y | Y | Y | Y | Y | Y | Y | |
| High Mount Stop Lamp | Y | Y | Y | Y | Y | Y | / | / | / | / | |
| Anti-dazzle Interior Rearview Mirror | Y | Y | Y | Y | Y | Y | Y | Y | Y | Y | |
| Exterior Rearview Mirror Electric Adjustment | Y | Y | Y | Y | Y | Y | Y | Y | Y | Y | |
| Seats Three-pointsBelt | O | Y | O | Y | O | Y | Y | Y | Y | Y | |
| Seat Belt Warning For Driver | Y | Y | Y | Y | Y | Y | Y | Y | Y | Y | |
| Radio+USB | Y | Y | Y | Y | Y | Y | Y | Y | Y | Y | |
| Electric Air Conditioning | Y | Y | Y | Y | Y | Y | Y | Y | Y | Y | |
| Reversing Radar | Y | Y | Y | Y | Y | Y | / | / | / | / | |
| MPS | O | O | O | O | O | O | O | O | O | O | |
| Electric Windows | Y | Y | Y | Y | Y | Y | Y | Y | Y | Y | |
| Centre Control Lock | Y | Y | Y | Y | Y | Y | Y | Y | Y | Y | |

Y: Standard Equipment O: Optional /: Not Available

Statement: The above mentioned specifications are subject to change without prior notice



Paintwork for your choice

The standard and metallic paint finishes shown here are just a few of the options available for your Sunray.



Anhui Jianghuai Automobile Group Corp., Ltd.
Address: No 176, Dongliu Road, Hefei, Anhui Province, China
Tel: +86 551 6229 6989 / Fax: +86 551 6229 6959
E-mail: alice.xu@jac.com.cn / vincent.fang@jac.com.cn;
Website: www.jac.cn; www.jacen.jac.com.cn
www.facebook.com/JACmotorsglobal