

2019

RAM PROMASTER CITY[®] ***AND PROMASTER[®]***



RAM
COMMERCIAL

PERFECT FOR ANY JOB.

RAM PROMASTER CITY® & PROMASTER®

TWO VEHICLES. DOZENS OF BEST-IN-CLASS ADVANTAGES—AND INFINITE POSSIBILITIES.

Few commercial vehicles deliver the strengths of Ram ProMaster City and ProMaster—and even fewer offer such versatility and business-friendly low costs of ownership. Need over-the-top cargo volume with the welcome choice of multiple wheelbases and two roof heights? The nimble, agile and ultra-spacious Ram ProMaster Cargo Van will take it on. For a more compact solution, ProMaster City—delivering Best-in-Class Cargo Capacity;¹ Payload¹ and Highway Fuel Economy²—is the way to go. In short, the adaptability, capability, comfort and low costs of ownership built into every Ram ProMaster City and ProMaster just work best. Get more at RAMTRUCK.CA



PROMASTER CITY CARGO VAN

Properly secure all cargo.

BEST IN CLASS
8.3 L/100 KM
 (34 MPG HWY)
HWY FUEL ECONOMY²
 2.4L Tigershark®
 MultiAir® 2 I-4

BEST IN CLASS
3,729-L (131.7-CU FT)
CARGO CAPACITY¹
 Cargo Van
 When properly equipped.
 See dealer for details.

PROMASTER CITY

COSTS OF OWNERSHIP	3
CARGO CAPACITY	4
INTERIOR UPFIT POSSIBILITIES.	5
POWERTRAIN/MECHANICAL STRENGTHS.	6
SAFETY & SECURITY	7
PASSENGER WAGON	8
PASSENGER WAGON INTERIOR CAPABILITY	9
EXTERIOR COLOURS	18
INTERIOR COLOURS	18
WHEELS.	18
FEATURES.	19
SPECIFICATIONS.	20

BEST IN CLASS
1,229-MM
 (48.4-IN)
CARGO WIDTH
 between wheel wells³

2018 RAM
BI-LINK REAR SUSPENSION¹
OUTSTANDING COMFORT, ENHANCED STABILITY

BEST IN CLASS
862-KG (1,901-LB)
MAXIMUM PAYLOAD¹
 Cargo Van
 When properly equipped.
 See dealer for details.

BEST IN CLASS
178 HP¹ 174 LB-FT OF TORQUE¹
2.4L TIGERSHARK MULTI-AIR 2 I-4



PROMASTER 1500 WITH STANDARD ROOF

Properly secure all cargo.

BEST IN CLASS
1,920-MM
 (75.6-IN)
MAXIMUM CARGO WIDTH³

BEST IN CLASS
1,651-MM (65-IN)
STANDARD CARGO AREA HEIGHT³
 Cargo Van

BEST IN CLASS
LOWEST
LOAD FLOOR HEIGHT³
 Cargo Van

BEST IN CLASS
1,422-MM
 (56.0-IN)
CARGO WIDTH
 between wheel wells³

BEST IN CLASS
3.6L
PENTASTAR™ V6
 280 HP with 260 LB-FT of torque
 Standard V6 horsepower³

BEST IN CLASS
11-M (36.3-FT)
TURNING DIAMETER³
 118-inch wheelbase models

PROMASTER

PERFORMANCE	10
CARGO SPACE	11
PAYLOAD	12
INTERIOR UPFIT POSSIBILITIES.	13
COSTS OF OWNERSHIP	14
CHASSIS CAB & CUTAWAY.	15
CAPABILITY/SAFETY & SECURITY	16
MECHANICAL STRENGTHS.	17
EXTERIOR COLOURS	18
INTERIOR COLOURS	18
WHEELS.	18
FEATURES.	21
SPECIFICATIONS.	22

*All disclaimers and disclosures can be found on page 23.

BEST-IN-CLASS 8.3 L/100 KM HWY (34 MPG HWY).^{2*}

IT'S ALL ABOUT THE ECONOMY.



THE FOCUS: LOW COSTS OF OWNERSHIP. EVERY DAY, EVERY KILOMETRE—AND OVER THE YEARS.

It's all about saving. Time. Money. Hassles. The gas-sipping 2.4L Tigershark® 4-cylinder with MultiAir®2 technology is mated to the super-efficient and Class-Exclusive 9-speed automatic transmission! The results are ideal for business: Best-in-Class highway fuel economy² with a responsive 0 - 48 km/h (0 - 30 mph) time of only 3.7 seconds—built-in confidence from freeway ramps to city boulevards.

Now factor in the exceptional driving range—which can reach up to 740 kilometres highway (460 miles) on a single tank of 87-octane regular.² Consider recommended oil change intervals as seldom as every 16,000 kilometres (10,000 miles). Add the outstanding protection of a 5-Year/100,000-Kilometre Powertrain Limited Warranty, and it's bottom-line clear: along with its wealth of Best-in-Class features,¹ Ram ProMaster City® also delivers incredible value. Our neighbours next door know it—because only Ram ProMaster City carries the rank of Canada's Most Efficient Work Van.⁴



*Please see page 20 for full fuel economy details. Properly secure all cargo.

BEST-IN-CLASS

WHERE IT COUNTS THE MOST.




**CARGO
CAPACITY¹**
3,729 L
(131.7 CU FT)[†]

ROOF WEIGHT CAPACITY

68 KG (150 LB)^{*}

^{*}When properly equipped.



CARGO AREA LENGTH

2,215 MM (87.2 IN)

LIFT-IN HEIGHT

529 MM (20.8 IN)



**MAXIMUM
PAYLOAD¹**
862 KG
(1,901 LB)[†]



1,229 MM
(48.4 IN)
**BETWEEN THE
WHEEL WELLS¹**

[†]When properly equipped. See retailer for details. Properly secure all cargo.




IN-CABIN VERSATILITY

Adding to functionality and security, these tough, available partitions are constructed of moulded steel and fully separate the front cabin from the cargo area—ideal when carrying valuable equipment. The windowed partition lets you use the rearview mirror to keep a sharp eye on materials in the back. All partitions include rear-wall trim.



OPEN TO CABIN

Standard on ST Cargo Van and SLT Cargo Van



PARTITION

Available for ST Cargo Van and SLT Cargo Van



PARTITION WITH WINDOW

Available for ST Cargo Van and SLT Cargo Van

UNLIMITED POSSIBILITY.

Properly secure all cargo.

A USER'S GUIDE TO CAPABILITY.

PROMASTER CITY: POWERTRAIN



2.4L TIGERSHARK® MULTI-AIR® 2 I-4 As the only gas-powered 4-cylinder in the Ram portfolio, the 2.4L Tigershark I-4 takes full advantage of the refined MultiAir2 valve train system. Internal components include a high-pressure die-cast aluminum block and a forged steel crankshaft with powder-metal forged steel connecting rods and cast-aluminum pistons. Individual oil squirters help keep internal temperatures in the ideal range, and the position of the exhaust manifold helps reduce noise in the engine compartment. Smart pulse-width modulation technology on the alternator and fuel pump helps contribute to operating efficiency. Acceleration is responsive: a mere 3.7 seconds from a full stop to 48 km/h (30 mph).



THE CLASS-EXCLUSIVE 9-SPEED AUTOMATIC TRANSMISSION¹

Featuring Electronic Range Select (ERS), the 9-speed automatic is a major factor in achieving outstanding fuel efficiency. Considered to be superior in gear range, ratio spread and gear transitions to many of its 6-speed counterparts, it dispenses with conventional large-diameter friction discs in favour of dog clutches. With gear disengagement and actuation similar to that of a manual transmission, it uses shorter mid-range gears with near-frictionless operation and higher 7th, 8th and 9th transitions. Whether you're an accountant or a gearhead, Ram ProMaster City[®] offers you a solid rationale for its exceptional performance.

PROMASTER CITY: MECHANICAL STRENGTHS



THE CLASS-EXCLUSIVE BI-LINK REAR SUSPENSION¹ A completely unique feature—and one designed specifically for Ram ProMaster City—is the bi-link rear suspension. This unrivalled configuration delivers comfort for passengers, enables confident hauling and offers enhanced stability. Our engineers employed a steel crossmember with an optimum weight/stiffness ratio to help improve reaction to lateral loads; the technology also contributes to improved handling. The steel, cargo-rated coil springs supply high-fatigue endurance and work with tough telescopic twin-tube hydraulic shocks designed for minimal mass and maximum performance. A 16-mm solid stabilizer bar with optimized torsional stiffness also ensures long-lasting durability.



TWIN-TUBE STRUTS; COIL SPRINGS Our twin-tube MacPherson struts are large-diameter (52 mm); it's engineering that easily supports this Best-in-Class Gross Vehicle Weight Rating (GVWR)¹. We also added robust and GVWR-tuned, high-performance, stamped-steel, clamshell-sectioned control arms with a steel crossmember, specifically tuned springs, a solid 26-mm-diameter stabilizer bar with cast-iron knuckles and large-sized coil springs. The sum of it all translates into formidable capability, surprisingly nimble manoeuvrability and a phenomenally comfortable ride.

PREMIUM RACK AND PINION STEERING WITH FRONT-WHEEL DRIVE (FWD)

The importance of rack and pinion steering and FWD shows in the tight turning radius—and in the convenient flat-floor cargo area and easy step-in height. This hydraulic-assist system features a premium steering gear and is engineered and tuned to meet the rigorous demands of the commercial market: curb-to-curb turns are only 12.8 m (42 ft). The adjustable tilt/telescoping steering column—an unusual convenience in the commercial class—is standard on all models.



RESILIENT FRAME STRENGTH A solid backbone was a major mandate for this body-frame-integral (unibody) design. This chassis employs an integrated frame structure, strategically boxed frame components, multiple crossrails, and a robust and very comfortable suspension. The engineering gives Cargo Van Best-in-Class payload¹ of 862 kg (1,901 lb) and unsurpassed towing⁵ up to 907 kg (2,000 lb). More top-tier capability is built in: GVWR is a Best-in-Class 2,447 kg (5,395 lb)¹ and backed by a solid GCWR rating—it's a substantial 2,676 kg (5,900 lb).



Properly secure all cargo.

A USER'S GUIDE TO CAPABILITY.

SAFETY & SECURITY: WE'VE GOT YOU COVERED.

Whether you're carrying cargo, passengers or both, protect all of it. Every Ram ProMaster City® features one of the most comprehensive and advanced technologies for handling and manoeuvring: the Electronic Stability Control (ESC) system.⁶ This system integrates the Antilock Brake System (ABS) with a variety of All-Speed Traction Control technologies that enable all four corners of the vehicle to respond to lateral movement and the steering input from the driver.



In-floor tie-down rings and seven standard air bags⁷



In-roof predrilled receptacles

SEVEN STANDARD AIR BAGS⁷

Few competitive vehicles in the class offer so many. Our system includes dual-stage driver and front-passenger air bags, side air bag inflatable curtains, front-seat-mounted thorax air bags, the Class-Exclusive driver-side knee air bag,¹ dual front seat belt pretensioners and seat belt load limiters.



IN-FLOOR TIE-DOWN RINGS

In-floor tie-down rings (six on Cargo Van; four on Wagon) help secure cargo. They come as standard equipment on every model.

ELECTRONIC STABILITY CONTROL (ESC) SYSTEM⁶

This system helps maintain control under conditions such as wet or snow-covered roads, during tight turns and when the driver must utilize evasive manoeuvres to help counter the unexpected. Calibrated to engine output, ESC⁶ includes four-channel ABS, Brake/Lock Differential, a full-function All-Speed Traction Control system, Brake Assist, Engine Drag Control, Trailer Sway Control, Hill Start Assist and Electronic Roll Mitigation.

SLEEK AERODYNAMIC EXTERIOR DESIGN

Thoroughly wind tunnel-tested, Ram ProMaster City delivers a super-low drag coefficient (CD)—a mere 0.30. While this enables a remarkably quiet interior, reducing wind resistance also acts as a major contributor to impressive fuel efficiency.

TOP-LEVEL CARGO MANAGEMENT

In-roof predrilled anchor points are already in place for numerous aftermarket accessories.

PARKVIEW[®] REAR BACK-UP CAMERA⁸

Standard on every model, the ParkView Rear Back-Up Camera⁸ automatically shows the rear scene in the Uconnect[®] 3 with 5-inch touchscreen display when in Reverse. The on-screen grid lines help when backing up to docks and trailers or into parking spaces.

PARK-SENSE[®] REAR PARK ASSIST SYSTEM⁸

The available Park-Sense Rear Park Assist System⁸ is fast becoming an indispensable asset to keep drivers alert to their surroundings. Activated under 13 km/h (8 mph) when in Reverse, it projects audible warnings that increase in intensity as the vehicle nears obstructions to the rear.

INTELLIGENT FORWARD LIGHTING

Headlamps are high-mounted above common crash zones to help reduce damage (and costs) in the event of a collision. The system includes the Follow Me Home function, illuminating the front of the vehicle via the headlamps for a preset time.



WHEN ADVENTURE CALLS PASSENGER WAGON IS THE ANSWER.

LARGE ENOUGH FOR THE WHOLE CREW. STRONG ENOUGH FOR MORE. Seating for five. Area behind upright second-row seats: 2,098 L (74.1 cu ft)*; folded, it's 2,880 L (101.7 cu ft)*. By contrast, the volume of a standard washer/dryer combo is around 1,359 L (48 cu ft). With payload up to 796 kg (1,760 lb)* and towing up to 846 kg (1,867 lb)*, Passenger Wagon delivers the fuel efficiency to get there without breaking the bank, an interior to get there in comfort and the capability to bring it all with you.

*When properly equipped. Properly secure all cargo.

ONE SPACIOUS SHUTTLE BUILT FOR INNER SPACE.

NOT MERELY PEOPLE-FRIENDLY. IT'S EVERYTHING-FRIENDLY.

Meet the smartly designed Ram ProMaster City® Passenger Wagon. Whether you manage an office team or coach your local baseball team, this Wagon delivers top-of-the-line assets for all: total comfort, a supremely quiet ride and welcome adaptability.

Seating is critical. Front tubular bucket seats feature spring suspensions, adjustable headrests with reclining seatbacks, durable fabrics and easy in-and-out access; manual lumbar support controls for the driver's seat and heated surfaces for the front seats are both available. The innovative second-row design reflects inventive practicality and a focus on comfort, employing the smart Fold and Tumble rear-seat design that enables nine configurations. Dual side doors slide open, and rear doors feature a smart and safety-oriented 60/40-split design. The larger of the rear doors is placed on the driver's side for good reason: the offset design makes curbside loading easier and safer than conventionally designed doors.

Storage is abundant. In back, the cargo area width maxes out at 1,463 mm (57.6 in). In front, the large, standard overhead front-shelf system stashes everything from gloves to ice scrapers to notebooks. An oversized glove box (2.9 L [176.9 cu in]) joins a large, open, 305x102-mm (12x4-in) in-dashboard storage bin; the concave storage tray in front of the driver is ideal for valuables and personal devices. To that, add multiple storage pockets and trays around the media centre, a centre console with two cup holders, two 12-volt capped auxiliary power outlets, and USB and auxiliary connections for smart and intuitive charging.

Properly secure all cargo.




Standard overhead front-shelf system.
Properly secure all cargo.



Oversized glove box and in-dash storage bin.



Door bin with bottle holder.





FRONT-WHEEL DRIVE (FWD)³

SUPER-CAPABLE HANDLING WITH ALL-WEATHER TRACTION ON ANY ROAD SURFACE.

This Class-Exclusive feature³ distinguishes Ram ProMaster[®] from virtually all other commercial vehicles. Ensuring outstanding road manners (particularly in snowy and icy conditions), it also helps lower the overall frame and, thus, the step-in height; you'll especially appreciate it when loading and unloading. FWD also helps reduce overall vehicle weight, a very direct contribution to the impressive and fuel-efficient performance.



THE 3.6L PENTASTAR™ V6 280HP 260LB-FT

CANADA'S BEST-SELLING ENGINE⁹— PROVEN OVER KILOMETRES AND YEARS.

Talk about masters of the segment, and you're talking about the 3.6L Pentastar—a V6 powerhouse that delivers all-important performance with notable fuel efficiency. The advantages at a glance: confident takeoff and acceleration. Recommended oil change intervals up to 16,000 kilometres (10,000 miles). Advanced multiport fuel injection. Electronic throttle control, plus available integrated cruise control. With an enviable resumé of multiple awards that point to quality and durability, the engine truly stands out with its Best-in-Class standard V6 280 horsepower³ helping you handle payloads that now reach up to 2,123 kilograms (4,680 lb)*. With the available Trailer Tow Group, max towing is rated up to 3,084 kg (6,800 lb)*:

HORSEPOWER	280 hp @ 6400 rpm
TORQUE	260 lb-ft @ 4175 rpm
CONFIGURATION	60-degree V6
DISPLACEMENT	3604 cc (220 cu in)
BORE x STROKE	96.0x83.0 mm (3.78x3.27 in)
BLOCK MATERIAL	Aluminum
CYLINDER HEAD MATERIAL	Aluminum alloy
AIR INDUCTION	Naturally aspirated
VALVE TRAIN	Chain-drive DOHC, 24-valve
FUEL DELIVERY	Sequential, multiport injection
RECOMMENDED FUEL	Unleaded regular (87 octane)
COMPRESSION RATIO	10.2:1
ALTERNATOR	180-amp (220-amp available)
OIL CAPACITY	6.0 qt
MAXIMUM RECOMMENDED OIL CHANGE INTERVAL	16,000 km (10,000 mi)

*When properly equipped.

ALL SYSTEMS GO. CAPABILITY AT YOUR SERVICE.



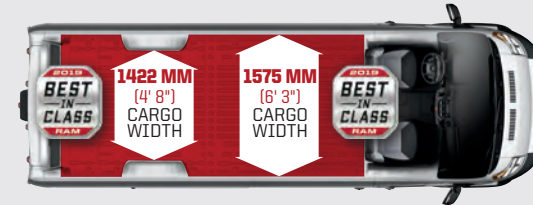
MULTIPLE CHOICES.

NOW PUT YOURS TO THE TEST.



- > STANDARD CARGO AREA HEIGHT³
- > CARGO WIDTH BETWEEN WHEEL WELLS³
- > MAXIMUM CARGO WIDTH³
- > LOWEST LOAD FLOOR HEIGHT³

BEST-IN-CLASS CARGO WIDTH³



2 ROOF HEIGHTS

STANDARD ROOF



HIGH ROOF



4 CARGO LENGTHS



118-inch wheelbase



136-inch wheelbase



159-inch wheelbase



159-inch wheelbase, extended



PALLET-FRIENDLY FROM THE GET-GO.

4,680-LB (2,123-KG) MAX PAYLOAD.*

CARGO VAN & WINDOW VAN PAYLOADS <small>(weight given in kg [lb])</small>	CARGO VAN										WINDOW VAN	
	1500			2500			3500				2500	3500
	118" WB	136" WB		136" WB		159" WB	136" WB		159" WB	159" WB, EXTENDED	159" WB	159" WB, EXTENDED
	STANDARD ROOF	STANDARD ROOF	HIGH ROOF	STANDARD ROOF	HIGH ROOF	HIGH ROOF	STANDARD ROOF	HIGH ROOF	HIGH ROOF	HIGH ROOF	HIGH ROOF	HIGH ROOF
	1814 kg (4000 lb)	1764 kg (3890 lb)	1706 kg (3760 lb)	1932 kg (4260 lb)	1873 kg (4130 lb)	1819 kg (4010 lb)	2123 kg (4680 lb)	2064 kg (4550 lb)	2009 kg (4430 lb)	1964 kg (4330 lb)	1787 kg (3940 lb)	1946 kg (4290 lb)

CHASSIS CAB PAYLOADS <small>(weight given in kg [lb])</small>	CHASSIS CAB			CUTAWAY		
	3500			3500		
	136" WB	159" WB	159" WB, EXTENDED	136" WB	159" WB	159" WB, EXTENDED
	81.1" CA	104.1" CA	104.1" CA	81.1" CA	104.1" CA	104.1" CA
	2345 kg (5170 lb)	2327 kg (5130 lb)	2313 kg (5100 lb)	2372 kg (5230 lb)	2359 kg (5200 lb)	2336 kg (5150 lb)

*Max payload based on body model, GVWR class. When properly equipped. See retailer for details. Specifications subject to change. WB = wheelbase. CA = cab-to-axle. Properly secure all cargo.



NEW SECOND-ROW SEATING lets the crew travel with you—with plenty of room in the back for tools and equipment. The aftermarket seats shown are installed by Snoeks Automotive.

UPFIT POSSIBILITIES ARE LIMITLESS. with short dash-to-front-axle lengths maximizing interior volume and shelf-friendly walls at nearly 90 degrees. To that, add 1,250-mm (49.2-in)-wide side doors* and enormous 1,610-mm (63.4-in)-wide and 1,791-mm (70.5-in)-high rear doors† that open to 260 degrees. All doors fit standard pallets that rest easy on the completely flat load floor.

When the perfect upfit is the only way to go, visit your Ram ProMaster® dealer and work with the Mopar® Custom Shop to create the ideal design.



BEST-IN-CLASS WHERE IT COUNTS THE MOST. Roof height varies by model, but our Cargo Van roof is a **Best-in-Class 1,644-mm (66.9-in) standard height**‡; the optional High Roof delivers 1,958 mm (77.1 in) of standing room. The **Best-in-Class cargo width between the wheel wells**‡ and the **lowest load floor height in the class**‡ make every workday easier. Finally, the 118-inch-wheelbase model delivers a **Best-in-Class 11-m (36.3-ft) turning diameter**‡; while the **Class-Exclusive front-wheel drive**‡ on all models lowers the overall platform (and the centre of gravity; think car-like cornering).

PARTITIONS OPEN UP POSSIBILITY.

For greater privacy or security, opt for a partition; choose from the solid steel version or one with a sliding window. With both, count on secure side panels, solid joining points with the roof and a flush, secure floor fit.

*1,074 mm (42.3 inches) on 118-inch wheelbase. †1,519 mm (59.8 inches) on Standard Roof models. Properly secure all cargo.

6'4"

DO IT YOURSELF.
YOUR DESIGN. YOUR WORKSHOP.

BEST-IN-CLASS LOWEST LOAD FLOOR HEIGHT.³



LOW 541-MM (21.3-IN) STEP-IN HEIGHT. LOW COSTS OF OWNERSHIP. MEET THE WORK VAN THAT WORKS BETTER.

One look, and it's clear: build-quality, design and choice of size make Ram ProMaster® Cargo Van the ideal delivery vehicle—and the new 136-inch wheelbase for the 2500 and 3500 weight classes boosts overall capability even more. Created for high performance and low costs of ownership and operation, bottom-line savings are part of the business plan. A prime example: with up to 16,000 kilometres between oil changes, you could travel 160,000 kilometres with as few as 10 changes—real savings in terms of money and time. Further advantages include our comprehensive 5-Year/100,000-Kilometre Powertrain Limited Warranty. Factor in the ParkView® Rear Back-Up Camera® that makes pinpointing a trailer hitch and backing into delivery ports a breeze, and you'll find little to be desired and much to appreciate. For more, visit us at RAMTRUCK.CA

5YR/100,000KM
POWERTRAIN LIMITED WARRANTY

Properly secure all cargo.

MIND YOUR OWN BUSINESS. CHASSIS CAB & CUTAWAY.



THE UNDERLYING STRUCTURE IS RESILIENT. NOW AIM FOR THE BEST—THE PERFECT UPFIT FOR YOU.

This is what it takes: industrial-grade chassis solely in the 3500 weight class. No-nonsense Gross Combined Weight Rating (GCWR). Heavy-duty suspension with a MacPherson strut front unit and wider, more robust rear axle over the previous edition—and each suspension is tuned to the specific model. Upfit-ready design, with a 620-mm (24.4-in) frame height to reduce the ramp angle to a minimum—which creates huge potential for customization. In 136- and 159-inch wheelbases, with length maxing out at 6,208 mm (244.4 in), these workers put sheer capability at your service, delivering a 4,241-kg (9,350-lb)* Gross Vehicle Weight Rating (GVWR), towing up to 2,313 kg (5,100 lb)† and payload up to 2,372 kg (5,230 lb)‡.

So go ahead. Custom-design anything from a dream camper to the ideal service body for your business. A Ram ProMaster® Chassis Cab or Cutaway model is ready, willing—and waiting for your order. Spec it out at **RAMTRUCK.CA**



*Assumes properly equipped vehicle and 68-kg (150-lb) allowance for driver. Additional options, equipment, passengers and cargo weight must be subtracted. †When properly equipped. Shown with aftermarket upfit. Properly secure all cargo.

A USER'S GUIDE TO CAPABILITY.

WE PUNISHED IT BRUTALLY. AND STILL, IT DID EVERYTHING RIGHT.

We know how to ensure reliability and quality that lasts: subject these models to punishing and unrelenting conditions. Our pre- and post-production testing involved roads and environments that ranged from the arctic -40°C (-40°F) of northern Sweden to the scorching 52°C (125°F) heat of American deserts. In all scenarios, Ram ProMaster® surpassed with flying colours—solid proof that yours will perform under ever-changing loads and in unpredictable climates.



PROMASTER: CAPABILITY

CARGO MANAGEMENT

Maximize the potential of your Ram ProMaster and expand your cargo-carrying capability. Cargo Vans offer **roof strength that can handle up to 150 kg (330 lb)** with six roof rail mounts (three per side), enabling the roof rack of choice.



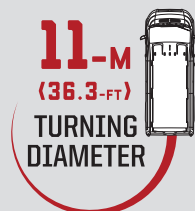
LOAD FLOOR HEIGHT

The Class-Exclusive front-wheel drive³ lets us employ an ingenious rear suspension: a light yet robust beam axle/leaf spring design that's just as tough and resilient as those found on rear-wheel-drive vehicles. This engineering not only dispenses with the bothersome hump inherent in rear-wheel-drive vehicles, it also gives you an **easy-to-load vehicle with a Best-in-Class lowest load floor height³**.



TURNING DIAMETER

Most don't expect unprecedented performance from a commercial-grade vehicle—and from Day One, we aimed to exceed that expectation. Take the basics—steering and braking. All models in the ProMaster portfolio employ **premium steering gear technology to enhance drive quality and reliability**—engineering that delivers a **Best-in-Class 11-m (36.3-ft) turning diameter³** on our 118-inch-wheelbase models.



PROMASTER: SAFETY & SECURITY

CARGO TIE-DOWNS

Cargo Van models feature up to **10 in-floor D-rings to help secure interior cargo**. Want more? Up to 17 total side and floor tie-downs are available.



STANDARD ELECTRONIC STABILITY CONTROL (ESC) SYSTEM⁶

Our advanced version of the ESC system⁶ integrates the Antilock Brake System (ABS) with an impressive variety of **All-Speed Traction Control technologies**. ESC⁶ helps maintain control under adverse conditions, like wet, icy or snow-covered roads, and during tight turns and evasive manoeuvres. Also included: a **Brake-Lock Differential, Brake Assist, Hill Start Assist, Engine Drag Control, Trailer Sway Control** and **Electronic Roll Mitigation**.

FRONT CRUMPLE ZONES

Front crumple zones are engineered to absorb energy. Our goal is to create **a vehicle applauded for its Safety & Security features**. Ram ProMaster models were subjected to some of the most extensive crash and safety testing in the history of the company.

PARKVIEW[®] REAR BACK-UP CAMERA⁹

Standard on Cargo Van and Window Van, the **ParkView Rear Back-Up Camera⁹** automatically engages in Reverse, displaying the rear scene on the Uconnect[®] 3 with 5-inch display radio touchscreen. On-screen grid lines enhance the ease of backing up. The available **Park-Sense[®] Rear Park Assist System⁸** is also activated simply by engaging Reverse.

A USER'S GUIDE TO CAPABILITY.

PROMASTER: MECHANICAL STRENGTHS

ANTILOCK BRAKE SYSTEM (ABS) AND BREMBO® BRAKES

All Ram ProMaster® models employ a robust **four-channel ABS** with independent control and monitoring of each wheel and **one of the best braking systems around: high-performance Brembo brakes**. This system provides superb stopping power during daily driving and, most notably, when trailering.

EXTERIOR DESIGN

Sleekly aerodynamic, this exterior subtly hides numerous conveniences you'll use day-in and year-out. In front, a **modular front fascia adds handy footholds** that simplify access to the engine; cleaning a windshield or changing a wiper blade is a breeze. It's one more example of how **smart design makes life—and work—much easier**.



FRONT- AND REAR-END DESIGN

The modular three-piece front and rear ends allow higher positions for the oversized headlamps and taillamps. It's a design that **significantly helps reduce both time and expenses for routine service** or needed repairs.



FRONT-WHEEL DRIVE (FWD)³

FWD adds more weight to the front end (ensuring great front-tire “road grab”) and also dispenses with the fore-to-aft drivetrain employed by our competitors—a direct contribution to the **Best-in-Class lowest load floor height**.³

FRONT AND REAR SUSPENSION TECHNOLOGY

In front, a **MacPherson strut front suspension** utilizes large, 62-mm twin-tube shock absorbers for solid support of the powertrain. This system is enhanced with GVW-tuned cast-iron control arms, which offer **remarkable durability and ensure superb road manners and tight handling**—even under heavy loads. The **Class-Exclusive FWD³** also enables rear suspension technology that's unique to the category: our beam axle/leaf spring technology is lighter, simpler and just as robust as the suspensions found on rear-wheel-drive vehicles.

RACK AND PINION STEERING

Our hydraulic-assist system uses a **premium steering gear**, engineered and tuned for long-term service. Curb-to-curb turning—even on longer wheelbase models—is impressive. A convenient telescoping steering column—an unusual and welcome feature in the commercial world—is standard on all Ram ProMaster models.

UNIBODY ENGINEERING

A solid backbone is a designed-in advantage to the body-frame-integral (unibody) engineering of your Ram ProMaster model, with each chassis **mass-optimized and tuned for ideal performance**. This integrated frame structure features boxed frame components, multiple crossrails and longitudinal rails—and all are crucially welded together. Depending on wheelbase length, you'll find up to **eight structural crossmembers**, giving every Ram ProMaster model the ladder-frame integrity that ensures proper stiffness and long-term durability.



PROMASTER CITY


EXTERIOR COLOURS*



SPECIAL EXTERIOR COLOURS*



INTERIOR COLOURS



WHEELS

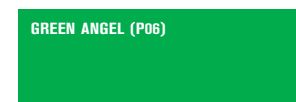


PROMASTER


EXTERIOR COLOURS*



SPECIAL EXTERIOR COLOURS*



INTERIOR COLOURS



WHEELS



FOR FULL OPTION DETAILS, VISIT RAMTRUCK.CA

*Selections may not be available on all trim levels/models,
and may be limited/restricted based on availability.

PROMASTER CITY FEATURES

CARGO VAN ST

POWERTRAIN

2.4L Tigershark® MultiAir® 2 I-4 with 9-speed automatic transmission

STANDARD FEATURES

INTERIOR AMENITIES

Air conditioning
Black front vinyl floor covering
Cloth front bucket seats
Front overhead storage bin
Hands-free communication¹⁰ with Bluetooth® streaming audio
Locking glove box
Map, courtesy and cargo-area lamps
ParkView® Rear Back-Up Camera⁸

Power door locks
Power front windows, 1-touch up-and-down
Uconnect® 3 multimedia centre with 5-inch touchscreen and 4 speakers
Tilt/telescoping steering column
Traveller/mini trip computer
Two 12-volt auxiliary power outlets (instrument panel-mounted and rear)

EXTERIOR FEATURES

16-inch steel wheels
180-degree-opening 60/40-split rear hinged doors with no glass
215/55R16XL BSW all-season tires

Black front/rear fascias
Black mirrors, manual folding
Black side mouldings
Right and left sliding doors with no glass

SAFETY & SECURITY

4-wheel antilock brakes with Brake Assist
7 air bags⁷ including: advanced multistage driver and front-passenger, supplemental front-seat-mounted side, supplemental side-curtain and driver's knee blocker
Electronic Stability Control (ESC) system⁶ with Hill Start Assist, Brake-Lock Differential, All-Speed Traction Control, Trailer Sway Control and Electronic Roll Mitigation

Puncture sealant and portable air compressor
Rear vehicle reflectors
Remote keyless entry
Tire pressure monitoring warning lamp

CAPABILITY & FUNCTIONALITY

61-litre fuel tank
160-amp alternator
700-amp maintenance-free battery
Cargo tie-down loops

Engine block heater
Front/rear stabilizer bars
Suspension with heavy-duty stabilization

OPTIONAL EQUIPMENT

16-inch Black Steel Wheels with Covers
Cargo Partition Package with Window
Cargo Partition Package without Window
Cruise Control
Deep-Tint Sunscreen Glass
Full-Size Spare Tire
Park-Sense® Rear Park Assist System⁸
Rear- and Side-Door Glass with Grate (without partition)

Rear Hinged Doors with Tinted Glass
Rear Wiper/Washer/Defroster Group
SiriusXM Satellite Radio with 1-Year Subscription¹¹
Uconnect 3 NAV¹² Multimedia Centre with 5-inch Touchscreen

CARGO VAN SLT

POWERTRAIN

2.4L Tigershark MultiAir® 2 I-4 with 9-speed automatic transmission

ENHANCEMENTS vs. CARGO VAN ST

16-inch Black steel wheels with covers
Body-colour exterior mirrors
Body-colour front/rear fascias
Cruise control
Driver's height-adjustable seat with armrest

Leather-wrapped steering wheel with audio controls
Manual driver lumbar adjust
Power, heated mirrors, manual folding
Premium cloth front bucket seats

OPTIONAL EQUIPMENT

Cargo Partition Package with Window
Cargo Partition Package without Window
Deep-Tint Sunscreen Glass
Full-Size Spare Tire
Heated Front Seats
Lights and Wheels Group
Park-Sense Rear Park Assist System⁸

Rear- and Side-Door Glass with Grate (without partition)
Rear Hinged Doors with Tinted Glass
Rear Wiper/Washer/Defroster Group
SiriusXM Satellite Radio with 1-Year Subscription¹¹
Uconnect 3 NAV¹² Multimedia Centre with 5-inch Touchscreen

WAGON ST

POWERTRAIN

2.4L Tigershark MultiAir® 2 I-4 with 9-speed automatic transmission

STANDARD FEATURES

INTERIOR AMENITIES

5-passenger seating with 60/40-split
Fold and Tumble rear seat
Air conditioning
Cloth seats
Floor carpet
Front overhead storage bin
Hands-free communication¹⁰ with Bluetooth streaming audio
Locking glove box
Map, courtesy and cargo-area lamps

ParkView Rear Back-Up Camera⁸
Power door locks
Power front windows, 1-touch up-and-down
Rear compartment assist handles
Tilt/telescoping steering column
Traveller/mini trip computer
Two 12-volt auxiliary power outlets (instrument panel-mounted and rear)
Uconnect 3 multimedia centre with 5-inch touchscreen and 4 speakers

EXTERIOR FEATURES

16-inch steel wheels
180-degree-opening rear hinged doors with tinted glass
215/55R16XL BSW all-season tires
Black front/rear fascias

SAFETY & SECURITY

4-wheel antilock brakes with Brake Assist
7 air bags⁷ including: advanced multistage driver and front-passenger, supplemental front-seat-mounted side, supplemental front/rear side-curtain and driver's knee blocker

Electronic Stability Control (ESC) system⁶ with Hill Start Assist, Brake-Lock Differential, All-Speed Traction Control, Trailer Sway Control and Electronic Roll Mitigation
Puncture sealant and portable air compressor
Remote keyless entry
Tire pressure monitoring warning lamp

WAGON ST (CONTINUED)

CAPABILITY & FUNCTIONALITY

61-litre fuel tank
160-amp alternator
700-amp maintenance-free battery

Engine block heater
Front/rear stabilizer bars
Suspension with heavy-duty stabilization

OPTIONAL EQUIPMENT

16-inch Black Steel Wheels with Covers
Cruise Control
Deep-Tint Sunscreen Glass
Full-Size Spare Tire
Park-Sense Rear Park Assist System⁸

Rear Wiper/Washer/Defroster Group
SiriusXM Satellite Radio with 1-Year Subscription¹¹
Uconnect 3 NAV¹² Multimedia Centre with 5-inch Touchscreen

WAGON SLT

ENHANCEMENTS vs. WAGON ST

16-inch Black steel wheels with covers
Body-colour exterior mirrors
Body-colour front/rear fascias
Cruise control
Deep-tint sunscreen glass
Driver's height-adjustable seat with armrest

Leather-wrapped steering wheel with audio controls
Manual driver lumbar adjust
Power, heated mirrors, manual folding
Premium cloth seats

OPTIONAL EQUIPMENT

Full-Size Spare Tire
Lights and Wheels Group
Park-Sense Rear Park Assist System⁸
Popular Equipment Group
Rear Wiper/Washer/Defroster Group

SiriusXM Satellite Radio with 1-Year Subscription¹¹
Uconnect 3 NAV¹² Multimedia Centre with 5-inch Touchscreen

PACKAGE DETAILS

CARGO PARTITION GROUP WITH WINDOW

Cargo partition with window
Rear wall trim

CARGO PARTITION GROUP WITHOUT WINDOW

Cargo partition
Rear wall trim

LIGHTS AND WHEELS GROUP

16-inch aluminum wheels
Fog lamps

POPULAR EQUIPMENT GROUP

6 speakers
Heated front seats
Second-row power windows

REAR WIPER/WASHER/DEFROSTER GROUP

Rear window defroster
Rear window wiper/washer

FOR FULL OPTION DETAILS, VISIT RAMTRUCK.CA

PROMASTER CITY SPECIFICATIONS

CAPABILITY	TRANSMISSION	HORSEPOWER	TORQUE (LB-FT)	CITY L/100 KM (MPG)	HIGHWAY L/100 KM (MPG)
2.4L TIGERSHARK® MULTIAIR® 2 I-4	9-speed automatic	178	174	11.2 (25)	8.3 (34)

	CARGO VAN		WAGON	
	ST	SLT	ST	SLT
EXTERIOR DIMENSIONS MM (IN) (UNLESS NOTED OTHERWISE)				
Wheelbase	3109 (122.4)	3109 (122.4)	3109 (122.4)	3109 (122.4)
Overall Length	4752 (187.1)	4752 (187.1)	4752 (187.1)	4752 (187.1)
Overall Body Width (including mirrors)	2148 (84.6)	2148 (84.6)	2148 (84.6)	2148 (84.6)
Overall Roof Height	1886 (74.2)	1886 (74.2)	1886 (74.2)	1886 (74.2)
Turning Diameter, m (ft)	13 (42)	13 (42)	13 (42)	13 (42)
INTERIOR DIMENSIONS MM (IN)				
Vertical Interior Height	1316 (51.8)	1316 (51.8)	1237 (48.7)	1237 (48.7)
Cargo Width at Wheel Wells	1229 (48.4)	1229 (48.4)	1229 (48.4)	1229 (48.4)
Cargo Width at Side Panels	1534 (60.4)	1534 (60.4)	1463 (57.6)	1463 (57.6)
Maximum Load Floor Length	2215 (87.2)	2215 (87.2)	1758 (69.2)	1758 (69.2)
CAPABILITY HIGHLIGHTS KG (LB)				
Payload	862 (1901)	862 (1901)	798 (1760)	798 (1760)
Towing	907 (2000)	907 (2000)	868 (1914)	868 (1914)
GVWR	2447 (5395)	2447 (5395)	2447 (5395)	2447 (5395)
GCWR	2676 (5900)	2676 (5900)	2676 (5900)	2676 (5900)
VOLUMES & CAPACITIES				
Seating Capacity	2	2	5	5
Maximum Cargo Volume, L (cu ft)	3729 (131.7)	3729 (131.7)	2880 (101.7)	2880 (101.7)
Fuel Tank Capacity, L (imp gal)	61 (13)	61 (13)	61 (13)	61 (13)

Maximum ratings based on properly equipped vehicles. Visit rambodybuilder.com for the latest information. GCWR = Gross Combined Weight Rating. GVWR = Gross Vehicle Weight Rating.

FOR FULL SPECIFICATIONS, VISIT RAMBODYBUILDER.COM

POWERTRAIN

3.6L Pentastar™ Variable Valve Timing (VVT) V6 with 6-speed automatic transmission

STANDARD FEATURES

INTERIOR AMENITIES

- 4-way manual-adjustable driver and passenger seats
- 12-volt auxiliary power outlet (instrument panel-mounted)
- Air conditioning
- Cargo-area lamp (Cargo and Window Vans)
- Cloth bucket seats
- Media Centre:
 - Hands-free communication¹⁰ with Bluetooth® streaming audio
 - Media hub with USB port and auxiliary input jack
- Remote USB port (for charging)
- Uconnect® 3 multimedia centre with 5-inch touchscreen and 4 speakers
- ParkView® Rear Back-Up Camera® (Cargo and Window Vans)
- Power door locks and front windows with 1-touch down
- Rear speaker wiring prep
- Side-wall cargo tie-down rings (Cargo Vans)
- Telescoping steering column
- Trip computer
- Upfit interface connectors

EXTERIOR FEATURES

- Black front fascia and rear bumper (Cargo and Window Vans)
- Extended mirrors, manual folding – vehicle width of 2,438 mm (96 in) (Chassis Cab and Cutaway models)
- Manual-folding mirrors
- Rear window defroster (Window Vans)
- Silver grille
- Wheels and Tires:
 - 16-inch steel wheels
 - LT225/75R16E BSW all-season tires

SAFETY & SECURITY

- 4-wheel antilock disc heavy-duty brakes (2500 and 3500 models)
- 4-wheel antilock disc power brakes (1500 models)
- Air Bags⁷:
 - Advanced multistage driver and front-passenger
 - Supplemental front-seat-mounted side
 - Supplemental side-curtain front
- Electronic Stability Control (ESC) system⁸ with Hill Start Assist, Brake Assist, Brake-Lock Differential, Trailer Sway Control, Drift Compensation, Electronic Roll Mitigation and All-Speed Traction Control
- Front and rear clearance lamps (rear on Cargo and Window Vans)
- Full-size spare tire
- Remote keyless entry
- Tire pressure monitoring display

CAPABILITY & FUNCTIONALITY

- 91-litre fuel tank
- 95-amp battery
- 180-amp alternator (Cargo and Window Vans)
- 220-amp alternator (Chassis Cab and Cutaway models)
- 260-degree-opening rear hinged doors (Cargo and Window Vans)
- Engine block heater
- Heavy-duty suspension (2500 and 3500 Cargo Vans)
- Light-duty suspension (1500 Cargo Van, 118-inch wheelbase)
- Medium-duty suspension (1500 Cargo Van, 136-inch wheelbase)
- Premium heavy-duty suspension (Chassis Cab and Cutaway models)
- Rear stabilizer bar (Chassis Cab and Cutaway models)
- Touring suspension (Window Vans)

OPTIONAL EQUIPMENT

- 2 Additional Key Fobs
- 12-Volt Rear Auxiliary Power Outlet (Cargo and Window Vans)
- 16-inch Aluminum Wheels
- 16-inch Black Steel Wheels
- 16-inch Steel Wheels with Covers
- 220-Amp Alternator (Cargo and Window Vans)
- 225/75R16C BSW All-Season Tires
- Air Conditioning Delete
- Ambulance Prep Package A (3500 Cargo Vans)
- Ambulance Prep Package B (Cutaway models)
- Auxiliary Upfitter Switches
- Bright Instrument-Panel Accents
- Cargo Partition with Sliding Window (Cargo Vans)
- Cargo Partition without Window (Cargo Vans)
- Driver Suspension Seat
- Driver Swivel Seat
- Extended Mirrors, Manual Folding – Vehicle Width of 2,438 mm (96 in) (Cargo and Window Vans)
- Front Mud Flaps (Chassis Cab and Cutaway models)
- Front and Rear Mud Flaps (Cargo and Window Vans)
- Heated Driver Seat
- Heated Passenger Seat
- Interior Convenience Group
- Leather-Wrapped Steering Wheel
- Left Sliding Door without Glass (Cargo Van models; not available on 1500 with 118-inch wheelbase)
- Lower Side-Wall Panelling (Cargo and Window Vans)
- Manual Driver and Passenger Lumbar Adjust
- Manual Driver Lumbar Adjust
- Mopar Cargo-Area LED Lighting (Cargo and Window Vans)
- Mopar DOT-Certified Roadside Safety Kit
- Mopar Rear Assist Handles (Cargo and Window Vans)
- Mopar Spray-On Floor Liner (Cargo and Window Vans)
- Mopar Trailer Tow Group (Cargo and Window Vans)
- Park-Sense® Rear Park Assist® (Cargo and Window Vans)
- Passenger Double Seat (Cargo Van and Chassis Cab models)
- Passenger Swivel Seat
- Power-Folding, Heated Mirrors (Cargo and Window Vans)
- Premium Appearance Group
- Rear Auxiliary Heater and Air Conditioning Prep
- Rear Hinged Doors with Fixed Glass (Cargo Vans)
- Rear Window Defroster (Cargo Vans)
- Right Sliding Door with Fixed Glass (Cargo Vans)
- Security Alarm
- SiriusXM Satellite Radio with 1-Year Subscription¹¹
- Suspension – Heavy-Duty (Window Vans)
- Tire Sealant and Air Compressor
- Uconnect 3 NAV¹² Multimedia Centre with 5-inch Touchscreen
- Upper and Lower Side-Wall Panelling (Cargo Vans)
- Vinyl Bucket Seats
- Wood Floor (Cargo and Window Vans)

PACKAGE DETAILS

AMBULANCE PREP PACKAGE A

- 12-volt auxiliary power outlet
- 220-amp alternator
- Cruise control
- Rear auxiliary heater and air conditioning prep
- Right sliding door and rear hinged door with glass
- Upfit interface connectors
- Wood floor

AMBULANCE PREP PACKAGE B

- Cruise control
- Rear auxiliary heater and air conditioning prep
- Upfit interface connectors

CONVENIENCE GROUP

- Cargo net
- Locking glove box
- Shelf above roof trim
- Underseat storage tray

PREMIUM APPEARANCE GROUP

- Chrome grille
- Fog lamps

MOPAR TRAILER TOW GROUP

- 4- and 7-pin wiring harness
- Class IV hitch receiver

FOR FULL OPTION DETAILS, VISIT RAMTRUCK.CA

PROMASTER SPECIFICATIONS

CAPABILITY	TRANSMISSION	HORSEPOWER	TORQUE (LB-FT)
3.6L PENTASTAR™ VVT V6	6-speed automatic	280	260

	CARGO VAN										WINDOW VAN		CHASSIS CAB/ CUTAWAY		
	1500		2500		3500		3500		2500		3500		3500		
DIMENSIONS															
Wheelbase, mm (in)	2997 (118)	3454 (136)	3454 (136)	3454 (136)	3454 (136)	4039 (159)	3454 (136)	3454 (136)	4039 (159)	4039 (159 Ext)	4039 (159)	4039 (159 Ext)	3454 (136)	4039 (159)	4039 (159 Ext)
Roof Type	Standard	Standard	High	Standard	High	High	Standard	High	High	High	High	High	Standard	Standard	Standard
CAPABILITY HIGHLIGHTS KG (LB)															
Payload	1814 (4000)	1769 (3900)	1710 (3900)	1932 (4260)	1878 (4140)	1823 (4140)	2123 (4680)	2064 (4550)	2013 (4440)	1969 (4340)	1787 (3940)	1946 (4290)	2345 (5170)/ 2372 (5230)	2331 (5140)/ 2363 (5210)	2318 (5110)/ 2341 (5160)
Towing	3084 (6800)												2313 (5100)		
GCWR	5216 (11,500)														
GVWR	3878 (8550)	3878 (8550)	3878 (8550)	4037 (8900)	4037 (8900)	4037 (8900)	4241 (9350)	4241 (9350)	4241 (9350)	4241 (9350)	4037 (8900)	4241 (9350)	4241 (9350)	4241 (9350)	4241 (9350)
EXTERIOR DIMENSIONS MM (IN) (UNLESS NOTED OTHERWISE)															
Overall Length	4953 (195)	5410 (213)	5410 (213)	5410 (213)	5410 (213)	5994 (236)	5410 (213)	5410 (213)	5994 (236)	6299 (248)	5994 (236)	6299 (248)	5410 (213)	5994 (236)	6299 (248)
Overall Body Width	2050 (80.7)														
Overall Roof Height	2311 (91)	2311 (91)	2565 (101)	2311 (91)	2565 (101)	2565 (101)	2311 (91)	2565 (101)	2565 (101)	2565 (101)	2565 (101)	2565 (101)	2311 (91)	2311 (91)	2311 (91)
Turning Diameter, m (ft)	11.1 (36.3)	12.4 (40.7)	12.4 (40.7)	12.4 (40.7)	12.4 (40.7)	14.3 (46.8)	12.4 (40.7)	12.4 (40.7)	14.3 (46.8)	14.3 (46.8)	14.3 (46.8)	14.3 (46.8)	12.4 (40.7)	14.3 (46.8)	14.3 (46.8)
Cab to Rear Axle	–	–	–	–	–	–	–	–	–	–	–	–	2083 (82)	2642 (104)	2642 (104)
Outside Frame Width	–	–	–	–	–	–	–	–	–	–	–	–	1321 (52)	1321 (52)	1321 (52)
Frame Height	–	–	–	–	–	–	–	–	–	–	–	–	610 (24)	610 (24)	610 (24)
INTERIOR DIMENSIONS MM (IN)															
Interior Ceiling Height	1651 (65)	1651 (65)	1930 (76)	1651 (65)	1930 (76)	1930 (76)	1651 (65)	1930 (76)	1930 (76)	1930 (76)	1930 (76)	1930 (76)	–	–	–
Cargo Width at Wheel Wells	1422 (56)	1422 (56)	1422 (56)	1422 (56)	1422 (56)	1422 (56)	1422 (56)	1422 (56)	1422 (56)	1422 (56)	1422 (56)	1422 (56)	–	–	–
Cargo Width at Side Panels	1575 (62)	1575 (62)	1575 (62)	1575 (62)	1575 (62)	1575 (62)	1575 (62)	1575 (62)	1575 (62)	1575 (62)	1575 (62)	1575 (62)	–	–	–
Overall Load Floor Length	2667 (105)	3124 (123)	3124 (123)	3124 (123)	3124 (123)	3708 (146)	3124 (123)	3124 (123)	3708 (146)	4064 (160)	3709 (146)	4064 (160)	–	–	–
VOLUMES & CAPACITIES															
Seating Capacity	2/3	2/3	2/3	2/3	2/3	2/3	2/3	2/3	2/3	2/3	2	2	2/3	2/3	2/3
Interior Cargo Volume, L (cu ft)	7334 (259)	8608 (304)	9996 (353)	8608 (304)	9996 (353)	11,893 (420)	8608 (304)	9996 (353)	11,893 (420)	13,110 (463)	11,893 (420)	13,110 (463)	–	–	–
Fuel Tank Capacity, L (imp gal)	91 (20)														

Maximum ratings based on properly equipped vehicles. Visit rambodybuilder.com for the latest information. GCWR = Gross Combined Weight Rating. GVWR = Gross Vehicle Weight Rating. Late availability. – = Not applicable.

FOR FULL SPECIFICATIONS, VISIT **RAMBODYBUILDER.COM**



CANADA FLEET OPERATIONS

RAMTRUCK.CA 800-361-3700

FLEET.FCACANADA.CA 800-463-3600



ABOUT THIS CATALOGUE: Since the time of printing, some of the information you'll find in this catalogue may have been updated. Ask your retailer for details. Some of the equipment shown or described throughout this catalogue may be available at extra cost. Specifications, descriptions, illustrative materials and all competitive comparisons contained herein are as accurate as known at the time this publication was approved for printing. FCA Canada Inc. reserves the right to discontinue models at any time or change specifications without notice or without incurring obligation. For the price of the model with the equipment you desire, or verification of specifications contained herein, see your Ram retailer. ©2019 FCA Canada Inc. All Rights Reserved. Chrysler, Dodge, Jeep, Ram, ProMaster, ProMaster City, Mopar, Mopar Vehicle Protection, Park-Sense, ParkView, Tigershark, the Ram's Head logo and Uconnect are registered trademarks, and Pentastar is a trademark of FCA US LLC. MultiAir is a registered trademark of C.R.F. Società Consortile per Azioni, used under licence by FCA US LLC. Bluetooth is a registered trademark of Bluetooth SIG, Inc. Cummins is a registered trademark of Cummins, Inc. SIRIUS and all related marks and logos are registered trademarks of SiriusXM Radio Inc. and its subsidiaries. All rights reserved. Brembo is a registered trademark of Freni Brembo S.P.A. Bosch is a registered trademark of Robert Bosch GmbH.

WARRANTIES: 2019 Chrysler, Jeep, Dodge and Ram vehicles are backed by a 5-year or 100,000-kilometre* fully transferable Powertrain Limited Warranty with \$0 deductible plus 24-hour roadside assistance† Basic Warranty coverage is for 3 years or 60,000 kilometres* Rust-through coverage on all body sheet metal is for 3 years. The Cummins Turbo Diesel engine is protected by a separate Limited Warranty, covering the engine for 5 years or 160,000 kilometres.

*Whichever comes first. Some conditions may apply. †The 5-Year/100,000-Kilometre Powertrain Limited Warranty does not apply to vehicles sold for certain commercial uses. See your retailer for full details.

MOPAR VEHICLE PROTECTION: FCA Canada Inc. has a vested interest in your satisfaction and owner experience with your new Ram truck. Mopar Vehicle Protection offers extended service plans to help ensure that you'll enjoy your truck for many years down the road. For more information on comprehensive vehicle coverage, see your Ram retailer, call 800-465-2001 or visit fcacanada.ca/owners.

DISCLAIMERS: 1) Based on the latest available competitive information for Cargo Vans marketed as Small Vans in the *WardsAuto* Small Van segment (Ford Transit Connect and Nissan NV200). 2) Based on *EnerGuide* fuel consumption ratings and latest available competitive information for Cargo Vans marketed as Small Vans in the *WardsAuto* Small Van segment (Ford Transit Connect and Nissan NV200). Government of Canada test methods used. Your actual fuel consumption will vary based on driving habits and other factors. 8.3 L/100 km (34 mpg) highway with 2.4L Tigershark engine and 9-speed automatic transmission. Ask your retailer for *EnerGuide* information. Driving range based on 2019 *EnerGuide* highway fuel consumption ratings and fuel tank capacity. Actual driving range will vary based on driving habits and other factors. Use for comparison purposes only. 3) Based on *WardsAuto* Large Van segmentation. 4) Based on Best-in-Class cargo capacity, Best-in-Class payload, Best-in-Class highway fuel efficiency and latest available competitive information for Cargo Vans marketed as Small Vans in the *WardsAuto* Small Van segment (Ford Transit Connect and Nissan NV200). 5) When properly equipped. Based on the latest available competitive information for Cargo Vans marketed as Small Vans in the *WardsAuto* Small Van segment (Ford Transit Connect and Nissan NV200). 6) No system can repeal the laws of physics or overcome careless driving actions. Performance is limited by available traction, which snow, ice and other conditions can affect. When the warning lamp flashes, the driver needs to use less throttle and adapt speed and driving behaviour to prevailing road conditions. 7) The Advanced Front Air Bags in this vehicle are certified to the federal regulations for Advanced Air Bags. Children 12 years old and younger should always ride buckled up in a rear seat. Infants in rear-facing child restraints should never ride in the front seat of a vehicle with a passenger front air bag. All occupants should always wear their lap and shoulder belts properly. 8) This is a driver convenience system, not a substitute for active driver involvement. The driver must remain aware of his/her surroundings and be prepared to take corrective action to avoid collisions. 9) Based on IHSMarkit Automotive Canadian New Vehicle Total Registrations for combined years 2013 to CYTD August 2018. 10) Driving while distracted can result in loss of vehicle control. Only use mobile phones and other devices, even with voice commands, when it is safe to do so. Voice commands of phone require a Bluetooth-compatible phone. 11) Requires SiriusXM radio subscriptions governed by SIRIUS terms and conditions available at siriusxm.ca. 12) Never program while driving. GPS mapping and available 3D navigation may not be detailed or available in all areas or reflect current road regulations.